

10,000,000 Shares



Koppers Holdings Inc.

Common Stock

We are selling 8,700,000 shares of common stock and the selling shareholders are selling 1,300,000 shares of common stock. We will not receive any of the proceeds from the shares of common stock sold by the selling shareholders.

Prior to this offering, there has been no public market for our common stock. The initial public offering price of the common stock is \$14.00 per share. Our common stock has been approved for listing on the New York Stock Exchange under the trading symbol "KOP."

The underwriters have an option to purchase a maximum of 1,500,000 additional shares from the selling shareholders to cover over-allotments of shares. We will not receive any of the proceeds from the shares of common stock sold by the selling shareholders pursuant to the underwriter's over-allotment option.

Investing in our common stock involves risks. See "[Risk Factors](#)" on page 12.

	Price to Public	Underwriting Discounts and Commissions	Proceeds to Issuer	Proceeds to Selling Shareholders
Per Share	\$14.00	\$0.98	\$13.02	\$13.02
Total	\$140,000,000	\$9,800,000	\$113,274,000	\$16,926,000

Delivery of the shares of common stock will be made on or about February 6, 2006.

Neither the Securities and Exchange Commission nor any state securities commission has approved or disapproved of these securities or determined if this prospectus is truthful or complete. Any representation to the contrary is a criminal offense.

Credit Suisse

First Analysis Securities Corporation

Jefferies & Company

UBS Investment Bank

KeyBanc Capital Markets

The date of this prospectus is January 31, 2006.




Aluminum Anodes
Utilizes Koppers Coal Tar Pitch



Plastics
Produced Using Koppers Phthalic Anhydride

Carbon Materials and Chemicals



Flat-Rolled Steel
Produced Using Koppers Coke



Anode Cores
Tested in Koppers Laboratories



Coke
Koppers Product

Railroad and Utility Products



Cross ties
Koppers Product



Utility Poles
Koppers Product



Cross ties
Koppers Product

TABLE OF CONTENTS

	<u>Page</u>
SUMMARY	1
RISK FACTORS	12
FORWARD-LOOKING STATEMENTS	25
INDUSTRY AND MARKET DATA	25
USE OF PROCEEDS	26
CAPITALIZATION	27
DIVIDEND POLICY	29
DILUTION	31
SELECTED HISTORICAL CONSOLIDATED FINANCIAL DATA	32
MANAGEMENT'S DISCUSSION AND ANALYSIS OF FINANCIAL CONDITION AND RESULTS OF OPERATIONS	36
BUSINESS	61
MANAGEMENT	76
EXECUTIVE COMPENSATION	80
	<u>Page</u>
PRINCIPAL AND SELLING SHAREHOLDERS	89
CERTAIN RELATIONSHIPS AND RELATED PARTY TRANSACTIONS	91
DESCRIPTION OF CERTAIN INDEBTEDNESS	93
DESCRIPTION OF CAPITAL STOCK	96
SHARES ELIGIBLE FOR FUTURE SALE	98
MATERIAL UNITED STATES FEDERAL INCOME TAX CONSIDERATIONS	100
UNDERWRITING	103
NOTICE TO CANADIAN RESIDENTS	107
LEGAL MATTERS	108
EXPERTS	108
WHERE YOU CAN FIND MORE INFORMATION	108
INDEX TO CONSOLIDATED FINANCIAL STATEMENTS	F-1

You should rely only on the information contained in this document or to which we have referred you. We have not authorized anyone to provide you with information that is different. This document may only be used where it is legal to sell these securities. The information in this document may only be accurate on the date of this document.

Dealer Prospectus Delivery Obligation

Until February 24, 2006 all dealers that effect transactions in these securities, whether or not participating in this offering, may be required to deliver a prospectus. This is in addition to the dealer's obligation to deliver a prospectus when acting as an underwriter and with respect to unsold allotments or subscriptions.

SUMMARY

You should read the following summary together with the more detailed information appearing elsewhere in this prospectus and the financial statements and other information included in this prospectus. In this prospectus, unless otherwise indicated or the context requires otherwise, when we use the terms the “Company,” “we,” “our” or “us,” we mean Koppers Inc., formerly known as Koppers Industries, Inc., and its subsidiaries on a consolidated basis for periods up until November 18, 2004 and Koppers Holdings Inc., or Koppers Holdings (formerly known as KI Holdings Inc.), and its subsidiaries on a consolidated basis for periods from and including November 18, 2004, when Koppers Holdings became the parent of Koppers Inc. The use of these terms is not intended to imply that Koppers Holdings and Koppers Inc. are not separate and distinct legal entities.

Our Company

We are a leading integrated global provider of carbon compounds and commercial wood treatment products. Our products are used in a variety of niche applications in a diverse range of end-markets, including the aluminum, railroad, specialty chemical, utility, rubber and steel industries. We provide products which represent only a small portion of our customers’ costs but are essential inputs into the products they produce and the services they provide. In the aggregate, we believe that we maintain the number one market position by volume in a majority of our principal product lines in North America, Australia and Europe.

We serve our customers through a comprehensive global manufacturing and distribution network, including 35 manufacturing facilities located in North America, Australasia, China, Europe and South Africa. We conduct business in 73 countries with over 2,600 customers, many of which are leading companies in their respective industries, including Alcoa Inc., CSX Transportation, Inc., Union Pacific Railroad Company, Norfolk Southern Corporation and Burlington Northern Santa Fe Railway. We believe that our customers place significant value on our industry-leading “Koppers” brand, which for more than 70 years has maintained a reputation for quality, reliability and customer service. For the twelve months ended September 30, 2005, we generated net sales of \$999.7 million, net income of \$10.8 million and EBITDA of \$103.7 million. For information relating to our net sales, net income and EBITDA for the last three fiscal years, see “—Summary Historical Consolidated Financial Data” and for a reconciliation of EBITDA to net income, see footnote (6) under “—Summary Historical Consolidated Financial Data.”

We operate two principal businesses, Carbon Materials & Chemicals and Railroad & Utility Products. Through our Carbon Materials & Chemicals business (58% of 2004 net sales), we believe we are the largest distiller of coal tar in North America, Australia, the United Kingdom and Scandinavia. We process coal tar into a variety of products, including carbon pitch, creosote and phthalic anhydride, which are critical intermediate materials in the production of aluminum, the pressure treatment of wood and the production of plasticizers and specialty chemicals, respectively. Through our Railroad & Utility Products business (42% of 2004 net sales), we are the largest North American supplier of railroad cross ties. Our other commercial wood treatment products include the provision of utility poles to the electric and telephone utility industries.

The following charts provide a breakdown of our 2004 net sales by product and industry:



Industry Overview

We believe that demand for aluminum and railroad track maintenance substantially drive demand in our two principal businesses. According to the King Report, worldwide aluminum production increased 6.5% to 29.8 million metric tons in 2004 and is expected to grow by 7.6% in 2005 and 6.8% in 2006. Carbon pitch requirements for the aluminum industry were 2.8 million metric tons in 2004 and are expected to grow as a function of growth in aluminum production. Recent global restructuring in the electrode and aluminum markets has resulted in reduced consumption volumes of carbon pitch in domestic markets. Any prolonged decline in demand for aluminum or further restructuring in the electrode and aluminum markets could negatively impact our business.

The railroad crosstie business is benefiting from positive general economic conditions in the railroad industry and from expected increases in spending on both new track and existing track maintenance. A decline in maintenance spending by the seven largest railroads in North America, which we refer to as the Class 1 railroads, could negatively impact demand for our products. The Railway Tie Association, or RTA, estimates that approximately 13.7 million crossties for the Class 1 railroads were installed in the United States in 2004 and approximately 14.0 million crossties were projected to be installed in 2005. The RTA projects demand to increase by 9.2% to 15.3 million crossties in 2006. In addition, on August 10, 2005, a federal transportation bill was signed into law which provides \$286.5 billion of funding for various projects in the transportation industry. Although it is difficult to estimate the impact of this legislation on our business, we believe that it is likely to benefit us directly by increased sales related to projects identified in the legislation or indirectly as additional railroad capital can be reallocated to infrastructure maintenance priorities.

For more information on our industry and recent trends, see “Business—Industry Overview.”

Key Competitive Strengths

We believe that we are distinguished by the following key competitive strengths:

Leading Market Positions Across Business Segments. We are a leading integrated global provider of carbon compounds and commercial wood treatment products.

[Table of Contents](#)

The following table sets forth our leading market position for each of our principal product lines in our three major geographic regions:

	<u>2004 Net Sales</u>	<u>Estimated % of</u> <u>Market</u>	<u>Market Position</u>
	(in millions)		
North American Market			
Railroad Crossties (U.S.)	\$ 246.1	55%	#1
Carbon Pitch (1)	75.4	49%	#1
Phthalic Anhydride (2)	71.4	37%	#1
Australian Market			
Carbon Pitch	\$ 53.8	81%	#1
Wood Preservatives	48.1	50%	#1
Carbon Black	30.1	80%	#1
Utility Poles	11.8	66%	#1
European Market			
Carbon Pitch	\$ 47.6	14%	#3

(1) Only refers to carbon pitch sales to the aluminum industry.

(2) Only refers to merchant market sales of phthalic anhydride.

Strong Customer Relationships Under Contract Arrangements. Our reputation and industry-leading “Koppers” brand have enabled us to establish strong relationships with leading companies in their respective industries. All of our top ten customers are served under long-term contracts and approximately 56% of our 2004 net sales were made to customers with whom we have contract arrangements of two or more years.

Diverse End-Markets and Global Presence. Our approximately 2,600 customers operate in diverse end-markets such as aluminum, railroads, specialty chemicals, including polyester resins, paints, coatings and plasticizers, steel, utilities, rubber, wood preservation, roofing and pavement sealers. We believe our global presence and our strategically located facilities enable us to capitalize on opportunities to increase sales of our existing product portfolio into higher-growth emerging economies, such as China, the Middle East, India and Eastern Europe.

Cost Advantage Through Vertical Integration. The degree of vertical integration in our business enables us to utilize products produced in our Carbon Materials & Chemicals business in our manufacturing processes, providing us with significant cost and supply advantages. In addition, internally generated products provide a more reliable source of feedstock for our wood treatment and phthalic anhydride products.

Experienced and Incentivized Management Team. Our senior management team has an average of 27 years of industry experience. Prior to the offering, our directors, management team and employees beneficially own approximately 24% of our equity.

For further information on our strengths, see “Business—Key Competitive Strengths.”

Our Business Strategy

The key elements of our strategy are:

Capitalize on Attractive Growth Opportunities. We believe our existing key end-markets, especially the aluminum and railroad industries, and geographic focus provide attractive growth opportunities. We are well positioned to capitalize on these opportunities. In addition, we intend to pursue growth opportunities in three ways:

- *New Regional Expansion:* We intend to leverage our global reach by capitalizing on opportunities in high-growth regions such as China, the Middle East and India and expect demand for our products in these regions to grow faster than in our core markets.
- *Selective Acquisitions:* We intend to continue to selectively pursue complementary opportunities in areas that enable us to build upon our product portfolio, expand our customer base and leverage our existing customer relationships.
- *Development of New Products:* We expect to expand many of our product lines through the development of related products to meet new end-use applications.

Maximize Cash Flow and Reduce Financial Leverage. We expect to reduce our financial leverage by using a portion of our net proceeds from this offering and a portion of cash flow from operations after required capital expenditures.

Continue Productivity and Cost Reduction Initiatives. We are focused on improving our profitability and cash flows by achieving productivity enhancements and by improving our cost platform.

For further information on our business strategy, see “Business—Our Business Strategy.”

Risks Related to Our Competitive Strengths and Business Strategy

The key competitive strengths that currently distinguish our company as well as the key elements of our business strategy are each subject to certain risks. Such risks include:

- our leading market position could be lost if we are unable to compete successfully in any or all of our industry segments;
- we are dependent on certain major customers;
- our operations are subject to fluctuations in the price, quality and availability of our primary raw materials;
- the success of our strategy of expanding into new geographic markets is subject to the risks inherent in foreign operations, including changes in social, political and economic conditions;
- our strategy to selectively pursue complementary acquisitions may present unforeseen integration obstacles or costs;
- our significant amount of debt and negative net worth could be exacerbated if the execution of our plans result in our having greater losses than we have historically;
- our strategy to reduce financial leverage may be hindered by the fact that we will be using some of our free cash flow to pay dividends;
- the new products we develop may be rendered obsolete or less attractive by changes in regulatory, legislative or industry requirements;

Table of Contents

- our operations are subject to the hazards associated with chemical manufacturing; and
- demand for our products is cyclical.

Any of the above risks could adversely affect our financial position and results of operations. For additional risks related to our business or this offering, see “Risk Factors.”

Recent Developments

On August 8, 2005, the President signed the Energy Policy Act of 2005 into law. Included in this legislation are Section 29 Energy Tax Credits earned for the production and sale of coke to a third party. These credits against federal income tax will be earned in conjunction with the coke operations at our Monessen, Pennsylvania facility. The tax credit generated per ton of coke sold is tied to a per barrel of oil equivalent on a BTU basis and adjusted annually for inflation. The credits are effective January 2006, expire December 2009 and can be carried forward for 20 years. Based on our understanding of the legislation and subject to final determination of an oil price range, we could earn up to \$4.0 million per year of credits that will reduce federal income taxes.

Principal Shareholder

Saratoga Partners III, L.P. has informed us that it is a New York based investment firm managed by Saratoga Management Company LLC making private equity investments in partnership with management in the business services and manufacturing industries. Saratoga Partners was founded in 1984 as the corporate buyout group of Dillon, Read & Co. Inc. and has been independent since 1998. Saratoga Partners is an experienced firm, having led buyout investments in 33 companies.

Corporate Information

We are a Pennsylvania corporation. Our principal offices are located at 436 Seventh Avenue, Pittsburgh, Pennsylvania 15219-1800. Our telephone number is (412) 227-2001. We maintain a website at www.koppers.com. ***The information contained on or linked to from our website does not constitute a part of this prospectus and is not incorporated by reference herein.***

The Offering

Shares of common stock offered by us	8,700,000 shares.
Shares of common stock offered by the selling shareholders	1,300,000 shares.
Shares of common stock to be outstanding following the offering	20,714,192 shares.

Use of Proceeds

We estimate that the net proceeds to us of this offering, after deducting underwriting discounts and estimated offering expenses, will be \$111.8 million. We intend to use all of the net proceeds to redeem up to \$101.7 million aggregate principal amount of Koppers Inc.'s 9⁷/₈% senior secured notes due 2013 at a price of 109⁷/₈% of the principal amount thereof plus accrued and unpaid interest. See "Use of Proceeds."

We will not receive any proceeds from the sale of shares by the selling shareholders.

Dividend Policy

Our board of directors is expected to adopt a dividend policy, effective upon the closing of this offering, which reflects its judgment that our stockholders would be better served if we distributed to them, as quarterly dividends payable at the discretion of our board of directors, a portion of the cash generated by our business in excess of our expected cash needs rather than retaining it or using the cash for other purposes. Our expected cash needs include operating expenses and working capital requirements, interest and principal payments on our indebtedness, capital expenditures, incremental costs associated with being a public company, taxes and certain other costs.

In accordance with our dividend policy, we currently intend to pay a portion of our initial quarterly dividend of \$0.17 per share on or about April 17, 2006, which will be pro rated at the time of payment based upon the timing of the closing of the offering, and to continue to pay quarterly dividends at an annual rate of \$0.68 per share for the first full year following such date, subject to our board of directors' decision to declare these dividends and various restrictions on our ability to do so. Based on an assumed closing of February 6, 2006, the initial quarterly dividend will be \$0.10. We are not required to pay dividends, and our shareholders will not be guaranteed, or have contractual or other rights, to receive dividends. Our board of directors may decide, in its discretion, at any time, to decrease the amount of dividends, otherwise modify or repeal the dividend policy or discontinue entirely the payment of dividends.

Our ability to pay dividends will be restricted by current and future agreements governing our debt, including Koppers Inc.'s credit agreement, the indentures governing our senior discount notes and Koppers Inc.'s senior secured notes and by Pennsylvania law.

Since we are a holding company, substantially all of the assets shown on our consolidated balance sheet are held by our subsidiaries.

Accordingly, our earnings and cash flow and our ability to pay dividends are largely dependent upon the earnings and cash flows of our subsidiaries and the distribution or other payment of such earnings to us in the form of dividends. Koppers Inc., our largest operating subsidiary, is a party to a credit agreement that restricts its ability to pay dividends to us.

See “Risk Factors—Risks Relating to Our Common Stock and This Offering—You may not receive dividends because our board of directors could, in its discretion, depart from or change our dividend policy at any time, because of restrictions in our debt agreements, because of our negative net worth or because of restrictions imposed by Pennsylvania law” and “Dividend Policy.”

Listing

Our common stock has been approved for listing on the New York Stock Exchange under the trading symbol “KOP.”

The calculation of shares of common stock to be outstanding after this offering as presented here and throughout this prospectus, unless otherwise indicated, is based on 12,014,192 shares of our common stock outstanding immediately prior to the consummation of this offering and:

- assumes the underwriters do not exercise their over-allotment option;
- includes a 3.9799-for-one split of our common stock that took effect on January 11, 2006;
- excludes 2,089,448 shares reserved to be issued under the 2005 Long-Term Incentive Plan that was adopted on December 7, 2005;
- excludes 322,372 restricted stock units that have been granted and which will result in the issuance of an equal number of shares upon vesting; and
- assumes the conversion of all of our senior convertible preferred stock into shares of common stock prior to the consummation of this offering.

Risk Factors

Before making an investment in our common stock, you should consider carefully the information included in the “Risk Factors” section beginning on page 12 of this prospectus, as well as any other information contained in this prospectus.

[Table of Contents](#)

Summary Historical Consolidated Financial Data

The following table contains our summary historical consolidated financial data for the three years ended December 31, 2004 and as of and for the nine months ended September 30, 2005 and 2004 and the twelve months ended September 30, 2005. The summary historical consolidated financial data for each of the years ended December 31, 2004, 2003 and 2002 have been derived from our audited consolidated financial statements. The summary historical consolidated financial data as of and for the nine months ended September 30, 2005 and 2004 have been derived from our unaudited consolidated financial statements, which were prepared on the same basis as our audited consolidated financial statements and, in our opinion, reflect all adjustments, consisting only of normal recurring adjustments, necessary to fairly present our results of operations and financial condition for such periods. The summary historical consolidated financial data for the twelve months ended September 30, 2005 have been derived by adding our historical consolidated financial data for the year ended December 31, 2004 to our unaudited consolidated financial data for the nine months ended September 30, 2005 and subtracting our unaudited consolidated financial data for the nine months ended September 30, 2004. This is only a summary and should be read in conjunction with our historical consolidated financial statements and “Management’s Discussion and Analysis of Financial Condition and Results of Operations” included elsewhere in this prospectus.

	Year ended December 31,			Nine months ended September 30,		Twelve months ended September 30,
	2002	2003	2004	2004	2005	2005
	(unaudited)					
(in millions, except for per share data)						
Statement of Operations Data:						
Net sales	\$ 776.5	\$ 842.9	\$ 952.5	\$ 720.7	\$ 767.9	\$ 999.7
Operating expenses:						
Cost of sales	659.5	726.0	798.4	604.0	636.0	830.4
Depreciation and amortization	28.7	33.7	32.9	24.3	24.6	33.2
Selling, general and administrative	44.0	55.6	56.8	41.7	49.4	64.5
Restructuring and impairment charges (1)	—	8.5	—	—	—	—
Total operating expenses	732.2	823.8	888.1	670.0	710.0	928.1
Operating profit	44.3	19.1	64.4	50.7	57.9	71.6
Equity in earnings (losses) of affiliates (2)	—	(0.1)	0.3	0.1	0.3	0.5
Other income (3)	9.8	0.1	0.1	—	0.4	0.5
Interest expense	22.9	37.7	38.5	26.6	38.2	50.1
Income (loss) before income tax provision (benefit) and minority interest	31.2	(18.6)	26.3	24.2	20.4	22.5
Income tax provision (benefit)	13.8	(1.3)	13.3	13.2	9.5	9.6
Minority interest	0.9	1.7	3.4	2.8	1.5	2.1
Net income (loss) before cumulative effect of accounting change	16.5	(19.0)	9.6	8.2	9.4	10.8
Cumulative effect of change in accounting principle (4)	—	(18.1)	—	—	—	—
Net income (loss)	\$ 16.5	\$ (37.1)	\$ 9.6	\$ 8.2	\$ 9.4	\$ 10.8
Net income (loss) to common stockholders	\$ 5.5	\$ (90.8)	\$ (67.9)	\$ 1.6	\$ (17.3)	\$ (86.8)
Earnings (Loss) Per Share Data (5)						
Basic	\$ 1.20	\$ (25.94)	\$ (23.15)	\$ 0.55	\$ (5.99)	\$ (29.69)
Diluted	\$ 1.19	\$ (25.94)	\$ (23.15)	\$ 0.55	\$ (5.99)	\$ (29.69)
Weighted average common shares outstanding (in millions):						
Basic	4.6	3.5	2.9	2.9	2.9	2.9
Diluted	13.9	3.5	2.9	2.9	2.9	2.9
Other Data:						
Operating cash flows	\$ 46.0	\$ 12.4	\$ 18.5	\$ 13.8	\$ 42.9	\$ 47.6
Investing cash flows	(18.3)	(18.5)	(20.4)	(12.1)	(18.6)	(26.9)
Financing cash flows	(24.6)	5.0	33.6	(2.4)	(28.8)	7.2
Cash interest	22.3	20.3	32.8	17.1	20.3	36.0
Cash taxes	7.0	8.9	10.1	7.2	5.8	8.7
EBITDA (6)	81.9	51.1	94.3	72.3	81.7	103.7
Unusual items (increasing) decreasing EBITDA (7)	(9.4)	17.2	—	—	3.1	3.1
Capital expenditures	19.7	19.3	21.2	12.8	13.6	22.0
Cash dividends declared per common share (8)	\$ 0.72	\$ 5.89	\$ 8.51	\$ 0.72	\$ 2.93	\$ 10.72
Cash dividends declared per preferred share	\$ 2.85	\$ 23.46	\$ 33.85	\$ 2.86	\$ 11.68	\$ 42.67

[Table of Contents](#)

	Actual	As Adjusted
	As of September 30, 2005	
	(unaudited) (in millions)	
Balance Sheet Data:		
Cash and cash equivalents	\$ 36.5	\$ 20.8
Working capital	120.2	120.3
Total assets	570.0	550.9
Total debt	528.9	427.2
Total stockholders' (deficit) (9)	(198.5)	(110.1)

- (1) Represents the 2003 charges related to (i) the curtailment of production at our carbon materials facility in Woodward, Alabama; (ii) the impairment of our carbon materials port facility in Portland, Oregon as the result of negotiations with a significant customer; (iii) the impairment of certain storage tanks which have been permanently idled; and (iv) the closure of our wood treating facility in Logansport, Louisiana.
- (2) January 1, 2004 we changed our method of accounting for Koppers (China) Carbon and Chemical Co., Limited from the equity method to consolidation due to our resumption of operating control. See "Management's Discussion and Analysis of Financial Condition and Results of Operations."
- (3) Other income consists primarily of proceeds from the monetization of tax credits relating to coke production and sales at our facility in Monessen, Pennsylvania. In December 1999, we entered into an agreement with a third party to transfer substantially all of the energy tax credits from our facility in Monessen, Pennsylvania for cash. In 2002 and 2003, we earned \$9.8 million and \$0.1 million, respectively, for the transfer of tax credits. These tax credits expired on December 31, 2002; the 2003 amount is a retroactive inflation adjustment. Other income for 2005 consists of interest income.
- (4) Effective January 1, 2003, we changed our method of accounting for asset retirement obligations in accordance with FASB Statement No. 143, *Accounting for Asset Retirement Obligations*. Previously, we had not been recognizing amounts related to asset retirement obligations. Under the new accounting method, we now recognize asset retirement obligations in the period in which they are incurred if a reasonable estimate of a fair value can be made. The associated asset retirement costs are capitalized as part of the carrying amount of the long-lived asset.
- (5) Earnings per share are calculated in accordance with Emerging Issues Task Force No. 03-6, *Participating Securities and the Two-Class Method under FASB Statement No. 128*, after giving effect to the 3.9799-for-one stock split.
- (6) EBITDA is defined as net income (loss) before interest expense, income taxes, depreciation and amortization and cumulative effect of change in accounting principle. EBITDA is not a presentation made in accordance with generally accepted accounting principles, or GAAP, is not a measure of financial condition or profitability and should not be considered as an alternative to, or more meaningful than, amounts determined in accordance with GAAP, including net income (loss) as an indicator of operating performance or net cash from operating activities as an indicator of liquidity. However, we believe that EBITDA is useful to an investor in evaluating our operating performance because:
 - EBITDA is widely used by securities analysts and investors to measure a company's operating performance without regard to items such as interest and debt expense, income tax expense and depreciation and amortization, which can vary substantially from company to company depending upon accounting methods and book value of assets, capital structure and the method by which assets were acquired;
 - EBITDA helps investors to more meaningfully evaluate and compare the results of our operations from period to period by removing the impact of our capital structure, our asset base and the cumulative effect of change in accounting principle; and
 - EBITDA is used by our management for various purposes, including as a measure of operating performance to assist in comparing performance from period to period on a consistent basis, in presentations to our board of directors concerning our financial performance and as a basis for strategic planning and forecasting.

Table of Contents

EBITDA has limitations as an analytical tool, and you should not consider it in isolation or as a substitute for analyzing our results as reported under GAAP. Some of these limitations are:

- EBITDA does not reflect historical cash expenditures or future requirements for capital expenditures or contractual commitments;
- EBITDA does not reflect changes in, or cash requirements for, our working capital needs;
- Although depreciation and amortization are noncash charges, the assets being depreciated will often have to be replaced in the future, and EBITDA does not reflect any cash requirements for such replacements;
- EBITDA is not calculated identically by all companies; therefore, our presentation of EBITDA may not be comparable to similarly titled measures of other companies; and
- EBITDA does not consider certain cash requirements, such as interest payments, tax payments and debt service requirements, that are required to be paid in cash and are material to us given that we are highly leveraged and are taxed by the jurisdictions in which we operate.

Set forth below is a reconciliation of our net income (loss) to EBITDA:

	Year ended December 31,			Nine months ended September 30,		Twelve months ended September 30, 2005
	2002	2003	2004	2004	2005	
	(in millions)					
Net income (loss)	\$16.5	\$(37.1)	\$ 9.6	\$ 8.2	\$ 9.4	\$ 10.8
Interest expense	22.9	37.7	38.5	26.6	38.2	50.1
Depreciation and amortization	28.7	33.7	32.9	24.3	24.6	33.2
Income tax provision (benefit)	13.8	(1.3)	13.3	13.2	9.5	9.6
Cumulative effect of accounting change, net of income taxes	—	18.1	—	—	—	—
EBITDA	\$81.9	\$ 51.1	\$94.3	\$72.3	\$81.7	\$ 103.7

(7) Our net income (loss) was affected by the following unusual items:

	Year ended December 31,			Nine months ended September 30,		Twelve months ended September 30, 2005
	2002	2003	2004	2004	2005	
	(in millions)					
Selling, general and administrative expenses (a)	\$ 0.4	\$ 2.5	\$ —	\$ —	\$ —	\$ —
Cost of sales (b)	—	6.3	—	—	3.1	3.1
Restructuring and impairment charges and related charges (c)	—	8.5	—	—	—	—
Other (income) (d)	(9.8)	(0.1)	—	—	—	—
Unusual items (increasing) decreasing EBITDA	\$(9.4)	\$17.2	\$ —	\$ —	\$ 3.1	\$ 3.1

- (a) Selling, general and administrative expenses included \$1.4 million of non-cash bad debt write-offs for customers for 2003. Additionally, selling, general and administrative expenses include \$0.4 million and \$1.1 million of cash severance charges for 2002 and 2003, respectively.
- (b) Cost of sales for 2003 included \$6.1 million of cash asset retirement obligation charges related to plant closures and impairments, and \$0.2 million of cash severance charges. For 2005, cost of sales includes \$2.6 million for expected cash penalties related to the New Zealand anti-trust investigation, \$0.3 million of non-cash impairment charges and \$0.2 of cash severance charges related to our wood treating facility in Montgomery, Alabama.

Table of Contents

- (c) Restructuring and impairment charges for 2003 included fourth quarter charges of \$3.1 million for the ceasing of production at our carbon materials facility in Woodward, Alabama, \$3.1 million for the impairment of assets at the Company's carbon materials port operation in Portland, Oregon, and \$1.0 million for the impairment of certain carbon materials storage tanks which were permanently idled. Additionally, \$1.3 million of restructuring costs were incurred for the closure of our wood treating facility in Logansport, Louisiana in the third quarter of 2003. Of the \$8.5 million of restructuring and impairment charges, \$0.7 million were cash charges consisting primarily of severance charges.
- (d) Other income includes cash proceeds from the monetization of Section 29 tax credits of \$9.8 million and \$0.1 million for 2002 and 2003, respectively.
- (8) Cash dividends declared per common share gives effect to the conversion of our outstanding senior convertible preferred stock into common stock and the 3.9799-for-one stock split.
- (9) Total stockholders' (deficit) refers to total assets less total liabilities less minority interest.

RISK FACTORS

You should consider carefully each of the risks described below, together with all of the other information contained in this prospectus, before deciding to invest in our common stock.

Risks Relating to Our Business

We may not be able to compete successfully in any or all of the industry segments in which we operate.

The markets in which we operate are highly competitive, and this competition could harm our business, results of operations, cash flow and financial condition. If we are unable to respond successfully to changing competitive conditions, the demand for our products could be affected. We believe that the most significant competitive factor for our products is selling price. Additionally, some of the purchasers of our coke are capable of supplying a portion of their needs from their own coke production as well as from suppliers outside the United States who are able to import coke into the United States and sell it at prices competitive with those of U.S. suppliers. Some of our competitors have greater financial resources and larger capitalization than we do.

Demand for our products is cyclical and we may experience prolonged depressed market conditions for our products.

Our products are sold primarily in mature markets which historically have been cyclical, such as the aluminum, specialty chemical and utility industries.

- The principal consumers of our carbon pitch are primary aluminum smelters. Although the aluminum industry has experienced growth on a long-term basis, there may be cyclical periods of weak demand which could result in decreased primary aluminum production. Our pitch sales have historically declined during such cyclical periods of weak global demand for aluminum.
- The principal use of our phthalic anhydride is in the manufacture of plasticizers and flexible vinyl, which are used mainly in the housing and automobile industries. Therefore, a decline in remodeling and construction or global automobile production could reduce the demand for phthalic anhydride.
- The principal customers for our coke are U.S. integrated steel producers. The prices at which we will be able to sell our coke in the future will be greatly affected by the demand for coke from the steel industry and the supply of coke from the U.S. integrated steel producers' own coke production and from foreign sources.
- Over the last several years, utility pole demand has declined as utilities in the United States and Australia have reduced spending due to competitive pressures arising from deregulation. Deregulation may continue to negatively affect both the new and replacement pole installation markets.

We are dependent on major customers for a significant portion of our net sales, and the loss of one or more of our major customers could result in a significant reduction in our profitability.

For the year ended December 31, 2004, our top ten customers accounted for approximately 46% of our net sales. During this period, our two largest customers, Alcoa Inc. and CSX Transportation, Inc., each accounted for approximately 9% and 8%, respectively, of our total net sales. Additionally, an integrated steel company is the only customer for our furnace coke, with a contract to take 100% of our coke production in 2005. The permanent loss of, or a significant decrease in the level of purchases by, one or more of our major customers could result in a significant reduction in our profitability.

Fluctuations in the price, quality and availability of our primary raw materials could reduce our profitability.

Our operations depend on an adequate supply of quality raw materials being available on a timely basis. The loss of a key source of supply or a delay in shipments could cause a significant increase in our operating

expenses. For example, our operations are highly dependent on a relatively small number of freight transportation services. Interruptions in such freight services could impair our ability to receive raw materials and ship finished products in a timely manner. We are also exposed to price and quality risks associated with raw material purchases. Such risks include:

- The primary raw material used by our Carbon Materials & Chemicals business is coal tar, a by-product of coke production. A shortage in the supply of domestic coal tar or a reduction in the quality of coal tar could require us to increase coal tar and carbon pitch imports, as well as the use of petroleum substitutes to meet future carbon pitch demand. This could cause a significant increase in our operating expenses.
- In certain circumstances coal tar may also be used as an alternative to fuel. Recent increases in energy prices could result in higher coal tar costs which would have to be passed through to our customers. If these costs cannot be passed through, it could result in margin reductions for our coal tar based products.
- The availability and cost of softwood and hardwood lumber are critical elements in our production of pole products and railroad crossties, respectively. The supply of trees of acceptable size for the production of utility poles has decreased in recent years in relation to the demand, and we accordingly have been required to pay a higher price for these materials. Historically, the supply and cost of hardwood for railroad crossties have also been subject to availability and price pressures. We may not be able to source wood raw materials at economical prices in the future.
- Metallurgical coal is the primary raw material used in the production of coke. An increase in the price of metallurgical coal, or a prolonged interruption in its supply, could increase our operating expenses.
- Our price realizations and profit margins for phthalic anhydride have historically fluctuated with the price of orthoxylene and its relationship to our cost to produce naphthalene; however, during periods of excess supplies of phthalic anhydride margins may be reduced despite high levels for orthoxylene prices.

If the costs of raw materials increase significantly and we are unable to offset the increased costs with higher selling prices, our profitability will decline.

Our products may be rendered obsolete or less attractive by changes in regulatory, legislative or industry requirements.

Changes in regulatory, legislative or industry requirements may render certain of our products obsolete or less attractive. Our ability to anticipate changes in these requirements, especially changes in regulatory standards, will be a significant factor in our ability to remain competitive. We may not be able to comply in the future with new regulatory, legislative and/or industrial standards that may be necessary for us to remain competitive and certain of our products may, as a result, become obsolete or less attractive to our customers.

The development of new technologies or changes in our customers' products could reduce the demand for our products.

Our products are used for a variety of applications by our customers. Changes in our customers' products or processes may enable our customers to reduce consumption of the products we produce or make our products unnecessary. Customers may also find alternative materials or processes that no longer require our products. For example, in 2000 our largest carbon pitch customer announced that it was actively pursuing alternative anode technology that would eliminate the need for carbon pitch as an anode binder. The potential development and implementation of this new technology could seriously impair our ability to profitably market carbon pitch and related co-products. Over 75% of our carbon pitch is sold to the aluminum industry under long-term contracts typically ranging from three to five years. If a new technology were developed that replaced the need for carbon pitch in the production of carbon anodes, it is possible that these contracts would not be renewed in the future.

Hazards associated with chemical manufacturing may cause suspensions or interruptions of our operations.

Due to the nature of our business, we are exposed to the hazards associated with chemical manufacturing and the related storage and transportation of raw materials, products and wastes in our manufacturing facilities or our distribution centers, such as fires, explosions and accidents that could lead to an interruption or suspension of operations. Any disruption could reduce the productivity and profitability of a particular manufacturing facility or of our company as a whole. Other hazards include:

- piping and storage tank leaks and ruptures;
- mechanical failure;
- exposure to hazardous substances; and
- chemical spills and other discharges or releases of toxic or hazardous substances or gases.

These hazards, among others, may cause personal injury and loss of life, damage to property and contamination of the environment, which could lead to government fines or work stoppage injunctions, cleanup costs and lawsuits by injured persons. While we are unable to predict the outcome of such matters, if determined adversely to us, we may not have adequate insurance to cover related costs or liabilities and, if not, we may not have sufficient cash flow to pay for such costs or liabilities. Such outcomes could harm our customer goodwill and reduce our profitability.

We are subject to extensive environmental laws and regulations and may incur significant costs as a result of continued compliance with, violations of or liabilities under environmental laws and regulations.

Like other companies involved in environmentally sensitive businesses, our operations and properties are subject to extensive federal, state, local and foreign environmental laws and regulations, including those concerning, among other things:

- the treatment, storage and disposal of wastes;
- the investigation and remediation of contaminated soil and groundwater;
- the discharge of effluents into waterways;
- the emission of substances into the air;
- the marketing, sale, use and registration of our chemical products, such as creosote; and
- other matters relating to environmental protection and various health and safety matters.

We have incurred, and expect to continue to incur, significant costs to comply with environmental laws and as a result of remedial obligations. We could incur significant costs, including cleanup costs, fines, civil and criminal sanctions and claims by third parties for property damage and personal injury, as a result of violations of or liabilities under environmental laws and regulations. We accrue for environmental liabilities when a determination can be made that they are probable and reasonably estimable. Total environmental reserves at September 30, 2005, December 31, 2004 and December 31, 2003 were approximately \$3.7 million, \$4.7 million and \$7.5 million, respectively, which include provisions primarily for environmental fines and soil remediation. For the last three years, our annual capital expenditures in connection with environmental control facilities averaged approximately \$5.5 million, and annual operating expenses for environmental matters, excluding depreciation, averaged approximately \$9.1 million. Management estimates that capital expenditures in connection with matters relating to environmental control facilities will be approximately \$7 million for 2005. Contamination has been identified and is being investigated and remediated at many of our sites by us or other parties. See "Management's Discussion and Analysis of Financial Condition and Results of Operations—Environmental and Other Liabilities Retained or Assumed by Others" and "—Other Environmental Matters."

Actual costs and liabilities to us may exceed forecasted amounts. Moreover, currently unknown environmental issues, such as the discovery of additional contamination or the imposition of additional cleanup obligations with

[Table of Contents](#)

respect to our sites or third party sites, may result in significant additional costs, and potentially significant expenditures could be required in order to comply with future changes to environmental laws and regulations or the interpretation or enforcement thereof. We also are involved in various litigation and proceedings relating to environmental matters and toxic tort claims. See “Management’s Discussion and Analysis of Financial Condition and Results of Operations—Legal Matters” and “Business—Legal Proceedings.”

Beazer East and Beazer Limited may not continue to meet their obligations to indemnify us.

Under the terms of the asset purchase agreement between us and Koppers Company, Inc. (now known as Beazer East, Inc.) upon the formation of Koppers Inc. in 1988, subject to certain limitations, Beazer East assumed the liability for and indemnified us against (among other things) certain clean-up liabilities for contamination occurring prior to the purchase date at sites acquired from Beazer East and third-party claims arising from such contamination, which we refer to herein as the Indemnity. See “Management’s Discussion and Analysis of Financial Condition and Results of Operations—Environmental and Other Liabilities Retained by Other” and “Business—Legal Proceedings.” Beazer East and Beazer Limited may not continue to meet their obligations. In addition, Beazer East could in the future choose to challenge its obligations under the Indemnity or our satisfaction of the conditions to indemnification imposed on us thereunder. In addition, the government and other third parties also have the right under applicable environmental laws to seek relief directly from us for any and all such costs and liabilities. In July 2004, we entered into an agreement with Beazer East to amend the December 29, 1988 asset purchase agreement to provide, among other things, for the continued tender of pre-closing environmental liabilities to Beazer East under the Indemnity through July 2019. As consideration for the agreement, we agreed to pay Beazer East a total of \$7.0 million in four installments over three years and to share toxic tort litigation defense costs arising from any sites acquired from Beazer East. The first two payments of \$2.0 million each were made in July 2004 and 2005. Qualified expenditures under the Indemnity are not subject to a monetary limit.

Without reimbursement under the Indemnity, the obligation to pay the costs and assume the liabilities relating to these matters would have a significant impact on our net income. Furthermore, without reimbursement, we could be required to record a contingent liability on our balance sheets with respect to environmental matters covered by the Indemnity, which could result in our having significant additional negative net worth. Finally, the Indemnity does not afford us indemnification against environmental costs and liabilities attributable to acts or omissions occurring after the closing of the acquisition of assets from Beazer East under the asset purchase agreement, nor is the Indemnity applicable to liabilities arising in connection with other acquisitions by us after that closing.

The insurance that we maintain may not fully cover all potential exposures.

We maintain property, casualty and workers’ compensation insurance but such insurance may not cover all risks associated with the hazards of our business and is subject to limitations, including deductibles and maximum liabilities covered. We may incur losses beyond the limits, or outside the coverage, of our insurance policies, including liabilities for environmental compliance and remediation. In addition, from time to time, various types of insurance for companies in our industry have not been available on commercially acceptable terms or, in some cases, have not been available at all. In the future, we may not be able to obtain coverage at current levels, and our premiums may increase significantly on coverage that we maintain.

Adverse weather conditions may reduce our operating results.

Our quarterly operating results fluctuate due to a variety of factors that are outside our control, including inclement weather conditions, which in the past have caused a decline in our operating results. For example, adverse weather conditions have at times negatively impacted our supply chain as wet conditions impacted logging operations, reducing our ability to procure crossties. In addition, adverse weather conditions have had a negative impact on our customers in the roofing and pavement sealer businesses, resulting in a negative impact on our sales of these products. Moreover, demand for many of our products declines during periods of inclement weather.

We are subject to risks inherent in foreign operations, including changes in social, political and economic conditions.

We have operations in the United States, Australasia, China, Europe and South Africa, and sell our products in many foreign countries. In 2003 and 2004, net sales from our products sold by Koppers Europe ApS and Koppers Australia Pty Ltd. accounted for approximately 34% of our total net sales in both years. Like other global companies, we are exposed to market risks relating to fluctuations in interest rates and foreign currency exchange rates. Our international revenues could be reduced by currency fluctuations or devaluations. Changes in currency exchange rates could lower our reported revenues and could require us to reduce our prices to remain competitive in foreign markets, which could also reduce our profitability. We have not historically hedged our financial statement exposure and, as a result, we could incur unanticipated losses. We are also subject to potentially increasing transportation and shipping costs associated with international operations. Furthermore, we are also exposed to risks associated with changes in the laws and policies governing foreign investments in countries where we have operations as well as, to a lesser extent, changes in U.S. laws and regulations relating to foreign trade and investment.

Our strategy to selectively pursue complementary acquisitions may present unforeseen integration obstacles or costs.

Our business strategy includes the potential acquisition of businesses and entering into joint ventures and other business combinations that we expect would complement and expand our existing products and the markets where we sell our products and improve our market position. We may not be able to successfully identify suitable acquisition or joint venture opportunities or complete any particular acquisition, combination, joint venture or other transaction on acceptable terms. We cannot predict the timing and success of our efforts to acquire any particular business and integrate the acquired business into our existing operations. Also, efforts to acquire other businesses or the implementation of other elements of this business strategy may divert managerial resources away from our business operations. In addition, our ability to engage in strategic acquisitions may depend on our ability to raise substantial capital and we may not be able to raise the funds necessary to implement our acquisition strategy on terms satisfactory to us, if at all. Our failure to identify suitable acquisition or joint venture opportunities may restrict our ability to grow our business. In addition, we may not be able to successfully integrate businesses that we acquire in the future, which could lead to increased operating costs, a failure to realize anticipated operating synergies or both.

We are the subject of ongoing investigations regarding our competitive practices, which may result in fines or other penalties.

In April 2005, the New Zealand Commerce Commission, or the NZCC, filed a statement of claim in the High Court of New Zealand against a number of corporate and individual defendants, including Koppers ArchWood Protection (NZ) Limited, or KANZ. See “Management’s Discussion and Analysis of Financial Condition and Results of Operations—Legal Matters—Government Investigations.” KANZ is seeking to cooperate with the NZCC and has engaged in settlement discussions with the NZCC. Although such settlement discussions are continuing, a settlement has not yet been reached. It is likely that penalties will be paid as a result of the proceedings. Except as set forth above, we are not currently aware of any other claims (civil or governmental) related to competitive practices in New Zealand.

Koppers Arch Wood Protection (Aust) Pty Limited, or Koppers Arch Australia, has made an application for leniency under the Australian Competition and Consumer Commission’s, or the ACCC, policy for cartel conduct. The ACCC has granted immunity to Koppers Arch Australia, subject to the fulfillment of certain conditions, such as, but not limited to, continued cooperation. If the conditions are not fulfilled, Koppers Arch Australia may be penalized for any violations of the competition laws of Australia. We are not currently aware of any civil claims related to competitive practices in Australia.

We have reserved \$2.6 million for these penalties as of September 30, 2005, of which \$1.9 million was recorded prior to the third quarter. This amount is included in cost of sales. The amount reserved is based upon our assessment of the current status of negotiations with the NZCC.

[Table of Contents](#)

KANZ and Koppers Arch Australia are majority-owned subsidiaries of Koppers Arch Investments, which is an Australian joint venture owned 51% by World-Wide Ventures Corporation (our indirect subsidiary) and 49% by Hickson Nederland BV. KANZ and Koppers Arch Australia manufacture and market wood preservative products throughout New Zealand and Australia, respectively.

We are not currently aware of any other government investigations or other claims related to these investigations of industry competitive practices.

Litigation against us could be costly and time consuming to defend, and due to the nature of our business and products, we may be liable for damages arising out of our acts or omissions.

We produce hazardous chemicals that require appropriate procedures and care to be used in handling them or using them to manufacture other products. As a result of the hazardous nature of some of the products we use and produce, we may face product liability claims relating to incidents involving the handling, storage and use of and exposure to our products. For example:

- Koppers Inc., along with other defendants, has been named as a defendant in 24 cases filed in state court in Pennsylvania and two cases filed in state court in Texas in which the plaintiffs claim they suffered a variety of illnesses (including cancer) as a result of exposure to coal tar pitch sold by Koppers Inc. There are a total of approximately 82 plaintiffs in these cases. Of the 82 plaintiffs, 80 plaintiffs do not assert any specific amount of damages. These 80 plaintiffs seek compensatory and punitive damages in unspecified amounts in excess of the minimum jurisdictional limits (in most cases \$25,000) of the applicable courts. Of the 82 plaintiffs, two plaintiffs (in the same case) assert damages not to exceed a combined total of \$10.0 million. The cases are in the early stages of discovery. Koppers Inc. has not provided a reserve for these lawsuits because, at this time, Koppers Inc. cannot reasonably determine the probability of a loss, and the amount of loss, if any, cannot be reasonably estimated. Although Koppers Inc. is vigorously defending these cases, an unfavorable resolution of these matters may result in substantial costs.
- *Grenada.* Koppers Inc., together with various co-defendants (including Beazer East), has been named as a defendant in five toxic tort lawsuits in state court in Mississippi and in 96 toxic tort lawsuits in federal court in Mississippi arising from the operation of the Grenada facility. The complaints allege that plaintiffs were exposed to harmful levels of various toxic chemicals, including creosote, pentachlorophenol and dioxin, as a result of soil, surface water and groundwater contamination and air emissions from the Grenada facility and, in four of the five state court cases, from an adjacent manufacturing facility operated by Heatcraft, Inc. In the state court actions, which currently include a total of approximately 225 plaintiffs, each plaintiff seeks compensatory damages from the defendants of at least \$5.0 million for each of seven counts and punitive damages of at least \$10.0 million for each of three counts. Certain plaintiffs also seek damages for trespass and private nuisance in unspecified amounts together with injunctive relief. The Mississippi Supreme Court granted Koppers Inc.'s motions to transfer venue in four of the five state court cases to Grenada County, Mississippi (the fifth case was already filed in Grenada County) and to sever the claims of the plaintiffs. All of the state court cases which were not originally filed in Grenada County are in the process of being transferred to Grenada County. During Koppers Inc.'s appeal to the Mississippi Supreme Court, discovery in the state court cases was stayed. After such cases have been transferred to Grenada County, the stay of discovery in such cases is expected to be lifted. In addition, on December 14, 2005 the court in one of the state court cases granted defendants' motion to sever the claims of 95 plaintiffs for improper joinder. The federal court actions began with a complaint filed by approximately 110 plaintiffs in the case referred to as the "Beck" case. Pursuant to an order granting defendants' motion to sever, the court dismissed the claims of 98 plaintiffs in the Beck case without prejudice to their right to re-file their complaints. The claims of the 12 plaintiffs whose claims were not dismissed are still pending in the Beck case. In December 2005, 94 of the 98 plaintiffs in the Beck case whose claims were dismissed re-filed their complaints. The 12 remaining plaintiffs in the Beck case seek compensatory damages from the defendants in an unspecified amount and punitive damages of \$20.0 million for each of four counts.

[Table of Contents](#)

The plaintiffs in the 94 additional cases seek compensatory damages from Koppers Inc. of at least \$5.0 million for each of eight counts and punitive damages of at least \$10.0 million for each of three counts (in addition to damages for an unspecified amount for trespass and nuisance). There is also a federal court action referred to as the “Ellis” case. In the Ellis case, there are approximately 1,130 plaintiffs. Each plaintiff in the Ellis case seeks compensatory damages from Koppers Inc. of at least \$5.0 million for each of seven counts and punitive damages of at least \$10.0 million for each of three counts (in addition to damages for an unspecified amount for trespass and nuisance). The Ellis complaint also requests injunctive relief. Discovery in the Ellis case has been stayed. No discovery orders have been issued with respect to the 94 additional cases. The court ordered that the claims of the 12 remaining Beck plaintiffs must be tried separately. The first of these trials is scheduled to commence on April 17, 2006. The remaining 11 trials are scheduled to commence at the rate of approximately one trial per calendar quarter beginning upon the conclusion of the first trial. Three plaintiffs in the federal court cases filed a motion for injunctive relief contending that their properties were no longer habitable. They requested remediation or, alternatively, condemnation of their properties. This motion was denied by the court. Based on the experience of Koppers Inc. in defending previous toxic tort cases, we do not believe that the damages sought by the plaintiffs in the state court and federal court cases are supported by the facts of the cases. Koppers Inc. has not provided a reserve for these lawsuits because, at this time, it cannot reasonably determine the probability of a loss, and the amount of loss, if any, cannot be reasonably estimated. Although Koppers Inc. intends to vigorously defend these cases, there can be no assurance that an unfavorable resolution of these matters will not result in substantial cost to us.

For more information, see “Management’s Discussion and Analysis of Financial Condition and Results of Operations—Legal Matters” and “Business—Legal Proceedings.”

In addition, we are regularly subject to legal proceedings and claims that arise in the ordinary course of business, such as workers’ compensation claims, governmental investigations, employment disputes, customer and supplier disputes, toxic tort claims and product liability claims arising out of the conduct of our business. Litigation could result in substantial costs and may divert management’s attention and resources away from the day-to-day operation of our business.

Labor disputes could disrupt our operations and divert the attention of our management and may cause a decline in our production and a reduction in our profitability.

Of our employees, approximately 62% are represented by 21 different labor unions and are covered under numerous labor contracts. The United Steelworkers of America, or the USWA, which had represented more than 300 employees at six of our facilities, recently merged with the Paper, Allied-Industrial, Chemical & Energy Workers’ International Union, or PACE, which had represented more than 200 employees at four of our facilities. The USWA currently represents more than 500 of our employees at ten of our facilities and, therefore, represents the largest number of our unionized employees. Labor contracts that expire in 2006 cover approximately 20% of our total labor workforce. We may not be able to reach new agreements without union action or on terms satisfactory to us. Any future labor disputes with any such unions could result in strikes or other labor protests which could disrupt our operations and divert the attention of our management from operating our business. If we were to experience a strike or work stoppage, it may be difficult for us to find a sufficient number of employees with the necessary skills to replace these employees. Any such labor disputes could cause a decline in our production and a reduction in our profitability.

Our pension obligations are currently underfunded. We may have to make significant cash payments to our pension plans, which would reduce the cash available for our business.

As of December 31, 2004, our projected benefit obligation under our defined benefit pension plans exceeded the fair value of plan assets by approximately \$49.5 million. The underfunding was caused, in part, by fluctuations in the financial markets that have caused the valuation of the assets in our defined benefit pension plans to decrease. During the year ended December 31, 2004, we contributed \$14.7 million to our pension plans.

[Table of Contents](#)

For the year 2005, as of September 30, 2005, we contributed \$7.6 million. We have made additional contributions in 2005 of approximately \$3.6 million. Management expects that any future obligations under our pension plans that are not currently funded will be funded from our future cash flow from operations. If our contributions to our pension plans are insufficient to fund the pension plans adequately to cover our future pension obligations, the performance of the assets in our pension plans does not meet our expectations or other actuarial assumptions are modified, our contributions to our pension plans could be materially higher than we expect, which would reduce the cash available for our business.

This offering may cause us to undergo an “ownership change” for purposes of Section 382 of the Internal Revenue Code, which may limit our ability to utilize our net operating loss benefit and certain other tax attributes.

As of December 31, 2004, our net operating loss benefit before valuation allowances was approximately \$20.9 million. Under Section 382 of the Internal Revenue Code, if a corporation undergoes an “ownership change” (generally defined as a greater than 50 percentage point change (by value) in its equity ownership over a three-year period), the corporation’s ability to use its pre-change of control net operating loss benefit and other pre-change tax attributes against its post-change income may be limited. Although no definite determination can be made at this time, there is a significant possibility that this offering (along with other changes in ownership that have occurred within the past three years) will cause us to undergo an ownership change under the Internal Revenue Code. In addition, if we undergo an ownership change, we may be limited in our ability to use certain “built-in losses” or “built-in deductions” that exist at the time of the ownership change. These limitations may have the effect of reducing our after-tax cash flow. Even if this offering does not cause an ownership change to occur, we may undergo an ownership change after the offering due to subsequent changes in ownership of our common stock.

We have a substantial amount of indebtedness, which could harm our ability to operate our business, remain in compliance with debt covenants, make payments on our debt and pay dividends.

As of September 30, 2005, we and our subsidiaries had approximately \$427.2 million of indebtedness (excluding trade payables and intercompany indebtedness) after giving effect to this offering and the use of proceeds therefrom, consisting primarily of our senior discount notes, Koppers Inc.’s senior secured notes and \$54.5 million of indebtedness under our senior secured credit facility.

The degree to which we are leveraged could have important consequences, including:

- our ability to satisfy our obligations under our debt could be affected and any failure to comply with the requirements, including financial and other restrictive covenants, of any of our debt agreements could result in an event of default under the agreements governing such indebtedness;
- substantial portion of our cash flow from operations will be required to make interest and principal payments and may not be available for operations, working capital, capital expenditures, expansion, acquisitions or general corporate or other purposes;
- our ability to obtain additional financing in the future may be impaired;
- we may be more highly leveraged than our competitors, which may place us at a competitive disadvantage;
- our flexibility in planning for, or reacting to, changes in our business and industry may be limited;
- our degree of leverage may make us more vulnerable in the event of a downturn in our business, our industry or the economy in general; and
- our ability to pay dividends to our shareholders.

Furthermore, we and our subsidiaries may be able to incur substantial additional indebtedness in the future. If we incur additional indebtedness, the magnitude of the risks associated with our substantial leverage, including our ability to service our debt, would increase.

[Table of Contents](#)

Restrictions in our debt agreements could limit our growth and our ability to respond to changing conditions and, in the event of a default, all of these borrowings become immediately due and payable.

Koppers Inc.'s senior secured credit facility and the indentures governing our senior discount notes and Koppers Inc.'s senior secured notes contain a number of significant covenants in addition to covenants restricting the incurrence of additional debt. These covenants limit our ability, among other things, to:

- incur or guarantee additional debt and issue certain types of preferred stock;
- pay dividends on our capital stock or redeem, repurchase or retire our capital stock or subordinated debt;
- make investments;
- create liens on our assets;
- enter into sale and leaseback transactions;
- sell assets;
- engage in transactions with our affiliates;
- create restrictions on the ability of our restricted subsidiaries to pay dividends or make other payments to us;
- consolidate, merge or transfer all or substantially all of our assets and the assets of our subsidiaries; and
- transfer or issue shares of stock of subsidiaries.

In addition, Koppers Inc.'s senior secured credit facility contains other and more restrictive covenants. Additionally, it requires us to maintain certain financial ratios and satisfy certain financial condition tests and require us to take action to reduce our debt or take some other action to comply with them.

These restrictions could limit our ability to obtain future financings, make needed capital expenditures, withstand a future downturn in our business or the economy in general or otherwise conduct necessary corporate activities. We may also be prevented from taking advantage of business opportunities that arise because of the limitations that the restrictive covenants under Koppers Inc.'s senior secured credit facility and the indentures governing our senior discount notes and Koppers Inc.'s senior secured notes impose on us.

A breach of any of these covenants would result in a default under the applicable debt agreement. A default, if not waived, could result in acceleration of the debt outstanding under the agreement and in a default with respect to, and acceleration of, the debt outstanding under our other debt agreements and the indentures governing our senior discount notes and senior secured notes. The accelerated debt would become immediately due and payable. If that should occur, we may not be able to pay all such debt or to borrow sufficient funds to refinance it. This would result in a significant interruption in our business operations, which would negatively impact the market price of our common stock. Even if new financing were then available, it may not be on terms that are acceptable to us. See "Description of Certain Indebtedness."

Our substantial negative net worth may require us to maintain additional working capital.

As of September 30, 2005, on a pro forma basis after giving effect to this offering and the use of proceeds herefrom, we had negative net worth of approximately \$110.1 million, resulting from the use of borrowings to fund dividends. See "Dividend Policy." Our negative net worth may make it difficult for us to obtain credit from suppliers, vendors and other parties. In addition, some of our suppliers and vendors may require us to prepay for services or products or may impose less advantageous terms on timing of payment. Our ability to enter into hedging transactions may also be limited by our negative net worth. As a result, we may require additional working capital, which may negatively affect our cash flow and liquidity.

We may incur significant charges in the event we close all or part of a manufacturing plant or facility.

We periodically assess our manufacturing operations in order to manufacture and distribute our products in the most efficient manner. Based on our assessments, we may make capital improvements to modernize certain

[Table of Contents](#)

units, move manufacturing or distribution capabilities from one plant or facility to another plant or facility, discontinue manufacturing or distributing certain products or close all or part of a manufacturing plant or facility. For example, in 2003 we incurred \$8.5 million in restructuring and impairment charges which included the curtailment of production at our Woodward, Alabama facility, the impairment of assets at our Portland, Oregon facility, and the closure of our Logansport, Louisiana facility. The closure of all or part of a manufacturing plant or facility could result in future charges which could be significant.

We depend on our senior management team and the loss of any member could adversely affect our operations.

Our success is dependent on the management, experience and leadership skills of our senior management team. Our senior management team has an average of 27 years of industry experience. The loss of any of these individuals or an inability to attract, retain and maintain additional personnel with similar industry experience could prevent us from implementing our business strategy. We cannot assure you that we will be able to retain our existing senior management personnel or to attract additional qualified personnel when needed.

Risks Relating to Our Common Stock and This Offering

You will incur immediate and substantial dilution as a result of this offering.

Investors purchasing shares of our common stock in this offering will incur immediate and substantial dilution in net tangible book value of approximately \$21.90 per share because the price that new investors pay will be substantially greater than the net tangible book value per share of the shares acquired. See "Dilution." This dilution is due in large part to the fact that our existing investors paid substantially less than the initial public offering price of the shares of common stock being sold in this offering when they purchased their shares. To the extent that we raise additional capital by issuing equity securities or shares of our common stock are issued upon the exercise of stock options, investors may experience additional substantial dilution.

Our stock price may be extremely volatile, and you may not be able to resell your shares at or above the public offering price.

There has been significant volatility in the market price and trading volume of equity securities, which is unrelated to the financial performance of the companies issuing the securities. These broad market fluctuations may negatively affect the market price of our common stock. The initial public offering price for the shares of common stock being sold in this offering will be determined by negotiations between the representative of the underwriters and us and may not be indicative of prices that will prevail in the open market following this offering. You may not be able to resell your shares at or above the initial public offering price due to fluctuations in the market price of our common stock caused by changes in our operating performance or prospects and other factors.

Some specific factors that may have a significant effect on our common stock market price include:

- actual or anticipated fluctuations in our operating results or future prospects;
- the public's reaction to our press releases, our other public announcements and our filings with the Securities and Exchange Commission, or the SEC;
- strategic actions by us or our competitors, such as acquisitions or restructurings;
- new laws or regulations or new interpretations of existing laws or regulations applicable to our business;
- changes in accounting standards, policies, guidance, interpretations or principles;
- adverse conditions in the financial markets or general economic conditions, including those resulting from war, incidents of terrorism and responses to such events;
- sales of common stock by us or members of our management team; and
- changes in stock market analyst recommendations or earnings estimates regarding our common stock, other comparable companies or the aluminum or railroad industry generally.

[Table of Contents](#)

Prior to this offering, there has not been a public market for our common stock. We cannot predict the extent to which investor interest in our company will lead to the development of an active trading market on the New York Stock Exchange or otherwise or how liquid that market might become. If an active trading market does not develop, you may have difficulty selling any of our common stock that you buy. Consequently, you may not be able to sell our common stock at prices equal to or greater than the price you paid in this offering.

Future sales, or the perception of future sales, of a substantial amount of our common stock may depress the price of the shares of our common stock.

Future sales, or the perception or the availability for sale in the public market, of substantial amounts of our common stock could adversely affect the prevailing market price of our common stock and could impair our ability to raise capital through future sales of equity securities at a time and price that we deem appropriate.

Upon consummation of this offering, there will be 20,714,192 shares of common stock outstanding. The shares of common stock sold by us and the selling shareholders in this offering will be freely transferable without restriction or further registration under the Securities Act of 1933, as amended, or the Securities Act. The remaining shares of common stock owned by our existing equity investors will be restricted securities within the meaning of Rule 144 under the Securities Act but will be eligible for resale subject to applicable volume, manner of sale, holding period and other limitations of Rule 144. We, our executive officers and directors and shareholders holding 7,960 or more shares have agreed to a “lock-up,” meaning that, subject to specified exceptions, neither we nor they will sell any shares or engage in any hedging transactions without the prior consent of the representatives of the underwriters for 180 days after the date of this prospectus. Following the expiration of this 180-day lock-up period, all of these 20,714,192 shares of our common stock will be eligible for future sale, subject to the applicable volume, manner of sale, holding period and other limitations of Rule 144. Finally, our existing equity investors have certain registration rights with respect to the common stock that they will retain following this offering. See “Shares Eligible for Future Sale” for a discussion of the shares of common stock that may be sold into the public market in the future.

We may issue shares of our common stock, or other securities, from time to time as consideration for future acquisitions and investments. In the event any such acquisition or investment is significant, the number of shares of our common stock or the number or aggregate principal amount, as the case may be, of other securities that we may issue may in turn be significant. We may also grant registration rights covering those shares or other securities in connection with any such acquisitions and investments. Any additional capital raised through the sale of our equity securities may dilute your percentage ownership in us.

You may not receive dividends because our board of directors could, in its discretion, depart from or change our dividend policy at any time, because of restrictions in our debt agreements, because of our negative net worth or because of restrictions imposed by Pennsylvania law.

We are not required to pay dividends, and our shareholders will not be guaranteed, or have contractual rights, to receive dividends. Our board of directors may decide at any time, in its discretion, to decrease the amount of dividends, otherwise change or revoke the dividend policy or discontinue entirely the payment of dividends. Our board of directors could depart from or change our dividend policy, for example, if it were to determine that we had insufficient cash to take advantage of other opportunities with attractive rates of return or if we failed to be profitable. In addition, if we do not pay dividends, for whatever reason, your shares of our common stock could become less liquid and the market price of our common stock could decline. The ability of Koppers Inc. and its subsidiaries to pay dividends or make other payments or distributions to us will depend on our operating results and may be restricted by, among other things, the covenants in Koppers Inc.’s senior secured credit facility, the covenants of any future outstanding indebtedness we or our subsidiaries incur and by Pennsylvania law. If a dividend is paid in violation of Pennsylvania law, each director approving the dividend could be liable to the corporation if the director did not act with such care as a person of ordinary prudence would use under similar circumstances. Directors are entitled to rely in good faith on information provided by employees of the corporation and experts retained by the corporation. Directors who are held liable would be

[Table of Contents](#)

entitled to contribution from any shareholders who received an unlawful dividend knowing it to be unlawful. Furthermore, we are a holding company with no operations, and unless we receive dividends, distributions, advances, transfers of funds or other payments from our subsidiaries, we will be unable to pay dividends on our common stock. See “Dividend Policy.”

Our principal shareholder is in a position to affect our ongoing operations, corporate transactions and other matters and its interests may conflict with or differ from your interests as a shareholder.

Upon the consummation of this offering, Saratoga Partners III, L.P. and its affiliates will own approximately 37.7% of our common stock. As a result, Saratoga Partners III, L.P. and its affiliates effectively will be able to significantly influence the outcome on virtually all matters submitted to a vote of our shareholders, including the election of directors. So long as Saratoga Partners III, L.P. and its affiliates continue to own a significant portion of the outstanding shares of our common stock, it will continue to be able to significantly influence the election of our directors, subject to compliance with applicable New York Stock Exchange requirements, our decisions, policies, management and affairs and corporate actions requiring shareholder approval, including the approval of transactions involving a change in control. The interests of Saratoga Partners III, L.P. and its affiliates may not coincide with the interests of our other shareholders. In particular, Saratoga Partners III, L.P. and its affiliates are in the business of making investments in companies and it may, from time to time, acquire and hold interests in businesses that compete directly or indirectly with us. Saratoga Partners III, L.P. and its affiliates may also pursue, for their own account, acquisition opportunities that may be complementary to our business, and as a result, those acquisition opportunities may not be available to us.

Provisions of our charter documents may inhibit a takeover, which could negatively affect our stock price.

Provisions of our charter documents and the Business Corporation Law of Pennsylvania, the state in which we are organized, could discourage potential acquisition proposals or make it more difficult for a third party to acquire control of our company, even if doing so might be beneficial to our shareholders. Our Articles of Incorporation and Bylaws provide for various procedural and other requirements that could make it more difficult for shareholders to effect certain corporate actions. For example, our Amended and Restated Articles of Incorporation, or our Articles of Incorporation, authorizes our board of directors to determine the rights, preferences, privileges and restrictions of unissued series of preferred stock without any vote or action by our shareholders. Our board of directors can therefore authorize and issue shares of preferred stock with voting or conversion rights that could adversely affect the voting or other rights of holders of our common stock. Additional provisions that could make it more difficult for shareholders to effect certain corporate actions include:

- Our board of directors will be classified into three classes. Each director will serve a three year term and will stand for re-election once every three years.
- Our shareholders will be able to remove directors only for cause by the affirmative vote of the holders of a majority of the outstanding shares of our capital stock entitled to vote in the election of directors. Vacancies on our board of directors may be filled only by our board of directors.
- Our Articles of Incorporation will not permit shareholder action without a meeting by consent except for the unanimous consent of all holders of our common stock. It also will provide that special meetings of our shareholders may be called only by the board of directors or the chairman of the board of directors.
- Our Bylaws will provide that shareholders seeking to nominate candidates for election as directors or to bring business before an annual meeting of shareholders must provide timely notice of their proposal in writing to the corporate secretary.

See “Description of Capital Stock.” These provisions may discourage acquisition proposals and may make it more difficult or expensive for a third party to acquire a majority of our outstanding voting stock or may delay, prevent or deter a merger, acquisition, tender offer or proxy contest, which may negatively affect our stock price.

Our management and auditors have identified certain deficiencies in the design and operation of our internal controls which, if not properly remediated, could result in material misstatements in our financial statements in future periods and could lead to a material weakness or significant deficiency at the time we complete our initial assessment of internal controls under Section 404 of the Sarbanes-Oxley Act of 2002, or in future assessments under Section 404.

We are not currently required to comply with Section 404 of the Sarbanes-Oxley Act of 2002, and are therefore not required to make an assessment of the effectiveness of our internal controls over financial reporting. Further, Ernst & Young LLP, our independent auditor, has not been engaged nor have they expressed an opinion on the effectiveness of our internal controls over financial reporting. However, in connection with our financial statement audit, Ernst & Young LLP informed us that they have identified certain deficiencies in the design and operation of our internal controls related to information systems, including deficiencies in the program change management and information security procedures, and accounting for income taxes, including deficiencies in the tax account reconciliation procedures. We are taking steps to remedy the deficiencies, including hiring an information systems consultant to assist in the development and implementation of formal systems procedures, as well as implementing enhanced controls over accounting for taxes. We expect that these control improvements will be completed in 2006. These deficiencies may represent “significant deficiencies” as defined in Auditing Standard No. 2 of the Public Company Accounting Oversight Board (United States). A significant deficiency is a control deficiency, or combination of control deficiencies, that results in more than a remote likelihood that a misstatement of the financial statements that is more than inconsequential will not be prevented or detected. A control deficiency exists when the design or operations of a control does not allow management or employees, in the normal course of performing their assigned functions, to prevent or detect misstatements on a timely basis.

We are taking remedial measures to improve the effectiveness of our internal controls, and management believes that these efforts will not only address the internal control deficiencies identified above, but also improve the effectiveness of our disclosure and internal controls in the future. We plan to continue to assess our internal controls and procedures and will take further action as necessary or appropriate to address any other matters we identify, including to effect compliance with Section 404 of the Sarbanes-Oxley Act of 2002 when we are required to make an assessment of internal controls under Section 404 for fiscal 2006.

If we are not able to implement the requirements of Section 404 of the Sarbanes-Oxley Act of 2002 in a timely manner or with adequate compliance, we may be unable to provide the required financial information in a timely and reliable manner and may be subject to sanctions by regulatory authorities. The perception of these matters could cause our share price to fall.

We are required under applicable law and regulations to integrate our systems of internal controls over financial reporting, and we are presently evaluating our existing internal controls with respect to the standards adopted by the Public Company Accounting Oversight Board. We cannot be certain at this time that we will be able to comply with all of our reporting obligations and successfully complete the procedures, certification and attestation requirements of Section 404 of the Sarbanes-Oxley Act of 2002 by the time that we are required to file our Annual Report on Form 10-K for the year ended December 31, 2006. If we fail to achieve and maintain the adequacy of our internal controls and do not address the deficiencies identified in the letter received by our audit committee, we may not be able to ensure that we can conclude on an ongoing basis that we have effective internal controls over financial reporting in accordance with the Sarbanes-Oxley Act of 2002. Moreover, effective internal controls are necessary for us to produce reliable financial reports and are important to help prevent fraud. As a result, our failure to satisfy the requirements of Section 404 on a timely basis could result in the loss of investor confidence in the reliability of our financial statements, which in turn could harm our business and negatively impact the trading price of our common stock.

FORWARD-LOOKING STATEMENTS

Some statements in this prospectus are “forward-looking statements.” These include, but are not limited to, statements about sales levels, profitability and anticipated expenses and cash outflows. Forward-looking statements can be identified by the use of terminology such as “believe,” “anticipate,” “expect,” “estimate,” “may,” “will,” “should,” “continue,” “plans,” “intends,” “likely” or other similar words or phrases. We caution you that forward-looking statements involve risks and uncertainties that may cause actual results to differ materially from forward-looking statements. These risks and uncertainties include, without limitation, those identified under “Risk Factors” and elsewhere in this prospectus.

INDUSTRY AND MARKET DATA

Industry and market data used throughout this prospectus were obtained through internal company research, surveys and studies conducted by third parties and industry and general publications.

USE OF PROCEEDS

We estimate that the net proceeds to us of this offering, after deducting underwriting discounts and estimated offering expenses, will be \$111.8 million. We intend to use all of the net proceeds to purchase stock of Koppers Inc., which will use such proceeds to redeem up to \$101.7 million aggregate principal amount of its 9^{7/8}% senior secured notes due 2013 at a price of 109^{7/8}% of the principal amount thereof. Accrued and unpaid interest will be paid from cash on hand.

We will not receive any of the proceeds from the shares of common stock sold by the selling shareholders.

CAPITALIZATION

The following table sets forth our cash and capitalization as of September 30, 2005 on an actual basis and as adjusted to give effect to this offering, the use of proceeds therefrom, our declared \$8.3 million dividend to be paid to our existing shareholders five days after the consummation of this offering and an approximately \$3.0 million dividend paid in December 2005. The table below should be read in conjunction with “Use of Proceeds,” “Management’s Discussion and Analysis of Financial Condition and Results of Operations” and our consolidated financial statements and notes included elsewhere in this prospectus.

The table set forth below is based on the number of shares of our common stock outstanding as of September 30, 2005, giving pro forma effect to the 3.9799-for-one split of our common stock that will occur immediately prior to the consummation of this offering.

	As of September 30, 2005	
	Actual	As Adjusted
	(in millions)	
Cash and cash equivalents (1)	\$ 36.5	\$ 20.8
Long-term debt (including current portion):		
Revolving credit facility (2)	\$ 44.5	\$ 34.5
Term loan (3)	10.0	20.0
Other debt (4)	17.9	17.9
Koppers Inc. 9 ⁷ / ₈ % senior secured notes due 2013	320.0	218.3
Koppers Holdings 9 ⁷ / ₈ % senior discount notes due 2014	136.5	136.5
Total debt including current portion	528.9	427.2
Stockholders’ (deficit) (5)	(198.5)	(110.1)
Total capitalization	\$ 330.4	\$ 317.1

- (1) As adjusted reflects cash expenditures of \$8.3 million for a dividend to be paid following the consummation of the offering, \$3.0 million for a dividend paid in December 2005, \$3.0 million for the termination of the Saratoga advisory services contract and \$1.4 million for bond and bank consent fees.
- (2) Our revolving credit facility had a maximum amount available of \$115.0 million, subject to a borrowing base. As of September 30, 2005, we had approximately \$55.2 million of additional availability under our revolving credit facility. As of November 30, 2005, the outstanding balance on our revolving credit facility was \$46.0 million and we had approximately \$53.7 million of additional availability under our revolving credit facility. As adjusted reflects the reduction to the outstanding balance of our revolving credit facility described in footnote (3) below.
- (3) In August 2005, Koppers Inc. amended and restated its senior secured credit facility to, among other things, provide for a revolving credit facility of up to \$115.0 million and for a term loan of \$10.0 million, payable over four years. As adjusted reflects the December 2005 amendment to the senior secured credit facility, which provides for an additional term loan of \$10.0 million, effective upon the completion of this offering, which will initially be reflected as a reduction to the outstanding balance under the revolving credit facility.
- (4) Other debt consists of \$7.1 million of Koppers Europe, \$8.2 million of Koppers Arch Investments Pty Ltd. and \$2.6 million of Koppers China.

[Table of Contents](#)

- (5) Stockholders' (deficit) refers to total assets less total liabilities less minority interest and includes (i) \$10.5 million of capital in excess of par value, (ii) \$(0.6) million for a loan to a director, (iii) \$(198.3) million of retained (deficit), (iv) \$(9.1) million of accumulated other comprehensive loss and (v) \$(1.0) million of treasury stock at cost. As adjusted includes \$111.8 million of net proceeds, \$10.1 million of call premium, \$3.4 million of deferred financing write-offs, an \$8.3 million dividend to be paid following the consummation of the offering, \$3.0 million for a dividend paid in December 2005, \$3.0 million for the termination of the Saratoga advisory services contract, \$1.4 million for bond and bank consent fees and an expected tax benefit of \$5.8 million.

DIVIDEND POLICY

Our board of directors is expected to adopt a dividend policy, effective upon the closing of this offering, which reflects its judgment that our stockholders would be better served if we distributed to them, as quarterly dividends payable at the discretion of our board of directors, a portion of the cash generated by our business in excess of our expected cash needs rather than retaining it or using the cash for other purposes. Our expected cash needs include operating expenses and working capital requirements, interest and principal payments on our indebtedness, capital expenditures, incremental costs associated with being a public company, taxes and certain other costs. On an annual basis we expect to pay dividends with cash flow from operations, but, due to seasonal or other temporary fluctuations in cash flow, we may from time to time use temporary short-term borrowings to pay quarterly dividends.

In accordance with our dividend policy, we currently intend to pay a portion of our initial quarterly dividend of \$0.17 per share on or about April 17, 2006, which will be pro rated at the time of payment based upon the timing of the closing of the offering, and to continue to pay quarterly dividends at an annual rate of \$0.68 per share for the first full year following such date. Based on an assumed closing of February 6, 2006, the initial quarterly dividend will be \$0.10.

We are not required to pay dividends, and our shareholders will not be guaranteed, or have contractual or other rights, to receive dividends. Our board of directors may decide, in its discretion, at any time, to decrease the amount of dividends, otherwise modify or repeal the dividend policy or discontinue entirely the payment of dividends.

Our ability to pay dividends will be restricted by current and future agreements governing our debt, including Koppers Inc.'s credit agreement, the indentures governing our senior discount notes and Koppers Inc.'s senior secured notes and by Pennsylvania law.

Since we are a holding company, substantially all of the assets shown on our consolidated balance sheet are held by our subsidiaries. Accordingly, our earnings and cash flow and our ability to pay dividends are largely dependent upon the earnings and cash flows of our subsidiaries and the distribution or other payment of such earnings to us in the form of dividends. Koppers Inc., our only direct subsidiary, is a party to a credit agreement that restricts its ability to pay dividends to Koppers Holdings Inc.

Koppers Inc.'s credit agreement prohibits it from making dividend payments to us unless (1) such dividend payments are permitted by the indenture governing Koppers Inc.'s senior secured notes, (2) no event of default or potential default has occurred or is continuing under the credit agreement and (3) Koppers Inc. has at least \$15 million of undrawn availability under the credit agreement. See "Description of Indebtedness—Senior Secured Credit Facility of Koppers Inc."

The indentures restrict our ability to pay dividends. Our ability to pay dividends and to make other restricted payments, such as repurchasing of any of our capital stock, repurchasing, redeeming or defeasing any of our obligations that are subordinate to the senior secured notes and the senior discount notes or making any investment (subject to certain exceptions), is governed by a formula based on 50% of our consolidated net income. In addition, as a condition to making such payments based on such formula, we must have an EBITDA (as defined in the indentures) to consolidated interest expense ratio of at least 2.0 to 1. Notwithstanding such restrictions, the indenture governing Koppers Inc.'s senior secured notes permits an aggregate of \$7.5 million, and the indenture governing our senior discount notes permits an aggregate of \$12.5 million, of such payments to be made whether or not there is availability under the formula or conditions to its use are met, *provided* that at the time of such payment, no default shall have occurred and be continuing under that indenture. As of September 30, 2005, after giving pro forma effect to this offering, the use of proceeds therefrom, a declared \$8.3 million in dividends to be paid to our existing shareholders five days after consummation of this offering and an approximately \$3.0 million dividend paid in December 2005, we would have had \$117.1 million of capacity

[Table of Contents](#)

pursuant to the general formula for the restricted payments covenant under the senior discount notes indenture, which we refer to as the buildup amount, and \$120.0 million capacity pursuant to the buildup amount under the senior secured notes indenture. The buildup amount will increase or decrease depending upon, among other things, our cumulative consolidated net income, the net proceeds of the sale of capital stock and the amount of restricted payments we may make from time to time, including, among other things, the payment of cash dividends. In addition, after November 15, 2009, we will be required to pay cash interest on our senior discount notes, which will decrease our cash available to pay dividends. See “Description of Indebtedness—9⁷/₈ Senior Secured Notes due 2013 of Koppers Inc.” and “9⁷/₈ Senior Discount Notes due 2014 of Koppers Holdings.”

Our ability to pay dividends is also restricted by Pennsylvania law. Under Pennsylvania law, a corporation has the power, subject to restrictions in its bylaws, to pay dividends or make other distributions to its shareholders unless, after giving effect thereto, (1) the corporation would not be able to pay its debts as they become due in the usual course of business or (2) the corporation’s assets would be less than the sum of its total liabilities plus (unless otherwise provided in its articles) the amount that would be needed upon the dissolution of the corporation to satisfy the preferential rights, if any, of the shareholders having superior preferential rights to the shareholders receiving the distribution. In determining whether a particular level of dividends is permitted under Pennsylvania law, the board of directors may base its conclusion on one or more of the following: the book values of the assets and liabilities of the company as reflected on its books and records; a valuation that takes into consideration unrealized appreciation, depreciation or other changes in value of the assets and liabilities of the company; the current value of the assets and liabilities of the company either valued separately or valued in segments or as an entirety as a going concern; or any other method that is reasonable in the circumstances. Our board of directors is expected to make a determination that, in its business judgment, based on, among other things, its assessment of the value of the Company as a going concern, the projected dividends described in the second paragraph above are permissible under Pennsylvania law. Our bylaws and articles contain no restrictions regarding dividends.

Historically, we have used a combination of earnings and borrowings to fund dividends. More recently, beginning in October 2003, we primarily used borrowings to fund dividends, which resulted in our current negative net worth. Dividends declared and paid since October 2003 were as follows: \$45.0 million in October 2003; \$25.0 million in December 2003; \$8.5 million in July 2004; \$95.0 million in November 2004; \$35.0 million in July 2005; and \$3.0 million in December 2005. We have declared an additional dividend totaling \$8.3 million to our existing shareholders to be paid five days after the consummation of this offering. Dividend amounts paid over the last few years are not representative of dividend payments going forward. None of these dividends were paid pursuant to any agreement.

DILUTION

If you purchase shares of our common stock, you will experience immediate and substantial dilution. Dilution is the amount by which the offering price paid by the purchasers of the common stock to be sold in this offering will exceed the net tangible book (deficit) per share of common stock after the offering. The net tangible book (deficit) per share presented below is equal to the net tangible book (deficit) at September 30, 2005 adjusted for \$11.3 million of dividends paid subsequent to September 30, 2005, divided by the number of shares of our common stock outstanding as of September 30, 2005. After giving effect to this offering and the application of the net proceeds in the manner described under “Use of Proceeds”, our net tangible book (deficit) as of September 30, 2005 would have been \$(166.4) million, or \$(7.90) per share of common stock. This represents an immediate decrease in net tangible book (deficit) of \$13.92 per share to the existing shareholders and an immediate dilution in net tangible book (deficit) of \$21.90 per share to new investors.

The following table illustrates this dilution on a per share basis:

Initial public offering price per share		\$ 14.00
Net tangible book (deficit) per share before the offering at September 30, 2005	(21.82)	
Decrease in net tangible book (deficit) per share attributable to the offering	13.92	
Pro forma as adjusted net tangible book (deficit) per share after the offering		(7.90)
Dilution per share to new investors		\$21.90

The following table summarizes, on the same pro forma as adjusted basis as of December 31, 2005, in the last five years, the total number of shares of common stock purchased from us and the selling shareholders, the total consideration paid and the average price per share paid by the existing shareholders and by new investors purchasing shares in this offering:

	Shares Purchased		Total Consideration (1)		Average Price Per Share
	Number	Percent	Amount	Percent	
Existing shareholders	2,190,672	18.0%	\$ 7,958,584	5.4%	\$ 3.63
New investors	10,000,000	82.0	140,000,000	94.6	14.00
Total	12,190,672	100.0%	\$147,958,584	100.0%	

(1) Gives effect to shares acquired in the last five years, including as a result of exercises of options granted prior to the last five years. The purchase price was determined based on the consideration paid in cash by the selling shareholders. The purchase price was not reduced by the amount of dividends received.

The tables and calculations above give effect to the 3.9799-for-one stock split that took effect on January 11, 2006. The tables above give effect to 322,372 restricted shares that have been granted but have not vested but do not give effect to 2,089,448 shares reserved to be issued under the 2005 Long-Term Incentive Plan that was adopted on December 7, 2005. See “Principal and Selling Shareholders.”

SELECTED HISTORICAL CONSOLIDATED FINANCIAL DATA

The following table contains our selected historical consolidated financial data for the five years ended December 31, 2004 and as of and for the nine months ended September 30, 2005 and 2004. The selected historical consolidated financial data for each of the five years ended December 31, 2004, 2003, 2002, 2001 and 2000 have been derived from our audited consolidated financial statements. The selected historical consolidated financial data as of and for the nine months ended September 30, 2005 and 2004 have been derived from our unaudited consolidated financial statements, which were prepared on the same basis as our audited consolidated financial statements and, in our opinion, reflect all adjustments, consisting only of normal recurring adjustments, necessary to fairly present our results of operations and financial condition for such periods. The selected historical consolidated financial data for the twelve months ended September 30, 2005 have been derived by adding our historical consolidated financial data for the year ended December 31, 2004 to our unaudited consolidated financial data for the nine months ended September 30, 2005 and subtracting our unaudited consolidated financial data for the nine months ended September 30, 2004. This is only a summary and should be read in conjunction with our historical consolidated financial statements and "Management's Discussion and Analysis of Financial Condition and Results of Operations" included elsewhere in this prospectus.

	Year ended December 31,					Nine months ended September 30,		Twelve months ended September 30, 2005
	2000	2001	2002	2003	2004	2004	2005	
(unaudited)								
(in millions, except for per share data)								
Statement of Operations Data:								
Net sales	\$770.6	\$753.7	\$776.5	\$ 842.9	\$ 952.5	\$720.7	\$767.9	\$ 999.7
Operating expenses:								
Cost of sales	645.9	631.4	659.5	726.0	798.4	604.0	636.0	830.4
Depreciation and amortization (1)	30.0	30.4	28.7	33.7	32.9	24.3	24.6	33.2
Selling, general and administrative	45.4	46.3	44.0	55.6	56.8	41.7	49.4	64.5
Restructuring and impairment charges (2)	—	3.3	—	8.5	—	—	—	—
Total operating expenses	721.3	711.4	732.2	823.8	888.1	670.0	710.0	928.1
Operating profit	49.3	42.3	44.3	19.1	64.4	50.7	57.9	71.6
Equity in earnings (losses) of affiliates (3)	2.2	0.3	—	(0.1)	0.3	0.1	0.3	0.5
Other income (4)	8.6	8.2	9.8	0.1	0.1	—	0.4	0.5
Interest expense	28.0	24.5	22.9	37.7	38.5	26.6	38.2	50.1
Income (loss) before income tax provision (benefit) and minority interest	32.1	26.3	31.2	(18.6)	26.3	24.2	20.4	22.5
Income tax provision (benefit)	16.6	12.1	13.8	(1.3)	13.3	13.2	9.5	9.6
Minority interest	0.8	0.9	0.9	1.7	3.4	2.8	1.5	2.1
Net income (loss) before cumulative effect of accounting change	14.7	13.3	16.5	(19.0)	9.6	8.2	9.4	10.8
Cumulative effect of change in accounting principle (5)	—	—	—	(18.1)	—	—	—	—
Net income (loss)	\$ 14.7	\$ 13.3	\$ 16.5	\$ (37.1)	\$ 9.6	\$ 8.2	\$ 9.4	\$ 10.8
Net income (loss) to common stockholders	\$ 5.5	\$ 4.2	\$ 5.5	\$ (90.8)	\$ (67.9)	\$ 1.6	\$ (17.3)	\$ (86.8)
Earnings (Loss) Per Share Data (6)								
Basic	\$ 1.01	\$ 0.79	\$ 1.20	\$(25.94)	\$(23.15)	\$ 0.55	\$ (5.99)	\$ (29.69)
Diluted	\$ 0.96	\$ 0.79	\$ 1.19	\$(25.94)	\$(23.15)	\$ 0.55	\$ (5.99)	\$ (29.69)
Weighted average common shares outstanding (in millions):								
Basic	5.5	5.3	4.6	3.5	2.9	2.9	2.9	2.9
Diluted	15.2	5.3	13.9	3.5	2.9	2.9	2.9	2.9
Other Data:								
Operating cash flows	\$ 36.7	\$ 59.5	\$ 46.0	\$ 12.4	\$ 18.5	\$ 13.8	\$ 42.9	\$ 47.6
Investing cash flows	(29.6)	(18.3)	(18.3)	(18.5)	(20.4)	(12.1)	(18.6)	(26.9)
Financing cash flows	(17.2)	(41.6)	(24.6)	5.0	33.6	(2.4)	(28.8)	7.2
Cash interest	26.6	25.0	22.3	20.3	32.8	17.1	20.3	36.0
Cash taxes	9.4	8.6	7.0	8.9	10.1	7.2	5.8	8.7
EBITDA (7)	89.3	80.3	81.9	51.1	94.3	72.3	81.7	103.7
Unusual items (increasing) decreasing EBITDA (8)	(5.4)	(1.9)	(9.4)	17.2	—	—	3.1	3.1
Capital expenditures	14.8	14.6	19.7	19.3	21.2	12.8	13.6	22.0
Acquisitions (9)	15.3	6.4	—	—	—	—	5.8	5.8
Cash dividends declared per common share (10)	\$ —	\$ 1.01	\$ 0.72	\$ 5.89	\$ 8.51	\$ 0.72	\$ 2.93	\$ 10.72
Cash dividends declared per preferred share	\$ —	\$ 4.00	\$ 2.85	\$ 23.46	\$ 33.85	\$ 2.86	\$ 11.68	\$ 42.67

Table of Contents

	Actual	As Adjusted
	As of September 30, 2005	
	(unaudited) (in millions)	
Balance Sheet Data:		
Cash and cash equivalents	\$ 36.5	\$ 20.8
Working capital	120.2	120.3
Total assets	570.0	550.9
Total debt	528.9	427.2
Total stockholders' (deficit) (11)	(198.5)	(110.1)

- (1) The 2002, 2003, 2004 and 2005 amounts do not include goodwill amortization as a result of the adoption of SFAS No. 142, *Goodwill and Other Intangible Assets*. Goodwill amortization amounted to \$1.3 million and \$1.5 million for 2000 and 2001, respectively. See "Management's Discussion and Analysis of Financial Condition and Results of Operations."
- (2) Represents the 2003 charges related to (i) the curtailment of production at our carbon materials facility in Woodward, Alabama; (ii) the impairment of our carbon materials port facility in Portland, Oregon as the result of negotiations with a significant customer; (iii) the impairment of certain storage tanks which have been permanently idled; and (iv) the closure of our wood treating facility in Logansport, Louisiana. The 2001 charges were related to the closure of our facility in Feather River, California.
- (3) January 1, 2004 we changed our method of accounting for Koppers China from the equity method to consolidation due to our resumption of operating control. See "Management's Discussion and Analysis of Financial Condition and Results of Operations."
- (4) Other income consists primarily of proceeds from the monetization of tax credits relating to coke production and sales at our facility in Monessen, Pennsylvania. In December 1999, we entered into an agreement with a third party to transfer substantially all of the energy tax credits from our facility in Monessen, Pennsylvania for cash. In 2000, 2001, 2002 and 2003, we earned \$8.6 million, \$8.2 million, \$9.8 million and \$0.1 million, respectively, for the transfer of tax credits. These tax credits expired on December 31, 2002; the 2003 amount is a retroactive inflation adjustment. Other income for 2005 consists of interest income.
- (5) Effective January 1, 2003, we changed our method of accounting for asset retirement obligations in accordance with FASB Statement No. 143, *Accounting for Asset Retirement Obligations*. Previously, we had not been recognizing amounts related to asset retirement obligations. Under the new accounting method, we now recognize asset retirement obligations in the period in which they are incurred if a reasonable estimate of a fair value can be made. The associated asset retirement costs are capitalized as part of the carrying amount of the long-lived asset.
- (6) Earnings per share are calculated in accordance with Emerging Issues Task Force No. 03-6, *Participating Securities and the Two-Class Method under FASB Statement No. 128*, after giving effect to the 3.9799-for-one stock split.
- (7) EBITDA is defined as net income (loss) before interest expense, income taxes, depreciation and amortization and cumulative effect of change in accounting principle. EBITDA is not a presentation made in accordance with generally accepted accounting principles, or GAAP, is not a measure of financial condition or profitability and should not be considered as an alternative to, or more meaningful than, amounts determined in accordance with GAAP, including net income (loss) as an indicator of operating performance or net cash from operating activities as an indicator of liquidity. However, we believe that EBITDA is useful to an investor in evaluating our operating performance because:
 - EBITDA is widely used by securities analysts and investors to measure a company's operating performance without regard to items such as interest and debt expense, income tax expense and depreciation and amortization, which can vary substantially from company to company depending upon accounting methods and book value of assets, capital structure and the method by which assets were acquired;
 - EBITDA helps investors to more meaningfully evaluate and compare the results of our operations from period to period by removing the impact of our capital structure, our asset base and the cumulative effect of change in accounting principle; and

Table of Contents

- EBITDA is used by our management for various purposes, including as a measure of operating performance to assist in comparing performance from period to period on a consistent basis, in presentations to our board of directors concerning our financial performance and as a basis for strategic planning and forecasting.

EBITDA has limitations as an analytical tool, and you should not consider it in isolation or as a substitute for analyzing our results as reported under GAAP. Some of these limitations are:

- EBITDA does not reflect historical cash expenditures or future requirements for capital expenditures or contractual commitments;
- EBITDA does not reflect changes in, or cash requirements for, our working capital needs;
- Although depreciation and amortization are non-cash charges, the assets being depreciated will often have to be replaced in the future, and EBITDA does not reflect any cash requirements for such replacements;
- EBITDA is not calculated identically by all companies; therefore, our presentation of EBITDA may not be comparable to similarly titled measures of other companies; and
- EBITDA does not consider certain cash requirements, such as interest payments, tax payments and debt service requirements, that are required to be paid in cash and that are material to us given that we are highly leveraged and are taxed by the jurisdictions in which we operate.

Set forth below is a reconciliation of our net income (loss) to EBITDA:

	Year ended December 31,					Nine months ended September 30,		Twelve months ended September 30,
	2000	2001	2002	2003	2004	2004	2005	2005
	(in millions)							
Net income (loss)	\$14.7	\$13.3	\$16.5	\$(37.1)	\$ 9.6	\$ 8.2	\$ 9.4	\$ 10.8
Interest expense	28.0	24.5	22.9	37.7	38.5	26.6	38.2	50.1
Depreciation and amortization	30.0	30.4	28.7	33.7	32.9	24.3	24.6	33.2
Income tax provision (benefit)	16.6	12.1	13.8	(1.3)	13.3	13.2	9.5	9.6
Cumulative effect of accounting change, net of income taxes	—	—	—	18.1	—	—	—	—
EBITDA	\$89.3	\$80.3	\$81.9	\$ 51.1	\$94.3	\$72.3	\$81.7	\$ 103.7

- (8) Our net income (loss) was affected by the following unusual items:

	Year ended December 31,					Nine months ended September 30,		Twelve months ended September 30,
	2000	2001	2002	2003	2004	2004	2005	2005
	(in millions)							
Selling, general and administrative expenses (a)	\$ 3.2	\$ 3.0	\$ 0.4	\$ 2.5	\$ —	\$ —	\$ —	\$ —
Cost of sales (b)	—	—	—	6.3	—	—	3.1	3.1
Restructuring and Impairment Charges and related charges (c)	—	3.3	—	8.5	—	—	—	—
Other (income) (d)	(8.6)	(8.2)	(9.8)	(0.1)	—	—	—	—
Unusual items (increasing) decreasing EBITDA	\$ (5.4)	\$ (1.9)	\$ (9.4)	\$17.2	\$ —	\$ —	\$ 3.1	\$ 3.1

- (a) Selling, general and administrative expenses included \$3.2 million, \$2.1 million and \$1.4 million of non-cash bad debt write-offs for customers for 2000, 2001 and 2003 respectively. Additionally, selling, general and administrative expenses include \$0.9 million, \$0.4 million and \$1.1 million of cash severance charges for 2001, 2002 and 2003 respectively.

Table of Contents

- (b) Cost of sales for 2003 included \$6.1 million of cash asset retirement obligation charges related to plant closures and impairments, and \$0.2 million of cash severance charges. For 2005, cost of sales includes \$2.6 million for expected cash penalties related to the New Zealand anti-trust investigation, \$0.3 million of non-cash impairment charges and \$0.2 of cash severance charges related to the Company's wood treating facility in Montgomery, Alabama.
 - (c) Restructuring and impairment charges for 2001 of \$3.3 million (all of which were cash charges) are related to the closure of our facility in Feather River, California. Restructuring and impairment charges for 2003 included fourth quarter charges of \$3.1 million for the ceasing of production at our carbon materials facility in Woodward, Alabama, \$3.1 million for the impairment of assets at the Company's carbon materials port operation in Portland, Oregon, and \$1.0 million for the impairment of certain carbon materials storage tanks which were permanently idled. Additionally, \$1.3 million of restructuring costs were incurred for the closure of our wood treating facility in Logansport, Louisiana in the third quarter of 2003. Of the \$8.5 million of restructuring and impairment charges in 2003, \$0.7 million were cash charges consisting primarily of severance charges.
 - (d) Other income includes cash proceeds from the monetization of Section 29 tax credits of \$8.6 million, \$8.2 million, \$9.8 million and \$0.1 million for 2000, 2001, 2002 and 2003, respectively.
- (9) Acquisitions include the purchase of the remaining 50% of our equity ownership in the European operations of Tarconord A/S, now known as Koppers Europe ApS, in May 2000 and the acquisition of the business and assets of Lambson Speciality Chemicals Limited, a subsidiary of Lambson Group Limited, in April 2005.
 - (10) Cash dividends declared per common share gives effect to the conversion of our outstanding senior convertible preferred stock into common stock and the 3.9799-for-one stock split.
 - (11) Total stockholders' (deficit) refers to total assets less total liabilities less minority interest.

MANAGEMENT'S DISCUSSION AND ANALYSIS OF FINANCIAL CONDITION AND RESULTS OF OPERATIONS

We are a leading integrated global provider of carbon compounds and commercial wood treatment products. Our products are used in a variety of niche applications in a diverse range of end-markets, including the aluminum, railroad, specialty chemical, utility, rubber and steel industries. We provide products which represent only a small portion of our customers' costs but are essential inputs into the products they produce and the services they provide. In the aggregate, we believe that we maintain the number one market position by volume in a majority of our principal product lines in North America, Australia and Europe. Approximately 56% of our net sales for 2004 were generated from products in which we have the number one market share position by volume in those three geographic regions. We serve our customers through a comprehensive global manufacturing and distribution network, including 35 manufacturing facilities located in North America, Australasia, China, Europe and South Africa. We conduct business in 73 countries with over 2,600 customers, many of which are leading companies in their respective industries, including Alcoa Inc., CSX Transportation, Inc., Union Pacific Railroad Company, Norfolk Southern Corporation and Burlington Northern Santa Fe Railway. We believe that our customers place significant value on our industry-leading "Koppers" brand, which for more than 70 years has maintained a reputation for quality, reliability and customer service. We maintain long-standing relationships with many of our customers and have conducted business with our top ten customers for an average of 16 years. For the twelve months ended September 30, 2005, we generated net sales of \$999.7 million and EBITDA of \$103.7 million.

We operate two principal businesses, Carbon Materials & Chemicals and Railroad & Utility Products. Through our Carbon Materials & Chemicals business (58% of 2004 net sales), we believe we are the largest distiller of coal tar in North America, Australia, the United Kingdom and Scandinavia. We process coal tar into a variety of products, including carbon pitch, creosote and phthalic anhydride, which are critical intermediate materials in the production of aluminum, the pressure treatment of wood and the production of plasticizers and specialty chemicals, respectively. Through our Railroad & Utility Products business (42% of 2004 net sales), we are the largest North American supplier of railroad crossties. Our other commercial wood treatment products include the provision of utility poles to the electric and telephone utility industries.

Trend Overview. Our businesses and results of operations are impacted by various competitive and other factors including (i) raw materials pricing and availability, in particular the amount and quality of coal tar available in global markets, which could be negatively impacted by the relative increase in the value of coal tar as a fuel source as a result of higher fuel prices; (ii) global restructuring in the Carbon Materials & Chemicals business, including the curtailment of aluminum production in the Northwestern U.S. in part as a result of historically high energy prices; (iii) competitive conditions in global carbon pitch markets, particularly the United States and European carbon pitch markets; and (iv) low margins in the utility pole business.

Raw materials pricing has escalated over the past several years, including our primary feedstocks, coal tar and lumber. Many of our sales contracts include provisions which allow for price increases based on increases in the price of raw materials, which has allowed us to generally maintain profit margins in our core businesses. We believe that the global restructuring of the Carbon Materials & Chemicals business has stabilized with respect to the North American and European markets, and that future expansion of the aluminum (and carbon pitch) markets will be primarily in Asian and Middle Eastern countries. We intend to expand into these markets to the extent that the economics justify such expansion. Utility pole markets are expected to continue to remain competitive with resulting low margins; we will continue to review under-performing assets and rationalize capacity as necessary to remain competitive in this market and to reduce market share if warranted. Net sales over the past several years have been significantly impacted by favorable exchange rates; in the event this trend reverses, net sales could decline significantly if volumes do not increase.

Prior to 2004, our gross margins, operating margins, net income and operating cash flows deteriorated. This deterioration resulted primarily from changes in the U.S. economy that have negatively affected our business,

[Table of Contents](#)

including (i) reduced consumption resulting in excess capacity in the U.S. carbon materials and chemicals businesses, due in part to the idling of aluminum smelters in the Northwestern U.S. as a result of higher energy costs; (ii) an increase in imports of furnace coke resulting in reduced pricing and profitability for our coke business; and (iii) highly competitive conditions in the utility pole business partly as the result of deregulation, resulting in reduced margins for us.

Although there can be no assurances, we believe some of these trends began to reverse during 2004 and will continue to do so in the future due to certain factors we believe have enhanced our profitability, including (i) the rationalization of capacity in our U.S. carbon materials facilities, which has resulted in lower operating costs; (ii) the resumption of operating control of our Chinese joint venture as of January 1, 2004; (iii) a contract with Mittal Steel Company, N.V. (formerly International Steel Group) in 2004 for 100% of our coke production for a three-year term, resulting in substantially higher pricing for furnace coke in 2004 and 2005, which has resulted in increased profitability in our coke business; (iv) the exit from the wood treating business of our largest competitor in the railroad crosstie business, which has resulted in increased volumes of railroad crossties for us in 2004 and 2005 and has provided us with higher profits; and (v) increases in pricing for phthalic anhydride in the U.S.

Results of Operations

The following table sets forth certain sales and operating data, net of all intersegment transactions, for our businesses for the periods indicated:

	Year ended December 31,			Nine months ended September 30,	
	2002	2003	2004	2004	2005
Net sales (in millions):					
Carbon Materials & Chemicals	\$438.4	\$484.1	\$553.4	\$ 418.4	\$ 463.4
Railroad & Utility Products	338.1	358.8	399.1	302.3	304.5
Total	\$776.5	\$842.9	\$952.5	\$ 720.7	\$ 767.9
Segment sales as percentage of total net sales:					
Carbon Materials & Chemicals	56.5%	57.4%	58.1%	58.1%	60.3%
Railroad & Utility Products	43.5%	42.6%	41.9%	41.9%	39.7%
Total	100.0%	100.0%	100.0%	100.0%	100.0%
Gross margin by segment (after depreciation and amortization):					
Carbon Materials & Chemicals	13.4%	10.9%	15.1%	15.2%	15.5%
Railroad & Utility Products	9.2%	8.9%	9.3%	9.6%	11.6%
Total	11.4%	9.8%	12.7%	12.8%	14.0%
Operating margin by segment:					
Carbon Materials & Chemicals	6.7%	1.6%	8.1%	8.4%	8.2%
Railroad & Utility Products	5.0%	3.6%	4.9%	5.1%	6.5%
Total	5.7%	2.3%	6.8%	7.0%	7.5%

Comparison of Results of Operations for the Nine Months Ended September 30, 2005 and 2004.

Net Sales. Net sales for the nine months ended September 30, 2005 were higher than 2004 due primarily to higher sales for Carbon Materials & Chemicals. Net sales for Carbon Materials & Chemicals increased as pricing increases for phthalic anhydride of \$12.9 million, or 28%, furnace coke of \$10.0 million, or 29%, and carbon black feedstock of \$4.4 million, or 26%, were partially offset by volume reductions for phthalic anhydride of

[Table of Contents](#)

\$4.5 million, or 8%, and pricing reductions for naphthalene of \$4.7 million, or 21%. The price increases for furnace coke and carbon black feedstock were due primarily to higher raw material costs. The price increase for phthalic anhydride was due primarily to higher costs for orthoxylene, which is a petroleum based feedstock used by all domestic competitors, but which is supplemented in our domestic operations by the use of internally produced naphthalene. The impact of foreign exchange rates increased sales by \$6.6 million, and sales from the Lambson's acquisition amounted to \$7.8 million. Net sales for Railroad & Utility Products increased compared to the prior year due primarily to a \$3.8 million or 6% increase in prices for railroad crossties and a \$3.3 million, or 9% increase in volumes for crosstie treating services, which more than offset a \$5.6 million or 12% reduction in volumes for utility poles. The increase in prices for railroad crossties was due to rising raw material prices as a result of higher demand for housing lumber, and the reduction in volumes for utility poles is the result of targeting higher margin business.

Gross Margin after Depreciation and Amortization. Gross profit after depreciation and amortization increased to \$107.3 million from \$92.4 million in the prior year. As a percent of net sales, gross profit after depreciation and amortization increased in total as both business segments reported higher margins. Gross profit after depreciation and amortization for Carbon Materials & Chemicals increased to \$71.8 million from \$63.4 million in the prior year. Gross margin for Carbon Materials & Chemicals increased due to the increase in pricing for phthalic anhydride and increases in pricing and volumes for carbon black feedstock, plus \$1.1 million of additional profit realized as a result of insurance reserve reversals in the U.S. which resulted from favorable loss trends in our most recent actuarial valuation. Margins were negatively impacted as the result of \$2.6 million of charges related to the anti-trust investigation in New Zealand, \$1.3 million of additional ship drydocking and related expenses in Australia and \$0.7 million of additional environmental reserves for clean up costs associated with contamination in Australia. Gross profit after depreciation and amortization for Railroad & Utility Products increased to \$35.3 million from \$29.0 million in the prior year. Gross margin for Railroad & Utility Products increased due to \$1.7 million of insurance reserve reversals in the U.S. which resulted from favorable loss trends in our most recent actuarial valuation, along with a reduction in the ratio of low margin untreated crossties to higher margin crosstie treating services due to weather-related difficulties in procuring raw materials. Gross margin was negatively impacted by \$0.8 million of impairment, accelerated depreciation and severance charges related to the closure of the Montgomery facility.

Depreciation and Amortization. Depreciation and amortization for 2005 increased compared to the prior year as \$0.3 million of accelerated depreciation related to the closure of the Montgomery facility and \$0.9 million of depreciation and amortization for the Lambson's acquisition more than offset the effect of certain assets becoming fully depreciated during 2004.

Selling, General and Administrative Expense. Selling, general and administrative expense as a percent of net sales increased due to \$5.1 million of increased legal expenses in Australasian and U.S. operations, primarily as a result of the New Zealand anti-trust investigation and the Grenada toxic tort litigation. See "Legal Matters."

Interest Expense. Interest expense increased due to higher average debt levels as a result of the issuance of the Senior Discount Notes in November 2004.

Income Taxes. Our effective income tax rate for the nine months ended September 30, 2005 decreased due primarily to the effect of the composition of earnings among U.S. and foreign operations (as a result of the earnings of U.S. operations increasing relative to foreign earnings) which was partially offset by the effect of higher interest expense and the non-deductibility of the NZCC penalty (see note 8 to "Unaudited Condensed Consolidated Financial Statements"). The permanent unfavorable tax impact of the penalty for the nine months ended September 30, 2005 was \$1.2 million.

Net Income. Net income for 2005 compared to the same period last year increased due primarily to an increase in pricing for phthalic anhydride, an increase in volumes for crosstie treating services, and \$2.8 million of additional profit realized as a result of insurance reserve reversals in the U.S. which resulted from favorable

[Table of Contents](#)

loss trends, and a lower effective tax rate. These increases were partially offset by \$11.6 million of additional interest expense, \$2.6 million of charges related to the anti-trust investigation in New Zealand, \$5.1 million of additional legal expenses due primarily to the New Zealand investigation and the Grenada litigation, \$1.3 million of additional ship drydocking and related expenses in Australia and \$0.7 million of additional environmental reserves for clean up costs associated with contamination in Australia.

Comparison of Results of Operations for the Years Ended December 31, 2004 and 2003.

Net Sales. Net sales for the year ended December 31, 2004 were higher than 2003 as both business segments reported sales increases. Net sales for Carbon Materials & Chemicals increased due in part to approximately \$27.4 million in sales from Australian and European operations as a result of the strength of these foreign currencies relative to the dollar. Also, the consolidation of Koppers China as of January 1, 2004 resulted in incremental sales of \$25.5 million compared to the prior year. Additionally, sales pricing for phthalic anhydride and furnace coke increased by \$15.3 million and \$9.7 million, or 27% and 25%, respectively. These increases were partially offset by reductions in volumes and prices for carbon pitch amounting to \$4.4 million and \$2.1 million, respectively. The increase in prices for phthalic anhydride is due to the fact that the primary feedstock is a petroleum derivative which reflects higher oil prices. The increase in prices for furnace coke is related to a reduction in Asian imports as a result of higher demand for steel in Asian markets due to economic expansions in China and other Asian nations. Net sales for Railroad & Utility Products increased compared to the prior year due primarily to increases of \$6.3 million and \$8.2 million, or 3% and 7%, in volumes and prices, respectively, for railroad crossties. In addition, other products and services including utility poles resulted in volume increases amounting to \$8.5 million. Ancillary crosstie products and services revenues also increased by approximately \$12.5 million in conjunction with the increased crosstie volumes. The increase in volumes for railroad crossties was due in part to the exit from the wood treating business of our largest competitor.

Gross Margin After Depreciation and Amortization. As a percentage of net sales, gross profit after depreciation and amortization increased for both Carbon Materials & Chemicals and Railroad & Utility Products. Gross profit after depreciation and amortization for Carbon Materials & Chemicals increased to \$83.3 million from \$51.9 million in the prior year. Gross margin for Carbon Materials & Chemicals increased due to \$4.7 million of charges for asset retirement obligations in 2003 due to restructuring, coupled with \$1.7 million of gains on settlements of asset retirement obligations during 2004. Gross margin for Carbon Materials & Chemicals also increased due to the increases in pricing for phthalic anhydride and furnace coke noted above, lower costs due to restructuring initiatives and higher margins as the result of the consolidation of Koppers China. These increases more than offset a \$0.5 million charge for the settlement of a contract dispute with a customer. Gross profit after depreciation and amortization for Railroad & Utility Products increased to \$37.1 million from \$32.0 million in the prior year. Gross margin for Railroad & Utility Products increased due primarily to higher volumes for railroad crossties.

Depreciation and Amortization. Depreciation and amortization for 2004 decreased compared to the prior year due primarily to restructuring activities in 2003 which reduced depreciation expense that would have been incurred on impaired assets by approximately \$1.2 million in 2004.

Selling, General and Administrative Expense. Selling, general and administrative expense as a percentage of net sales decreased primarily as a result of higher sales in the current year, plus \$1.4 million of bad debt write-offs and \$1.1 million of severance charges in the prior year, which offset an increase of \$3.0 million as a result of foreign exchange rates and an increase of \$2.6 million of management incentive and restricted stock compensation expense in the current year.

Restructuring and Impairment Charges. During the fourth quarter of 2003 we determined that capacity rationalization was required in our U.S. Carbon Materials & Chemicals business to increase competitiveness.

[Table of Contents](#)

Accordingly, in December 2003 we ceased production at our carbon materials facility in Woodward, Alabama, resulting in a restructuring charge to fourth quarter pre-tax income of \$3.1 million. Additionally, during the fourth quarter of 2003 we concluded that our carbon materials port operation in Portland, Oregon was an impaired facility based on its current and long-term economic prospects. The impairment charge for this facility resulted in a charge to fourth quarter pre-tax income of \$3.1 million. We also incurred a \$1.0 million charge for the impairment of certain storage tanks which were permanently idled due to reduced demand for carbon materials products in U.S. markets. In September 2003, we closed our Logansport, Louisiana wood treating plant due to deteriorating local market conditions. The closure resulted in a \$1.3 million restructuring charge in the third quarter. We believe the U.S. market for wood treated utility poles suffers from overcapacity, and will continue to evaluate future productivity and cost reduction initiatives in this and all of our other businesses.

Interest Expense. Interest expense increased due to higher debt levels in 2004 which more than offset \$14.2 million of additional interest expense in 2003 due to the refinancing of our debt. The additional interest expense in 2003 from the refinancing included a call premium, the write-off of deferred financing costs, and additional interest for the period between the receipt of proceeds from Koppers Inc.'s \$320 million 9⁷/₈% senior secured notes due 2013, or the Senior Secured Notes, and the redemption of the \$175 million 9⁷/₈% senior subordinated notes due 2007.

Income Taxes. Our effective income tax rate for the year ended December 31, 2004 increased due primarily to the composition of earnings among U.S. and foreign operations.

Cumulative Effect of Accounting Change. Effective January 1, 2003, we changed our method of accounting for asset retirement obligations in accordance with SFAS No. 143, *Accounting for Asset Retirement Obligations*. Previously, we had not been recognizing amounts related to asset retirement obligations. Under the new accounting method, Koppers Inc. now recognizes asset retirement obligations in the period in which they are incurred if a reasonable estimate of fair value can be made. The associated asset retirement costs are capitalized as part of the carrying amount of the long-lived asset. The cumulative effect of the change on prior years resulted in a charge to income of \$18.1 million, net of income taxes of \$11.7 million.

Net Income. Net income for 2004 compared to the same period last year increased due primarily to the January 1, 2003 adoption of SFAS No. 143, *Accounting for Asset Retirement Obligations*, which resulted in a cumulative effect adjustment for 2003. Additionally, net income before the cumulative effect of accounting change was higher in 2004 due to higher volumes and pricing of certain products, \$2.7 million of net income from the consolidation of China which included improved operating results and \$1.7 million of net income as a result of higher exchange rates, while net income in 2003 was adversely affected due to certain restructuring, impairment and related charges.

Comparison of Results of Operations for the Years Ended December 31, 2003 and 2002.

Net Sales. Net sales for the year ended December 31, 2003 were higher than 2002 as both business segments reported sales increases. Net sales for Carbon Materials & Chemicals increased due primarily to approximately \$36.4 million in sales from Australian and European operations as a result of the strength of these foreign currencies relative to the dollar. Additionally, sales volumes and pricing for phthalic anhydride increased by \$3.1 million and \$4.4 million or 7% and 8%, respectively, while a reduction in volumes for furnace coke of \$4.3 million or 11% more than offset an increase in pricing for furnace coke of \$2.7 million or 8%. The increases in pricing and volumes for phthalic anhydride were due to an increase in domestic demand. The reduction in volumes for furnace coke was due primarily to unusually high volumes in 2002 as a result of selling 2001 production for which shipment was delayed due to a temporary shutdown by our only coke customer at that time. The increase in pricing for furnace coke was due to a reduction in foreign imports as a result of increased foreign demand. Net sales for Railroad & Utility Products increased compared to the prior year due primarily to a \$14.8 million or 12% increase in prices for railroad crossties which more than offset a \$6.3 million or 5% reduction in volumes for railroad crossties. The increase in prices for railroad crossties was due to rising raw material prices

[Table of Contents](#)

as a result of higher demand for housing lumber; the reduction in volumes for railroad crossties was primarily due to reduced sales volumes to short-line railroads, as the demand for housing lumber reduced raw material availability and resulted in a higher proportion of our sales to the Class 1 railroad customer base. In addition, other products and services including utility poles resulted in volume decreases and pricing increases of \$6.2 million and \$11.9 million, respectively.

Gross Margin After Depreciation and Amortization. As a percent of net sales, gross profit after depreciation and amortization decreased for both segments. Gross profit after depreciation and amortization for Carbon Materials & Chemicals decreased to \$51.9 million from \$58.9 million in the prior year. Gross margin for Carbon Materials & Chemicals decreased primarily as a result of approximately \$3.1 million of accelerated asset retirement obligations and \$1.4 million for the settlement of a lease obligation, all related to the restructuring of the U.S. Carbon Materials & Chemicals operations (see “—Restructuring and Impairment Charges”). These items more than offset the profit realized as a result of the pricing increase for furnace coke and an increase in volumes and pricing for phthalic anhydride as noted above, and a reversal to profit of approximately \$0.7 million of environmental reserves as a result of a reassessment of exposure at one of our facilities. Gross margin as compared to the prior year was also impacted by an increase of approximately \$1.7 million in insurance expense for Carbon Materials & Chemicals as a result of lower expense in the prior year due to favorable loss experience. Gross profit after depreciation and amortization for Railroad & Utility Products increased to \$32.0 million from \$31.3 million in the prior year. Gross margin for Railroad & Utility Products decreased due to \$1.6 million of accelerated asset retirement obligations related to the closure of the Logansport facility. Additionally, insurance expense for Railroad & Utility Products increased approximately \$1.7 million as a result of lower expense in the prior year due to favorable loss experience. These additional costs more than offset the effect of the increase in prices for railroad crossties noted above.

Depreciation and Amortization. Depreciation and amortization for 2003 increased compared to the prior year due to the adoption of SFAS No. 143, *Accounting for Asset Retirement Obligations*, which resulted in an increase of \$3.3 million, and an additional \$1.3 million as a result of higher foreign exchange rates which resulted in higher depreciation expense in Australian and European operations.

Selling, General and Administrative Expense. Selling, general and administrative expense as a percent of net sales increased primarily as a result of approximately \$1.1 million in severance charges, \$1.4 million of bad debt expense, \$2.0 million of higher legal and consulting costs, and \$1.5 million of reduced expense in the prior year as a result of retiree health insurance settlements.

Restructuring and Impairment Charges. During the fourth quarter of 2003 we determined that capacity rationalization was required in our U.S. Carbon Materials & Chemicals business to increase competitiveness. Accordingly, in December 2003 we ceased production at our carbon materials facility in Woodward, Alabama, resulting in a restructuring charge to fourth quarter pre-tax income of \$3.1 million. The Woodward facility generated approximately \$27.5 million of revenue during 2003. Additionally, during the fourth quarter of 2003 we concluded that our carbon materials port operation in Portland, Oregon is an impaired facility based on its current and long-term economic prospects as a result of recent negotiations with a significant customer. The impairment charge for this facility resulted in a charge to fourth quarter pre-tax income of \$3.1 million. We also incurred a \$1.0 million charge for the impairment of certain storage tanks which were permanently idled due to reduced demand for carbon materials products in U.S. markets. In September 2003, we closed our Logansport, Louisiana wood treating plant due to deteriorating local market conditions and their impact on volumes and profitability. The closure resulted in a \$1.3 million restructuring charge in the third quarter. We believe the U.S. market for wood treated utility poles suffers from overcapacity, and will continue to evaluate future productivity and cost reduction initiatives in this and all of our other businesses. Our Logansport facility generated approximately \$2.0 million of revenue during 2003.

Other Income. Other income consists of the energy tax credits as a result of the transaction at our Monessen, Pennsylvania facility. The reduction for 2003 was due to the expiration of the tax credits at the end of 2002.

[Table of Contents](#)

Interest Expense. Interest expense increased due to a call premium of \$5.8 million on our old bonds, the write-off of deferred financing charges of \$6.4 million, and additional interest of \$2.0 million for the period between the receipt of proceeds from the Senior Secured Notes and the redemption of the \$175 million 9 7/8% Senior Subordinated Notes due 2007. (See “—Liquidity and Capital Resources.”)

Income Taxes. Our effective income tax rate for the year ended December 31, 2003 decreased due primarily to domestic pre-tax losses, which resulted in an increase in foreign tax expense as a percentage of total taxes. Due to our legal structure, foreign tax credits are not fully available to offset taxable income generated by Australian operations.

Cumulative Effect of Accounting Change. Effective January 1, 2003, we changed our method of accounting for asset retirement obligations in accordance with SFAS No. 143, *Accounting for Asset Retirement Obligations*. Previously, we had not been recognizing amounts related to asset retirement obligations. Under the new accounting method, we now recognize asset retirement obligations in the period in which they are incurred if a reasonable estimate of a fair value can be made. The associated asset retirement costs are capitalized as part of the carrying amount of the long-lived asset. The cumulative effect of the change on prior years resulted in a charge to income of \$18.1 million, net of income taxes of \$11.7 million.

Net Income. Net income for 2003 compared to the same period last year decreased due to (i) restructuring, impairment and capacity rationalization charges in the U.S. segments as a result of weakened business conditions in the carbon materials and utility pole businesses; (ii) the write-off of deferred financing charges and the payment of a call premium due to the refinancing of our debt; (iii) an increase in bad debt expense; (iv) a decrease in other income due to the expiration of the energy tax credits; and (v) the adoption of SFAS No. 143, *Accounting for Asset Retirement Obligations*, which resulted in a cumulative effect adjustment.

Carbon Materials & Chemicals Geographic Review

	Year ended December 31,			Nine months ended September 30,	
	2002	2003	2004	2004	2005
Net sales (in millions):					
North America	\$222.4	\$219.3	\$256.9	\$191.9	\$221.5
Australasia including China	109.1	135.8	168.6	129.5	130.2
Europe	106.9	129.0	127.9	97.0	111.7
Total	<u>\$438.4</u>	<u>\$484.1</u>	<u>\$553.4</u>	<u>\$418.4</u>	<u>\$463.4</u>
Sales as percentage of total net sales:					
North America	50.7%	45.3%	46.4%	45.8%	47.8%
Australasia including China	24.9%	28.1%	30.5%	31.0%	28.1%
Europe	24.4%	26.6%	23.1%	23.2%	24.1%
Total	<u>100.0%</u>	<u>100.0%</u>	<u>100.0%</u>	<u>100.0%</u>	<u>100.0%</u>
Operating margin:					
North America	2.0%	(7.8)%	5.5%	6.4%	9.4%
Australasia including China	14.9%	13.3%	13.9%	13.9%	9.3%
Europe	8.1%	5.2%	5.6%	5.1%	4.6%
Total	<u>6.7%</u>	<u>1.6%</u>	<u>8.1%</u>	<u>8.4%</u>	<u>8.2%</u>

Comparison of Results of Operations for the Nine Months Ended September 30, 2005 and 2004.

Net Sales. North American sales increased by 15% due primarily to price increases (driven in part by higher raw material costs) of \$24.9 million for phthalic anhydride, furnace coke and carbon pitch and volume increases of \$3.4 million for carbon pitch, offset by volume decreases of \$1.8 million for phthalic anhydride.

[Table of Contents](#)

Australasian sales increased by 1% due primarily to a favorable exchange rate impact of \$5.1 million and price increases of \$1.6 million for carbon black, offset by price decreases of \$3.0 million for naphthalene and carbon pitch. European sales increased by 15% due primarily to a favorable exchange rate impact of \$1.5 million, \$7.8 million of sales from the Lambson acquisition and volume increases of \$7.5 million for naphthalene, carbon black feedstock and carbon pitch offset by price decreases of \$7.3 million for naphthalene and carbon pitch.

Operating Margin. North American operating margin increased due to the price increases noted above as well as \$1.1 million of additional profit realized as a result of insurance reserve reversals, which resulted from favorable loss trends in our most recent actuarial valuation. Operating margin for Australasia decreased due to \$2.6 million of charges related to the anti-trust investigation in New Zealand, \$1.3 million of additional ship drydocking and related expenses in Australia, and \$0.7 million of additional environmental reserves for cleanup costs associated with contamination in Australia. Operating margin for Europe was lower than the prior year period due primarily to higher selling, general and administrative expense as a result of the Lambson's acquisition in 2005.

Comparison of Results of Operations for the Years Ended December 31, 2004 and 2003.

Net Sales. North American sales increased by 17% due primarily to price increases (driven in part by higher raw material costs) of \$25.1 million for phthalic anhydride and furnace coke, and volume increases of \$10.6 million for carbon pitch, phthalic anhydride, and furnace coke. Australasian sales increased by 24% due primarily to a favorable exchange rate impact of \$15.5 million, \$25.5 million of sales from Koppers China, and volume increases of \$1.3 million for naphthalene. These increases were partially offset by price decreases of \$4.9 million for naphthalene and carbon pitch. European sales decreased slightly as a favorable exchange rate impact of \$11.9 million was offset by volume decreases of \$13.8 million for carbon pitch and phthalic anhydride.

Operating Margin. North American operating margin increased due to the price and volume increases noted above, as well as \$1.7 million of gains on settlements of asset retirement obligations, in contrast to \$11.9 million of restructuring and related charges in the prior year. Operating margin for Australasia increased due to the volume increases noted above and the consolidation of Koppers China. Operating margin for Europe was higher than the prior year period due primarily to lower selling, general and administrative expense as a result of workforce reductions and lower legal and consulting costs.

Comparison of Results of Operations for the Years Ended December 31, 2003 and 2002.

Net Sales. North American sales decreased slightly as volume and price increases of \$8.8 million for phthalic anhydride were more than offset by price decreases for carbon pitch and volume decreases for furnace coke and roofing products totaling \$10.0 million. Australasian sales increased by 24% due primarily to a favorable exchange rate impact of \$21.4 million. European sales increased 21% due to a favorable exchange rate impact of \$15.0 million, and pricing increases of \$10.4 million for carbon pitch, creosote and naphthalene. These increases were partially offset by \$7.5 million of volume reductions for carbon pitch, creosote, carbon black feedstock, naphthalene and phthalic anhydride.

Operating Margin. North American operating margin decreased due to \$11.9 million of restructuring and related charges and a \$1.7 million increase in insurance expense, which more than offset the price increase for furnace coke and the reversal to profit of \$0.7 million of environmental reserves. Operating margin for Australasia decreased due to higher selling, general and administrative expenses, primarily for salaries and benefits. Operating margin for Europe was lower than the prior year period due primarily to higher raw material costs and higher legal expenses.

Liquidity and Capital Resources

On November 12, 2004, Koppers Holdings was incorporated. On November 18, 2004, all of the common and preferred stock of Koppers Inc. was converted into shares of common and preferred stock of Koppers Holdings.

[Table of Contents](#)

On November 18, 2004, Koppers Holdings issued and sold \$203.0 million aggregate principal amount at maturity (\$125.5 million gross proceeds) of 9⁷/₈% Senior Discount Notes due 2014, or the Senior Discount Notes. A portion of the cash proceeds was used to pay a \$95.0 million dividend to Koppers Holdings' shareholders. Koppers Holdings has no direct operations and no significant assets other than approximately \$1.7 million of cash as of September 30, 2005 and the stock of Koppers Inc. No cash interest is required to be paid prior to November 15, 2009. The accreted value of each Senior Discount Note will increase from the date of issuance until November 15, 2009, at a rate of 9⁷/₈% per annum compounded semiannually such that on November 19, 2009 the accreted value will equal \$203 million, the principal amount due at maturity. Subsequent to November 19, 2009 cash interest on the Senior Discount Notes will accrue and be payable semi-annually in arrears on May 15 and November 15 of each year, commencing on May 15, 2010. The Senior Discount Notes are effectively subordinated to our existing and future secured indebtedness, and are structurally subordinated to all of the existing and future indebtedness and other liabilities and preferred equity of our subsidiaries. The Senior Discount Notes include customary covenants that restrict, among other things, the ability to incur additional debt, pay dividends or make certain other restricted payments, incur liens, merge or sell all or substantially all of the assets or enter into various transactions with affiliates. We are currently in compliance with all covenants in the indenture governing the Senior Discount Notes.

In August 2005, Koppers Inc. amended and restated its senior secured credit facility to, among other things, provide for a revolving credit facility of up to \$115.0 million and for a term loan of \$10.0 million. The senior secured credit facility is for a period of over four years, and the loans are secured by substantially all of Koppers Inc.'s assets, with revolving credit availability based on receivables and inventory as well as the attainment of certain ratios and covenants. We incurred \$0.5 million of fees related to the amendment.

The covenants that affect availability of the revolving credit facility and which may restrict the ability of Koppers Inc. to pay dividends include the following financial ratios:

- The fixed charge coverage ratio, calculated as of the end of each fiscal quarter for the four fiscal quarters then ended, shall not be less than 1.05 to 1.0. The fixed charge coverage ratio at September 30, 2005 was 1.77 to 1.0.
- The total leverage ratio, calculated as of the end of each fiscal quarter for the four fiscal quarters then ended, shall not exceed the ratios set forth below for the periods specified below:

<u>Fiscal Quarters Ended</u>	<u>Ratio</u>
August 15, 2005 through March 31, 2008	5.0 to 1.0
June 30, 2008 and thereafter	4.5 to 1.0

- The total leverage ratio at September 30, 2005 was 3.78 to 1.0.

Concurrent with this offering, Koppers Inc. intends to amend the senior secured credit facility to increase the term loan facility from \$10 million to \$20 million to provide additional liquidity in connection with the dividend policy. Amortization of the amended term loan will commence in 2006 with quarterly payments of \$1.0 million.

On October 15, 2003 Koppers Inc. issued \$320.0 million aggregate principal amount of 9⁷/₈% Senior Secured Notes due 2013, or the Senior Secured Notes. Interest is payable semiannually in arrears on April 15 and October 15 of each year. The Senior Secured Notes are guaranteed, jointly and severally, on a senior secured basis by some of our current and future subsidiaries.

The Senior Secured Notes include customary covenants that restrict, among other things, the ability to incur additional debt, pay dividends or make certain other restricted payments, incur liens, merge or sell all or substantially all of the assets or enter into various transactions with affiliates.

Koppers Inc. is currently in compliance with all covenants in the indenture governing the Senior Secured Notes and the agreement governing the senior secured credit facility.

[Table of Contents](#)

Koppers Holdings depends on the dividends from the earnings of Koppers Inc. and its subsidiaries to generate the funds necessary to meet its financial obligations, including payments of principal, interest and other amounts on the Senior Discount Notes. The terms of Koppers Inc.'s senior secured credit facility as well as the terms of the indenture governing the Senior Secured Notes significantly restrict Koppers Inc. from paying dividends and otherwise transferring assets to Koppers Holdings. The amount of permitted dividends under both debt facilities is governed by a formula based on 50% of consolidated net income, among other things. Cash equity contributions from the sale of stock increase the amount available for dividends. At the time of the payment of the dividend, no event of default shall have occurred or be continuing under the indenture or the senior secured credit facility. Under the Senior Secured Note indenture Koppers Inc. must have an EBITDA (as defined in the indenture governing the Senior Secured Notes) to consolidated interest expense ratio of at least 2.0 to 1.0. Additionally the senior secured credit facility requires compliance with all financial covenants and availability of at least \$15 million under the revolving credit facility after giving effect to the dividend. Significant reductions in net income or increases to indebtedness affecting compliance with financial covenants or availability under the revolving credit line would restrict Koppers Inc.'s ability to pay dividends. Koppers was able to pay a \$13 million dividend to us in August 2005. As of September 30, 2005 and December 31, 2004, dividends available to be declared based on covenant restrictions under the Senior Discount Notes amounted to \$16.6 million and \$45.2 million, respectively. As of September 30, 2005 and December 31, 2004, dividends available to be declared based on covenant restrictions under the Senior Secured Notes amounted to \$10.1 million and \$14.0 million, respectively.

Our liquidity needs are primarily for our estimated contractual obligations totaling approximately \$220.7 million for 2005 which include debt service, purchase commitments and operating leases, as well as for working capital, capital maintenance and acquisitions. We believe that our cash flow from operations and available borrowings under Koppers Inc.'s senior secured credit facility will be sufficient to fund our anticipated liquidity requirements for at least the next twelve months. In the event that the foregoing sources are not sufficient to fund our expenditures and service our indebtedness, we would be required to raise additional funds.

As of September 30, 2005, we had \$36.5 million of cash and cash equivalents and \$55.2 million of unused revolving credit availability for working capital purposes after restrictions by various debt covenants and certain letter of credit commitments. As of September 30, 2005, \$18.7 million of commitments were utilized by outstanding standby letters of credit.

In August 2005, we received a dividend payment of \$13.0 million from Koppers Inc. which was borrowed under the revolving credit facility. Using these proceeds and cash available from the proceeds of our Senior Discount Notes, we declared a dividend totaling \$35.0 million (\$2.93 per share to common and \$11.68 per share to preferred shareholders) on July 28, 2005 to holders of record as of August 1, 2005 which was paid on or about August 5, 2005.

In December 2005, we received a dividend payment of \$3.0 million from Koppers Inc. We declared a dividend totaling approximately \$3.0 million (\$0.25 per share to common and \$1.00 per share to preferred shareholders) on December 7, 2005 to holders of record as of December 8, 2005 which was paid on or about December 13, 2005.

Overview of Operating Cash Flows. From fiscal 2002 through fiscal 2004, operating cash flows declined by \$27.5 million. The primary reasons for this decline were an increase in inventories of \$19.4 million and an increase in pension funding of \$7.9 million. Although we expect that inventory levels will not return to 2002 levels, and that pension contributions will remain at high levels for the next several years, we do not believe the deterioration in our operating cash flows between 2002 and 2004 is a trend which will continue prospectively. Pension funding is expected to stabilize or decline as a result of an amendment to our U.S. salaried pension plan which reduced benefits; our calendar year 2005 funding was approximately \$11.2 million after contributing \$14.7 million in 2004. Additionally, inventory at September 30, 2005 was \$9.1 million lower than at December 31, 2004 partly as a result of our efforts to improve cash flow. We believe our overall efforts to improve cash flow are reflected in the increase in cash flow from operations of \$29.1 million for the nine months ended September 30, 2005 compared to the same period in 2004.

[Table of Contents](#)

Net cash provided by operating activities for the nine months ended September 30, 2005 increased compared to the prior year due primarily to higher net income net of non-cash interest expense and an increase in working capital in 2005 of \$0.8 million compared to an increase in working capital in 2004 of \$16.7 million. Net cash provided by operating activities increased for full year 2004 as compared to the prior year as higher net income before cumulative effect of accounting change and an increase in the utilization of deferred taxes were partially offset by an increase in working capital in 2004 of \$17.6 million compared to an increase in working capital in 2003 of \$7.5 million, an \$8.6 million increase in pension funding in 2004, and a \$2.0 million payment for the extension of the indemnity agreement with Beazer. See “—Environmental and Other Liabilities Retained or Assumed by Others”. The reduction in net cash provided by operating activities in 2003 compared to the prior year was the result of lower earnings as a result of restructuring combined with a higher increase in working capital as compared to the prior year.

Net cash used in investing activities for the nine months ended September 30, 2005 increased primarily as a result of the acquisition in the United Kingdom described herein and related capital expenditures. Capital expenditures were higher in calendar 2004 than in 2003 due primarily to an increase in capital expenditures in the U.S. carbon materials business. Capital expenditures were lower in 2003 than in 2002 due to efforts to conserve cash and delays in certain projects due to severe winter weather earlier in the year.

Planned expansion at our carbon black facility in Australia is expected to result in capital expenditures of \$8-10 million in 2006. Additionally capital expenditures may be incurred in the future due to growth opportunities in existing markets in China.

Net cash used in financing activities for the nine months ended September 30, 2005 was related to the payment of a \$35.0 million dividend, and for debt repayments on the revolving credit facility and the Monessen term loan, offset by new borrowing in the United Kingdom for the acquisition of a chemicals business. Net cash used in financing activities for the nine months ended September 30, 2004 related to revolver borrowings to provide for the payment of \$33.4 million in dividends, the repayment of \$6.5 million of term loans and the purchase of \$2.2 million of common stock.

Net cash used in financing activities in the year ended December 31, 2004 related to the issuance of our Senior Discount Notes to pay a \$94.5 million dividend, revolver borrowings of \$49.9 million to provide for the payment of \$33.4 million in dividends, the repayment of \$8.0 million of the term loan, the purchase of \$0.3 million of common stock, and the payment of \$5.6 million of deferred financing costs. Net cash provided by financing activities in 2003 related to the issuance of \$320 million of Koppers Inc.’s Senior Secured Notes to provide for the redemption of \$175 million of notes due in 2007, a reduction in the amount of bank debt, payment of \$48.1 million of dividends, \$9.0 million of purchases of stock from retirees, and the payment of \$16.1 million of deferred financing costs. Net cash used in financing activities in 2002 was comprised of term debt repayments of \$30.4 million (\$6.9 million of which was unscheduled repayment), \$9.8 million of dividends and \$6.2 million of common stock redemptions. Approximately \$21.8 million of net revolver borrowings were necessary to maintain working capital levels.

We intend to use the net proceeds of the offering, among other uses, to redeem up to 35% of the aggregate principal amount of Koppers Inc.’s Senior Secured Notes. We plan to use cash from operations for growth opportunities, dividends and to delever.

Legal Matters

We are involved in litigation and various proceedings relating to environmental laws and regulations and antitrust, toxic tort, product liability and other matters.

Government Investigations. In late 2002, Koppers Inc. contacted the Canadian Competition Bureau, or the CCB, and offered its cooperation with respect to industry competitive practices concerning the production, supply and sales of coal tar pitch, naphthalene, creosote oil and carbon black feedstock. As a result of such

[Table of Contents](#)

cooperation, in April 2003 the CCB granted Koppers Inc. a provisional guarantee of immunity from fines under the Canadian Competition Act with respect to the supply and sale of coal tar pitch, naphthalene, creosote oil and carbon black feedstock prior to 2001. There have been no recent communications with the CCB. Similar investigations of industry competitive practices by the European Commission and the United States Department of Justice have been terminated. Although the CCB has not indicated that its investigation has been terminated, the Company does not currently anticipate any adverse consequences from the CCB's investigation based on the lack of recent communications from the CCB and the termination of the concurrent investigations by the European Commission and the United States Department of Justice.

In April 2005, the New Zealand Commerce Commission, or the NZCC, filed a Statement of Claim in the High Court of New Zealand against a number of corporate and individual defendants, including Koppers Arch Wood Protection (NZ) Limited, or KANZ, Koppers Arch Investments Pty Limited, or Koppers Arch Investments, Koppers Australia Pty Limited, TPL Limited, Nufarm Limited, Nufarm Australia Limited, Osmose New Zealand Limited, Osmose Australia Pty Limited and a number of current and former employees of such companies. This followed an investigation by the NZCC into the competitive practices of the wood preservative industry in New Zealand. The Statement of Claim contains a number of separate causes of action relating to alleged violations of the New Zealand Commerce Act of 1986, or the Act. The statement of claim seeks, among other things, (i) pecuniary penalties for each cause of action in an unspecified amount pursuant to the Act, (ii) injunctions restraining defendants from further anticompetitive conduct, (iii) orders barring the named individual defendants from certain future corporate positions and (iv) reimbursement of legal costs. The Act provides that the NZCC may seek pecuniary penalties against each corporate defendant for each cause of action not to exceed the higher of \$NZ10,000,000 or three times the commercial gain from the contravention or if the commercial gain cannot be readily ascertained, 10% of the turnover of the corporate defendant and all interconnected companies. KANZ is seeking to cooperate with the NZCC and has engaged in settlement discussions with the NZCC. Although such settlement discussions are continuing, a settlement has not yet been reached. It is likely that penalties will be paid as a result of the proceedings. Such penalties could have a material adverse effect on the business, financial condition, cash flows and results of operations of those companies. Except as set forth above, we are not currently aware of any other claims (civil or governmental) related to competitive practices in New Zealand. Such other claims, if asserted and resolved unfavorably, could have a material adverse effect on the business, financial condition, cash flows and results of operations of KANZ and its interconnected companies.

Koppers Arch Australia has made an application for leniency under the Australian Competition and Consumer Commission's, or the ACCC, policy for cartel conduct. The ACCC has granted immunity to Koppers Arch Australia, subject to the fulfillment of certain conditions, such as, but not limited to, continued cooperation. If the conditions are not fulfilled, Koppers Arch Australia may be penalized for any violations of the competition laws of Australia. Such penalties, if assessed against Koppers Arch Australia, could have a material adverse effect on its business, financial condition, cash flows and results of operations. We are not currently aware of any civil claims related to competitive practices in Australia. Such civil claims, if asserted and resolved unfavorably, could have a material adverse effect on the business, financial condition, cash flows and results of operations of Koppers Arch Australia.

We have reserved \$2.6 million for these penalties as of September 30, 2005, of which \$1.9 million was recorded prior to the third quarter. This amount is included in cost of sales. The amount reserved is based upon our assessment of the current status of negotiations with the NZCC.

KANZ and Koppers Arch Australia are majority-owned subsidiaries of Koppers Arch Investments, which is an Australian joint venture owned 51% by World-Wide Ventures Corporation (our indirect subsidiary) and 49% by Hickson Nederland BV. KANZ and Koppers Arch Australia manufacture and market wood preservative products throughout New Zealand and Australia, respectively.

Pacific Century. On October 10, 2002, Koppers Timber Preservation Pty Ltd, a subsidiary of Koppers Australia, was named as a defendant in a breach of contract and negligence lawsuit filed by Pacific Century

[Table of Contents](#)

Production Pty Ltd in the Supreme Court of Queensland, Australia related to the sale of approximately 127,000 vineyard trellis posts. The Complaint claimed that certain posts were defective in that they had either decay or excessive bark or were less than the minimum specified size. In addition, plaintiff alleged violations of the Australian Timber Utilization and Marketing Act. Plaintiff sought damages in the amount of \$4.9 million for, among other things, the costs of removing and replacing the trellis posts. Plaintiff also filed a lawsuit against the constructor of the vineyard trellises, which is still pending. This lawsuit against the trellis constructor was consolidated with its claim against our subsidiary. Koppers Australia has settled with Pacific Century and has withdrawn its third party claim against the constructor of the trellises but Koppers Australia must reimburse the trellis constructor for certain court costs; a provision of \$0.9 million has been made for this matter, of which \$0.4 million was paid in 2005.

Product Liability Cases. Koppers Inc., along with other defendants, has been named as a defendant in 24 cases filed in state court in Pennsylvania and two cases filed in state court in Texas in which the plaintiffs claim they suffered a variety of illnesses (including cancer) as a result of exposure to coal tar pitch sold by Koppers Inc. The first of these cases was filed in April 2000 and the most recent was filed in January 2006. There are a total of approximately 82 plaintiffs in these cases. Of the 82 plaintiffs, 80 plaintiffs do not claim any specific amount of damages. These 80 plaintiffs seek compensatory and punitive damages in unspecified amounts in excess of the minimum jurisdictional limits (in most cases \$25,000) of the applicable courts. Of the 82 plaintiffs, two plaintiffs (in the same case) assert damages not to exceed a combined total of \$10 million. The other defendants vary from case to case and include companies such as Beazer East, Inc., USX Corporation, Honeywell, Inc., Reilly Industries, Inc., Dow Chemical Company, Rust-Oleum Corporation, UCAR Carbon Company, Inc., Exxon Mobil Corporation, Crompton Corporation, SGL Carbon Corporation, Alcoa, Inc., Henkel Corporation, Univar USA, Inc. and PPG Architectural Finishes Inc. The cases are in the early stages of discovery. Koppers Inc. has not provided a reserve for these lawsuits because, at this time, Koppers Inc. cannot reasonably determine the probability of a loss, and the amount of loss, if any, cannot be reasonably estimated. Although Koppers Inc. is vigorously defending these cases, an unfavorable resolution of these matters may have a material adverse effect on our business, financial condition, cash flows and results of operations.

Grenada. We, together with various co-defendants, have been named as a defendant in five toxic tort lawsuits in various state courts in Mississippi and in 96 toxic tort lawsuits in federal court in Mississippi arising from the operations of our wood treating plant in Grenada, Mississippi.

Somerville. In June 2005, Koppers Inc. was served with a putative class action lawsuit in federal court in Austin, Texas against it and other defendants including the Burlington Northern Santa Fe Railway Company, Monsanto Company, Dow Chemical Company and Vulcan Materials Company. The lawsuit alleged that several classes of past and present property owners and residents in the Somerville, Texas area numbering in excess of 2,500 suffered unspecified property damage and risk of personal injury as a result of exposure to various chemicals used at the Somerville, Texas wood treatment plant that is currently owned by Koppers Inc. On December 23, 2005, plaintiffs filed an amended complaint dropping their class action allegations and identifying 602 individual plaintiffs. The amended complaint seeks to recover compensatory and punitive damages within the jurisdictional limits of the court for, among other things, bodily injuries, pain and mental anguish, emotional distress, medical monitoring, medical expenses, lost wages, loss of consortium and property devaluation.

Other Matters

Dividend Payments. In August 2005, we received a dividend payment of \$13 million from Koppers Inc. We declared a dividend totaling \$35 million (\$2.93 per share to common and \$11.68 per share to preferred shareholders) on July 28, 2005 to holders of record as of August 1, 2005 which was paid on or about August 5, 2005.

In December 2005, we received a dividend payment of \$3.0 million from Koppers Inc. We declared a dividend totaling \$3.0 million (\$0.25 per share to common and \$1.00 per share to preferred shareholders) on December 7, 2005 to holders of record as of December 8, 2005 which was paid on or about December 13, 2005.

[Table of Contents](#)

Plant Closure. During the third quarter of 2005, we incurred \$0.5 million related to the closure of our wood treating facility in Montgomery, Alabama. Of this amount, \$0.3 million was for accelerated depreciation of fixed assets and \$0.2 million was for severance charges. An impairment charge of approximately \$0.3 million was recorded for assets at this facility during the second quarter of 2005. The total charges of \$0.8 million are due to the facility ceasing production in September 2005. The closure of the facility is expected to increase capacity utilization at certain other wood treating plants and provide for improved operating efficiencies and profitability for the business.

During the second quarter of 2005, approximately \$0.2 million of asset retirement obligation reserves related to the Logansport, Louisiana wood treating facility, which was closed in the third quarter of 2003, were reversed to profit as a result of the completion of the closure.

Acquisition of Specialty Chemicals Business. On April 14, 2005, our subsidiary located in the United Kingdom entered into an agreement to purchase the specialty chemical business and certain related assets of Lambson Specialty Chemicals Limited. The purchased assets consist primarily of certain assets related to production (excluding land), customer contracts and a non-compete agreement. The purchase price was approximately \$10.6 million plus contingent consideration based on earnings of the business over the next two years. The purchase, which was financed by a loan from a lending institution in the United Kingdom, was completed during the second quarter of 2005. The initial purchase price allocation resulted in approximately \$6.3 million of property, plant and equipment and \$4.9 million of amortizable intangible assets. Additionally, approximately \$0.6 million of liabilities were assumed. Bank loans related to this purchase amounted to \$6.4 million, and the purchase price also includes \$4.5 million of seller financing. Approximately \$0.3 million of acquisition costs were incurred prior to 2005.

Operating results are included in the statement of operations from the acquisition forward. Net sales and net income for the nine months ended September 30, 2005 amounted to \$7.8 million and \$0.2 million respectively.

Stock Purchases by Directors/Restricted Stock Grants to Senior Management. In August 2004 three members of our board of directors, Robert Cizik, David M. Hillenbrand and Clayton A. Sweeney, each purchased 19,900 shares of the Company's common stock at the then current fair value of \$3.30 per share. Additionally, in August 2004 we also granted a total of 537,287 restricted stock units with a fair value of \$3.30 per share to Walter W. Turner, Steven R. Lacy, Brian H. McCurrie, Kevin J. Fitzgerald, Thomas D. Loadman, Mark R. McCormack, M. Claire Schaming and Robert H. Wombles, of which 20% vested August 31, 2004 and 20% vested August 31, 2005. The remaining units will vest annually at a rate of 20% per year. We recorded \$0.3 million of compensation expense for the vesting of restricted stock grants during the nine months ended September 30, 2005 and \$0.7 million of compensation expense for the vesting of restricted stock grants and the issuance of 31,839 shares of common stock with a fair value of \$8.04 per share to Steven R. Lacy and Brian H. McCurrie in the fourth quarter of 2004.

Pension Funding. We contributed approximately \$14.7 million to our U.S. defined benefit pension plans in 2004. Our estimates of our defined benefit pension plan contributions reflect the provisions of the Pension Funding Equity Act of 2004, which was enacted in April 2004. We have made contributions of approximately \$11.2 million during 2005.

Consolidation of Koppers China. In 1999, we entered into a joint venture agreement with TISCO to rehabilitate and operate a tar distillation facility in China. Koppers China is 60% owned by us and began production of coal tar products in 2001. Contributions of cash, engineering services and acquisition costs for the joint venture total \$10.5 million to date. In June 2001, we entered into an agreement with TISCO whereby TISCO assumed control of Koppers China through December 31, 2003. We chose to delay development of the carbon pitch export market due to the restructuring of the North American aluminum smelting capacity. In the interim, TISCO assumed responsibility for the joint venture to develop the domestic Chinese market. During this period, TISCO bore all responsibility for the operations and management of the facility, as well as the net income or loss, except for our pro rata share of depreciation, amortization and income taxes of the joint venture.

[Table of Contents](#)

Accordingly, we changed our method of accounting from consolidation to the equity method effective June 2001 to reflect this change in our ability to control Koppers China.

On January 1, 2004, we resumed control of Koppers China, which resulted in the consolidation of Koppers China in our financial statements beginning in the first quarter of 2004. For the nine months ended September 30, 2005, net sales and net income for Koppers China amounted to \$16.9 million and \$3.1 million, respectively. For the twelve months ended December 31, 2004 sales and net income for Koppers China were \$25.5 million and \$2.7 million, respectively. We anticipate that the profitability of Koppers China will be negatively impacted by the slowing of the Chinese economy and lower selling prices for certain products in the near term.

Interest Rate Swap. In January 2004, we entered into an interest rate swap agreement for \$50.0 million of the Senior Secured Notes in order to protect a portion of the debt against changes in fair value due to changes in the benchmark interest rate. The agreement is designed to receive fixed 9.875% and pay floating six-month LIBOR rates plus a spread of 5.395% with semiannual settlements through October 2013. Changes in the fair value of the interest rate swap are expected to offset changes in the fair value of the Senior Secured Notes. The impact on the nine months ended September 30, 2005 was to lower interest expense by approximately \$0.5 million. The fair value of the swap agreement at September 30, 2005 was a liability of approximately \$1.7 million. The impact on the twelve months ended December 31, 2004 was to lower interest expense by approximately \$1.3 million. The fair value of the swap agreement at December 31, 2004 was a liability of \$0.9 million.

Stock Redemptions. For the nine months ended September 30, 2005 and the year ended December 31, 2004, stock redemptions for terminated management investors for which we were not contractually obligated to redeem shares, including retirees, totaled \$0.3 million and \$1.3 million, respectively. On February 27, 2004 the Stockholders' Agreement was amended to make the redemption of common stock from the Management Investors at our option after the effective date of the amendment. See "Certain Relationships and Related Party Transactions—Stockholders' Agreement."

Impact of Deferred Taxes. Based on our earnings history, along with the implementation of various tax planning strategies, we believe the deferred tax assets on our condensed consolidated balance sheet at September 30, 2005 and on our consolidated balance sheet at December 31, 2004 are realizable.

Foreign Operations and Foreign Currency Transactions. We are subject to foreign currency translation fluctuations due to our foreign operations. For the nine months ended September 30, 2005, exchange rate fluctuations resulted in a decrease to comprehensive income of \$5.1 million. Exchange rate fluctuations for fiscal years 2004, 2003 and 2002 resulted in increases to comprehensive income of \$5.6 million, \$22.6 million and \$9.7 million, respectively. We economically hedge certain firm commitments denominated in foreign currencies for periods up to twelve months, depending on the anticipated settlement dates of the related transactions. Forward exchange contracts are utilized to hedge these transactions, and all such contracts are marked to market with the recognition of a gain or loss at each reporting period. Therefore, at September 30, 2005 and at December 31, 2004 and 2003 there were no deferred gains or losses on hedging of foreign currencies. The fair value of derivatives at September 30, 2005 and at December 31, 2004 and 2003 was \$0.0 million, \$0.1 million and \$0.3 million, respectively, and is included in Other Current Assets and Other Current Liabilities. For the nine months ended September 30, 2005, \$0.2 million of gains on forward exchange contracts are included in costs of sales. For the years ended December 31, 2004, 2003 and 2002, \$0.0 million, \$0.2 million and \$0.0 million, respectively, of losses on forward exchange contracts are included in cost of sales. Realized foreign exchange gains for the nine months ended September 30, 2005 and for the years ended December 31, 2004, 2003 and 2002 amounted to, \$0.2 million, \$0.4 million, \$0.3 million and \$0.1 million, respectively.

Seasonality; Effects of Weather. Our quarterly operating results fluctuate due to a variety of factors that are outside our control, including inclement weather conditions, which in the past have affected operating results. Operations at several facilities have been halted for short periods of time during the winter months. Moreover, demand for some of our products declines during periods of inclement weather. As a result of the foregoing, we anticipate that we may experience material fluctuations in quarterly operating results.

[Table of Contents](#)

Schedule of Certain Contractual Obligations

The following table details our projected payments for our significant contractual obligations as of December 31, 2004. The table is based upon available information and certain assumptions we believe are reasonable.

	Payments Due by Period				
	Total	Less than 1 year	1-3 years	4-5 years	After 5 years
	(in millions)				
Long-Term Debt	\$ 588.8	\$ 23.1	\$ 33.7	\$ —	\$532.0
Operating Leases	94.3	23.5	35.3	22.2	13.3
Environmental Fines	1.5	1.5	—	—	—
Beazer Indemnity Extension	5.0	2.0	3.0	—	—
Interest on Debt	388.5	35.0	67.0	64.3	222.2
Pension Funding (1)	45.7	11.1	20.9	13.7	—
Purchase Commitments (2)	536.1	124.1	227.7	134.9	49.4
Stock Liability (3)	0.8	0.4	0.4	—	—
Total Contractual Cash Obligations	\$1,660.7	\$ 220.7	\$ 388.0	\$ 235.1	\$816.9

- (1) Based on projected global contribution requirement for 2005 and projected U.S. contributions only for years beyond 2005.
- (2) Consists primarily of raw materials purchase contracts. These are typically not fixed price arrangements; the prices are based on the prevailing market prices. As a result we generally expect to be able to hedge the purchases with sales at those future prices.
- (3) Represents commitments to purchase common stock at December 31, 2004. On February 27, 2004, the stockholders' agreement was amended to make the redemption of common stock from the Management Investors at our option, after the effective date of the amendment.

The following table details our projected payments for our significant contractual obligations as of December 31, 2004 on a pro forma basis after giving effect to this offering and the use of proceeds here from. The table is based upon available information and certain assumptions we believe are reasonable.

	Payments Due by Period				
	Total	Less than 1 year	1-3 years	4-5 years	After 5 years
	(in millions)				
Long-Term Debt	\$ 487.1	\$ 23.1	\$ 33.7	\$ —	\$430.3
Operating Leases	94.3	23.5	35.3	22.2	13.3
Environmental Fines	1.5	1.5	—	—	—
Beazer Indemnity Extension	5.0	2.0	3.0	—	—
Interest on Debt	300.4	25.0	46.9	44.2	184.3
Pension Funding (1)	45.7	11.1	20.9	13.7	—
Purchase Commitments (2)	536.1	124.1	227.7	134.9	49.4
Stock Liability (3)	0.8	0.4	0.4	—	—
Total Contractual Cash Obligations	\$1,470.9	\$ 210.7	\$367.9	\$215.0	\$677.3

- (1) Based on projected global contribution requirement for 2005 and projected U.S. contributions only for years beyond 2005.
- (2) Consists primarily of raw materials purchase contracts. These are typically not fixed price arrangements; the prices are based on the prevailing market prices. As a result we generally expect to be able to hedge the purchases with sales at those future prices.

[Table of Contents](#)

- (3) Represents commitments to purchase common stock at December 31, 2004. On February 27, 2004, the stockholders' agreement was amended to make the redemption of common stock from the Management Investors at our option, after the effective date of the amendment.

Schedule of Certain Other Commercial Commitments

The following table details our projected payments for other significant commercial commitments as of December 31, 2004. The table is based upon available information and certain assumptions we believe are reasonable.

	Payments Due by Period				
	Total	Less than 1 year	1-3 years	4-5 years	After 5 years
			(in millions)		
Lines of Credit (Unused)	\$36.9	\$ 31.4	\$—	\$—	\$ 5.5
Standby Letters of Credit	18.9	18.9	—	—	—
Total Other Commercial Commitments	\$55.8	\$ 50.3	\$—	\$—	\$ 5.5

Critical Accounting Policies

The preparation of financial statements in conformity with GAAP requires management to use judgment in making estimates and assumptions that affect the reported amounts of revenues and expenses, assets and liabilities, and the disclosure of contingent liabilities. The following accounting policies are based on, among other things, judgments and assumptions made by management that include inherent risks and uncertainties. Our management's estimates are based on the relevant information available at the end of each period.

Long-Lived Assets. Our management periodically evaluates the net realizable value of long-lived assets, including property, plant and equipment, based on a number of factors including operating results, projected future cash flows and business plans. We record long-lived assets at the lower of cost or fair value, with fair value based on assumptions concerning the amount and timing of estimated future cash flows. Since judgment is involved in determining the fair value of fixed assets, there is a risk that the carrying value of our long-lived assets may be overstated.

Goodwill. Effective January 1, 2002, we adopted SFAS No. 142, *Goodwill and Other Intangible Assets*, under which goodwill is no longer amortized but is assessed for impairment at least on an annual basis. In making this assessment, management relies on various factors, including operating results, estimated future cash flows, and business plans. There are inherent uncertainties related to these factors and in our management's judgment in applying them to the analysis of goodwill impairment. Since management's judgment is involved in performing goodwill impairment analyses, there is risk that the carrying value of goodwill is overstated.

Goodwill valuations are performed using an average of actual and projected operating results of the relevant reporting units. Changes in economic and operating conditions impacting these assumptions could result in goodwill impairments in future periods. Additionally, disruptions to our business such as prolonged recessionary periods or unexpected significant declines in operating results of the relevant reporting units could result in charges for goodwill and other asset impairments in future periods.

Revenue Recognition. We recognize revenue from product sales at the time of shipment or when title passes to the customer. We recognize revenue related to the procurement of certain untreated railroad crossties upon transfer of title, which occurs upon delivery to our plant and acceptance by the customer. Service revenue, consisting primarily of wood treating services, is recognized at the time the service is provided. Our recognition of revenue with respect to untreated crossties meets all the recognition criteria of SAB Topic 13A3, including transfer of title and risk of ownership, the existence of fixed purchase commitments and delivery schedules established by the customer and the completion of all performance obligations by us. Revenue recognized for untreated crosstie sales for the years ended December 31, 2004, 2003 and 2002 amounted to \$103.0 million, \$96.6 million and \$82.9 million, respectively.

[Table of Contents](#)

Expense for the nine months ended September 30, 2005 consisted of \$0.7 million for estimated soil remediation costs at the coal tar plant in Newcastle, Australia. This amount is based on our current estimate of the expected remediation costs to achieve compliance with the requirements of local governmental agencies. An additional \$0.3 million of expense was for estimated settlement costs at the Clairton, Pennsylvania and Stickney, Illinois coal tar plants, offset by the reversal to profit of \$0.3 million of reserves in our Danish operations as the result of the completion of a waste disposal project.

Income for 2003 was the result of the reversal to profit of \$0.7 million of reserves based on a reassessment of exposure at our Monessen, Pennsylvania coke facility. There are currently no environmental reserves related to this facility based on our current environmental assessment.

Expense for 2002 consisted primarily of additional expense required as a result of the settlement with the EPA related to the Clean Water Act and reporting violations at our former Woodward coke facility in Woodward, Alabama.

Other remaining unsettled environmental matters are not probable and estimable and therefore do not currently have amounts accrued.

Legal Matters. We record liabilities related to legal matters when an adverse outcome is probable and reasonably estimable. To the extent we anticipate favorable outcomes to these matters which ultimately result in adverse outcomes, we could incur material adverse impacts on earnings and cash flows. Since such matters require significant judgments on the part of management, the recorded liabilities could be lower than what is ultimately required.

Legal Reserves Rollforward

	Nine Months Ended September 30, 2005	Year Ended December 31, 2004	Year Ended December 31, 2003	Year Ended December 31, 2002
		(in millions)		
Beginning balance	\$ 0.8	\$ 0.3	\$ —	\$ —
Expense (income)	2.7	0.5	0.3	—
Cash expenditures	(0.4)	—	—	—
Foreign exchange	—	—	—	—
	<hr/>	<hr/>	<hr/>	<hr/>
Ending balance	\$ 3.1	\$ 0.8	\$ 0.3	\$ —
	<hr/>	<hr/>	<hr/>	<hr/>

Expense for the nine months ended September 30, 2005 consisted of \$2.6 million for estimated penalties related to the New Zealand anti-trust litigation and \$0.1 million of expected settlement amounts related to the Pacific Century litigation. These estimates are based on our current expectations of final settlement regarding these matters.

Expense for 2004 and 2003 consisted of \$0.5 million and \$0.3 million, respectively, for estimated settlement costs for the Pacific Century litigation.

Other remaining unsettled litigation matters are not probable and estimable and therefore do not currently have amounts accrued.

Asset Retirement Obligations. We measure asset retirement obligations based upon the applicable accounting guidance, using certain assumptions including estimates regarding the recovery of residues in storage tanks. In the event that operational or regulatory issues vary from our estimates, we could incur additional significant charges to income and increases in cash expenditures related to the disposal of those residues.

Deferred Tax Assets. At September 30, 2005 and at December 31, 2004, our balance sheet includes \$53.9 million and \$60.3 million, respectively, of deferred tax assets. We have determined that reserves of \$5.6 million and \$6.9 million, respectively, are required for these deferred tax assets, based on future earnings projections. To

[Table of Contents](#)

the extent that we encounter unexpected difficulties in market conditions, adverse changes in regulations affecting our businesses and operations, adverse outcomes in legal and environmental matters, or any other unfavorable conditions, the projections for future taxable income may be overstated and we may be required to record an increase in the valuation allowance related to these deferred tax assets which could have a material adverse effect on income in the future.

Recently Issued Accounting Guidance

In May 2005, the Financial Accounting Standards Board issued SFAS No. 154, *Accounting Changes and Error Corrections*, or SFAS 154. SFAS 154 replaces APB Opinion No. 20, *Accounting Changes*, and SFAS No. 3, *Reporting Accounting Changes in Interim Financial Statements*, and changes the requirements for the accounting for and reporting of a change in accounting principle. SFAS 154 applies to all voluntary changes in accounting principle, and requires retrospective application to prior periods' financial statements of changes in accounting principle, unless it is impracticable to determine either the period-specific effects or the cumulative effect of the change. SFAS 154 is effective for accounting changes and corrections of errors made in fiscal years beginning after December 15, 2005, and early adoption is permitted for accounting changes and corrections of errors made in fiscal years beginning after the date SFAS 154 is issued. SFAS 154 does not change the transition provisions of any existing accounting pronouncements, including those that are in a transition phase as of the effective date of SFAS 154.

In April 2005, the FASB issued Interpretation No. 47, *Accounting for Conditional Asset Retirement Obligations*, or FIN No. 47. FIN No. 47 clarifies that the term conditional obligation as used in SFAS No. 143, *Accounting for Asset Retirement Obligations*, refers to a legal obligation to perform an asset retirement activity in which the timing and (or) method of settlement are conditional on a future event that may or may not be within the control of the entity. FIN No. 47 requires that the uncertainty about the timing and (or) method of settlement of a conditional asset retirement obligation be factored into the measurement of the liability when sufficient information exists. FIN No. 47 also clarifies when an entity would have sufficient information to reasonably estimate the fair value of an asset retirement obligation. FIN No. 47 is effective for fiscal years ending after December 15, 2005. The Company has not yet determined the impact, if any, of the adoption of FIN No. 47 on its financial statements.

In December 2004, the FASB issued SFAS No. 123 (Revised 2004), *Share-Based Payments*, or SFAS 123R. SFAS 123R requires all share-based payments to employees, including grants of employee stock options, to be recognized in the income statement based on their fair values. We are required to adopt the new standard in the first interim period beginning after December 15, 2005. We have not yet determined the impact, if any, of the adoption of SFAS 123R on our financial statements.

In December 2004, the FASB issued SFAS No. 153, *Exchanges of Nonmonetary Assets, an amendment of APB Opinion 29*, or SFAS 153. SFAS 153 requires that exchanges of nonmonetary assets be measured based on the fair values of the assets exchanged, and eliminates the exception to this principle under APB Opinion 29 for exchanges of similar productive assets. We are required to adopt the new standard in the first interim period beginning after June 15, 2005. We do not expect the adoption of SFAS 153 to have a material effect on our financial statements.

In December 2004, the FASB issued SFAS No. 151, *Inventory Costs, an amendment of ARB No. 43, Chapter 4*, or SFAS 151. SFAS 151 clarifies that abnormal amounts of idle facility expense, freight, handling costs, and wasted materials should be recognized as current-period charges and requires the allocation of fixed production overheads to inventory based on the normal capacity of the production facilities. We are required to adopt the new standard in the fiscal year beginning after June 15, 2005. We have not yet determined the impact, if any, of the adoption of SFAS 151 on our financial statements.

American Jobs Creation Act of 2004. In October 2004, the American Jobs Creation Act of 2004, or the AJCA, was signed into law. The AJCA allows companies to repatriate earnings from foreign subsidiaries at a reduced U.S. tax rate through December 31, 2005. The FASB issued FASB Staff Position 109-2 to provide

[Table of Contents](#)

accounting and disclosure guidance for the repatriation provision. We have completed our evaluation of the repatriation provision. Based on our evaluation, we have determined that we cannot effectively repatriate earnings from foreign subsidiaries in 2005 under the repatriation provision.

In January 2003, the FASB issued Interpretation No. 46, *Consolidation of Variable Interest Entities, an Interpretation of ARB No. 51*, or FIN No. 46. FIN No. 46 requires certain variable interest entities to be consolidated by the primary beneficiary of the entity if the equity investors in the entity do not have the characteristics of a controlling financial interest or do not have sufficient equity at risk for the entity to finance its activities without additional subordinated financial support from other parties. In December 2003, the FASB issued a revision to FIN No. 46; for us, the revised provisions of FIN No. 46 must be applied for the first interim or annual period beginning after December 15, 2004. The adoption of FIN No. 46 did not have a material impact on our financial position, cash flows or results of operations.

Environmental and Other Liabilities Retained or Assumed by Others

We have agreements with former owners of certain of our operating locations under which the former owners retained, assumed and/or agreed to indemnify us against certain environmental and other liabilities. The most significant of these agreements was entered into at Koppers Inc.'s formation on December 29, 1988, which we refer to as the Acquisition. Under the related asset purchase agreement between us and Beazer East, subject to certain limitations, Beazer East retained the responsibility for and agreed to indemnify us against certain liabilities, damages, losses and costs, including, with certain limited exceptions, liabilities under and costs to comply with environmental laws to the extent attributable to acts or omissions occurring prior to the Acquisition, and liabilities related to products sold by Beazer East prior to the Acquisition, which we refer to as the Indemnity. Beazer Limited unconditionally guaranteed Beazer East's performance of the Indemnity pursuant to a guarantee, which we refer to as the Guarantee. Beazer Limited became a wholly owned indirect subsidiary of Hanson PLC on December 4, 1991. In 1998, Hanson PLC purchased an insurance policy under which the funding and risk of certain environmental and other liabilities relating to the former Koppers Company, Inc. operations of Beazer East (which includes locations purchased from Beazer East by us) are underwritten by Centre Solutions (a member of the Zurich Group) and Swiss Re.

The Indemnity provides different mechanisms, subject to certain limitations, by which Beazer East is obligated to indemnify Koppers Inc. with regard to certain environmental, product and other liabilities and imposes certain conditions on Koppers Inc. before receiving such indemnification, including in some cases, certain limitations regarding the time period as to which claims for indemnification can be brought. In July 2004, Koppers Inc. entered into an agreement with Beazer East to amend the environmental indemnification provisions of the December 29, 1988 asset purchase agreement to provide, among other things, for the continued tender of pre-closing environmental liabilities to Beazer East under the Indemnity through July 2019. As consideration for the agreement, Koppers Inc. agreed to pay Beazer East a total of \$7.0 million in four installments over three years and to share toxic tort litigation defense costs arising from any sites acquired from Beazer East. The first two payments of \$2.0 million each were made in July 2005 and 2004, respectively. The final two payments of \$2.0 million and \$1.0 million are due to be paid by us to Beazer East on July 1, 2006 and July 1, 2007, respectively. Koppers Inc. agreed to make these payments to Beazer to obtain an extension of the Indemnity to the year 2019. Qualified expenditures under the Indemnity are not subject to a monetary limit. The July 2004 amendment did not change the provisions of the Indemnity with respect to indemnification for non-environmental claims, such as product liability claims, which claims may continue to be asserted after July 2019.

Qualified expenditures under the Indemnity are not subject to a monetary limit. Qualified expenditures under the Indemnity include (i) environmental cleanup liabilities required by third parties, such as investigation, remediation and closure costs, relating to pre-December 29, 1988, or Pre-Closing, acts or omissions of Beazer East or its predecessors, (ii) environmental claims by third parties for personal injuries, property damages and natural resources damages relating to Pre-Closing acts or omissions of Beazer East or its predecessors, (iii) punitive damages for the acts or omissions of Beazer East and its predecessors without regard to the date of the alleged conduct and (iv) product liability claims for products sold by Beazer East or its predecessors without

[Table of Contents](#)

regard to the date of the alleged conduct. If the third party claims described in sections (i) and (ii) above are not made by July 2019, Beazer East will not be required to pay the costs arising from such claims under the Indemnity. However, with respect to any such claims which are made by July 2019, Beazer East will continue to be responsible for such claims under the Indemnity beyond July 2019.

Contamination has been identified at most of our manufacturing and other sites. Three sites owned and operated by us in the United States, as well as one former site, are listed on the National Priorities List promulgated under the Comprehensive Environmental Response, Compensation, and Liability Act of 1980, as amended, or CERCLA. The sites include our Gainesville, Florida wood treating facility; our Galesburg, Illinois wood treating facility; our Florence, South Carolina wood treating facility; and our former Feather River, California wood treating facility. Currently, at the properties acquired from Beazer East (which include all of the National Priorities List sites and all but one of the sites permitted under the Resource Conservation and Recovery Act, or RCRA, substantially all investigative, cleanup and closure activities are being conducted and paid for by Beazer East pursuant to the terms of the Indemnity. In addition, other of our sites are or have been operated under RCRA and various other environmental permits, and remedial and closure activities are being conducted at some of these sites.

To date, the parties that retained, assumed and/or agreed to indemnify us against the liabilities referred to above, including Beazer East, have performed their obligations in all material respects. We believe that, for the last three years, amounts paid by Beazer East as a result of its environmental remediation obligations under the Indemnity have averaged in total approximately \$11.6 million per year. If for any reason (including disputed coverage or financial incapability) one or more of such parties fail to perform their obligations and we are held liable for or otherwise required to pay all or part of such liabilities without reimbursement, the imposition of such liabilities on us could have a material adverse effect on our business, financial condition, cash flows and results of operations. Furthermore, we could be required to record a contingent liability on our balance sheets with respect to such matters, which could result in our having significant additional negative net worth.

Also, contamination has been detected at certain of our Australian facilities. These sites include our tar distillation facility in Mayfield, NSW, Australia and certain property adjacent to such facility and our wood protection chemicals facility in Trentham, Victoria, Australia, which has been listed on the Victorian register of contaminated sites. Our total reserves include \$1.7 million for estimated remediation costs at these sites.

Grenada. Koppers Inc., together with various co-defendants (including Beazer East), has been named as a defendant in five toxic tort lawsuits in state court in Mississippi and in 96 toxic tort lawsuits in federal court in Mississippi arising from the operation of the Grenada facility. The complaints allege that plaintiffs were exposed to harmful levels of various toxic chemicals, including creosote, pentachlorophenol and dioxin, as a result of soil, surface water and groundwater contamination and air emissions from the Grenada facility and, in four of the five state court cases, from an adjacent manufacturing facility operated by Heatcraft, Inc. In the state court actions, which include a total of approximately 225 plaintiffs, each plaintiff seeks compensatory damages from the defendants of at least \$5.0 million for each of seven counts and punitive damages of at least \$10.0 million for each of three counts. The Mississippi Supreme Court granted Koppers Inc.'s motions to transfer venue in four of the five state court cases to Grenada County, Mississippi (the fifth case was already filed in Grenada County) and to sever the claims of the plaintiffs. All of the state court cases which were not originally filed in Grenada County are in the process of being transferred to Grenada County. During Koppers Inc.'s appeal to the Mississippi Supreme Court, discovery in the state court cases was stayed. After such cases have been transferred to Grenada County, the stay of discovery in such cases is expected to be lifted. The federal court actions began with a complaint filed by approximately 110 plaintiffs in the case referred to as the "Beck" case. Pursuant to an order granting defendants' motion to sever, the court dismissed the claims of 98 plaintiffs in the Beck case without prejudice to their right to re-file their complaints. The claims of the 12 plaintiffs whose claims were not dismissed are still pending in the Beck case. In December 2005, 94 of the 98 plaintiffs in the Beck case whose claims were dismissed re-filed their complaints. The 12 remaining plaintiffs in the Beck case seek compensatory damages from the defendants in an unspecified amount and punitive damages of \$20.0 million for each of four

[Table of Contents](#)

counts. The plaintiffs in the 94 additional cases seek compensatory damages from Koppers Inc. of at least \$5.0 million for each of eight counts and punitive damages of at least \$10.0 million for each of three counts (alleged damages for trespass and nuisance are unspecified). There is also a federal court action referred to as the "Ellis" case. In the Ellis case, there are approximately 1,130 plaintiffs. Each plaintiff in the Ellis case seeks compensatory damages from Koppers Inc. of at least \$5.0 million for each of seven counts and punitive damages of at least \$10.0 million for each of three counts. Discovery in the Ellis case has been stayed. No discovery orders have been issued with respect to the 94 additional cases. The court ordered that the claims of the 12 remaining Beck plaintiffs must be tried separately. The first of these trials is scheduled to commence on April 17, 2006. The remaining 11 trials are scheduled to commence at the rate of approximately one trial per calendar quarter beginning upon the conclusion of the first trial. Three plaintiffs in the federal court cases filed a motion for injunctive relief contending that their properties were no longer habitable. They requested remediation or, alternatively, condemnation of their properties. This motion was denied by the court. Based on the experience of Koppers Inc. in defending previous toxic tort cases, we do not believe that the damages sought by the plaintiffs in the state court and federal court cases are supported by the facts of the cases. Koppers Inc. has not provided a reserve for these lawsuits because, at this time, it cannot reasonably determine the probability of a loss, and the amount of loss, if any, cannot be reasonably estimated. Although Koppers Inc. intends to vigorously defend these cases, there can be no assurance that an unfavorable resolution of these matters will not have a material adverse effect on our business, financial condition, cash flows and results of operations.

Somerville. In June 2005, Koppers Inc. was served with a putative class action lawsuit in federal court in Austin, Texas against it and other defendants including the Burlington Northern Santa Fe Railway Company, Monsanto Company, Dow Chemical Company and Vulcan Materials Company. The lawsuit alleged that several classes of past and present property owners and residents in the Somerville, Texas area numbering in excess of 2,500 suffered unspecified property damage and risk of personal injury as a result of exposure to various chemicals used at the Somerville, Texas wood treatment plant that is currently owned by Koppers Inc. On December 23, 2005, plaintiffs filed an amended complaint dropping their class action allegations and identifying 602 individual plaintiffs. The amended complaint seeks to recover compensatory and punitive damages within the jurisdictional limits of the court for, among other things, bodily injuries, pain and mental anguish, emotional distress, medical monitoring, medical expenses, lost wages, loss of consortium and property devaluation. Of the 17 separate counts in the amended complaint, five counts allege acts of intentional racial discrimination by the defendants. The defendants have not yet filed their answers to the amended complaint. Koppers Inc. has not provided a reserve for this lawsuit because, at this time, it cannot reasonably determine the probability of a loss, and the amount of loss, if any, cannot be reasonably estimated. Although Koppers Inc. intends to vigorously defend these cases, there can be no assurance that an unfavorable resolution of this matter will not have a material adverse effect on our business, financial condition, cash flows and results of operations.

Stickney. The Illinois Environmental Protection Agency, or the IEPA, has requested that Koppers Inc. conduct a voluntary investigation of soil and groundwater at its Stickney, Illinois carbon materials and chemicals facility. The IEPA advised Koppers Inc. that it made such request as a result of a reported release of oil-like material from Koppers Inc.'s property into an adjacent river canal. Koppers Inc. has agreed to conduct such investigation in cooperation with Beazer East and intends to seek contribution and/or indemnification from third parties with respect to a portion of such costs. Koppers Inc. has not provided a reserve for this matter because, at this time, it cannot reasonably determine the probability of a loss, and the amount of loss, if any, cannot be reasonably estimated.

Additionally, the United States Environmental Protection Agency, or the EPA, has issued a notice of violation to the Stickney plant alleging certain violations of the Clean Air Act relating to fugitive emissions. The EPA has proposed a fine of \$146,000 plus an undetermined amount of stipulated penalties for any past, similar violations. We intend to cooperate with the EPA, including conducting an audit of relevant operations, and are currently unable to estimate a range of loss, if any, regarding the stipulated penalties. A provision of \$100,000 has been made for this matter, which we believe is a reasonable approximation of the probable settlement based on the current status of negotiations.

Other Environmental Matters

In October 1996, we received a Clean Water Act information request from the EPA. This information request asked for comprehensive information on discharge permits, applications for discharge permits, discharge monitoring reports and the analytical data in support of the reports and applications. The EPA alleged that we violated various provisions of the Clean Water Act. We subsequently agreed, among other things, to a \$2.9 million settlement, payable in three annual installments. The first two payments, totaling \$1 million each, were made in April 2004 and 2003, respectively. The final payment of \$0.9 million was made in April 2005.

In August 2005, Koppers Inc. received a Clean Water Act information request from Region 4 of the EPA. Region 4 encompasses six of our facilities. This information request asked for comprehensive information on discharge permits, applications for discharge permits, discharge monitoring reports and the analytical data in support of the reports and applications as well as engineering studies and a limited number of specific inspection records. We intend to cooperate with the EPA and are currently unable to estimate a range of loss, if any, regarding this matter. Koppers Inc. has not provided a reserve for this matter because, at this time, it cannot reasonably determine the probability of a loss, and the amount of loss, if any, cannot be reasonably estimated.

Additionally, during an investigation we initiated at our Woodward Coke facility prior to its closure in January 1998, it was discovered that certain environmental records and reports related to the discharge of treated process water contained incomplete and inaccurate information. Corrected reports were submitted to the State of Alabama and EPA, which resulted in a complaint against us by EPA alleging certain civil and criminal violations of applicable environmental laws. We subsequently entered into a plea agreement and a related compliance agreement addressing this matter, which together provide, among other things, for the payment by us of a \$2.1 million fine to the government and \$0.9 million in restitution payable to the Black Warrior-Cahaba Rivers Land Trust in three equal annual installments beginning in December 2002. Our plea was entered in August 2002 and the sentencing occurred in December 2002. At the sentencing, the court, among other things, approved the terms of the plea agreement previously negotiated between us and EPA. The first two payments, totaling \$1.0 million each, were made in December 2003 and 2002, respectively. The final payment of \$1.0 million was completed in January 2005. A failure on our part to comply with the terms of the compliance agreement, plea agreement and probation could lead to significant additional costs and sanctions, including the potential for our suspension or debarment from governmental contracts.

In August 2005, the Pennsylvania Department of Environment Protection, or the PADEP, proposed a fine of \$1.3 million related to alleged water discharge exceedances from a storm water sewer pipe at our tar distillation facility in Clairton, Pennsylvania. We have proposed to undertake certain engineering steps at a cost of approximately \$1.5 million to address this matter pursuant to a consent order we are currently discussing with the PADEP. We intend to cooperate with the PADEP to resolve this matter. We have accrued \$300,000 for this matter, which we believe is a reasonable approximation of the probable settlement based on the current status of settlement negotiations.

Other Business Matters

There are currently no known viable substitutes for carbon pitch in the production of carbon anodes. However, in 2000, our largest carbon pitch customer announced that it was actively pursuing alternative anode technology that would eliminate the need for carbon pitch as an anode binder. No commercial development of this technology has occurred since this announcement. Although management does not believe that this alternative technology will be developed and used widely within the next five years, the potential development and implementation of this new technology could seriously impair our ability to profitably market carbon pitch and related co-products. Approximately 75% of our carbon pitch is sold to the aluminum industry under long-term contracts typically ranging from three to four years.

Global restructuring in the electrode and aluminum markets has resulted in reduced consumption volumes of carbon pitch in domestic markets. As a result, during 2003 we ceased production at our carbon materials facility

[Table of Contents](#)

in Woodward, Alabama and also determined that our port facility in Portland, Oregon is an impaired facility. As a result, restructuring and impairment charges of \$7.2 million and related charges of \$4.9 million were recorded to pre-tax income in the fourth quarter of 2003 for the Carbon Materials and Chemicals segment.

Over the last several years, utility pole demand has dropped as utilities in the United States and Australia have reduced spending due to competitive pressures arising from excess capacity and deregulation. It is expected that excess capacity and deregulation will continue to negatively affect both new and replacement pole installation markets.

Quantitative and Qualitative Disclosures About Market Risk

Like other global companies, we are exposed to market risks relating to fluctuations in interest rates and foreign currency exchange rates. The objective of our financial risk management is to minimize the negative impact of interest rate and foreign exchange rate fluctuations on our earnings, cash flows and equity.

To manage the interest rate risks, we use a combination of fixed and variable rate debt. This reduces the impact of short-term fluctuations in interest rates. To manage foreign currency exchange rate risks, we enter into foreign currency debt instruments that are held by our foreign subsidiaries. This reduces the impact of fluctuating currencies on net income and equity. We also use forward exchange contracts to hedge firm commitments up to twelve months and all such contracts are marked to market with the recognition of a gain or loss at each reporting period.

As required by SEC rules, the following analyses present the sensitivity of the market value, earnings and cash flows of our financial instruments and foreign operations to hypothetical changes in interest and exchange rates as if these changes occurred at December 31, 2004 and 2003. The range of changes chosen for these analyses reflects our view of changes which are reasonably possible over a one-year period. Market values are the present values of projected future cash flows based on the interest rate and exchange rate assumptions. These forward-looking statements are selective in nature and only address the potential impacts from financial instruments and foreign operations. They do not include other potential effects that could impact our business as a result of these changes.

Interest Rate and Debt Sensitivity Analysis. Our exposure to market risk for changes in interest rates relates primarily to our debt obligations. As described in Note 3 of our Notes to Consolidated Financial Statements, we have both fixed and variable rate debt to manage interest rate risk and to minimize borrowing costs. In January 2004, we also entered into an interest rate swap arrangement with respect to \$50.0 million of the Senior Secured Notes. (See “— Liquidity and Capital Resources.”)

At December 31, 2004, we had \$400.8 million of fixed rate debt and \$112.0 million of variable rate debt (including the swap). At December 31, 2003 we had \$273.8 million of fixed rate debt and \$66.9 million of variable rate debt (including the swap referred to above). Our ratio of variable rate debt at December 31, 2004, including the interest rate swap referred to above, was approximately 22%, reflecting a small increase in the ratio from 19% in the previous period. For fixed rate debt, interest rate changes affect the fair market value but do not impact earnings or cash flows. For variable rate debt, interest rate changes generally do not affect the fair market value but do impact future earnings and cash flows, assuming other factors are held constant.

Holding other variables constant (such as debt levels and foreign exchange rates), a one percentage point decrease in interest rates at December 31, 2004 and 2003 would have increased the unrealized fair market value of the fixed rate debt by approximately \$24.0 million and \$19.4 million, respectively. The earnings and cash flows for the next year assuming a one percentage point increase in interest rates would decrease approximately \$1.1 million, holding other variables constant.

Exchange Rate Sensitivity Analysis. Our exchange rate exposures result primarily from our investment and ongoing operations in Australia, Denmark and the United Kingdom. Holding other variables constant, if there were a ten percent reduction in all relevant exchange rates, the effect on our earnings, based on actual earnings from foreign operations for the years ended December 31, 2004 and 2003, would be reductions of approximately \$1.6 million and \$1.5 million, respectively.

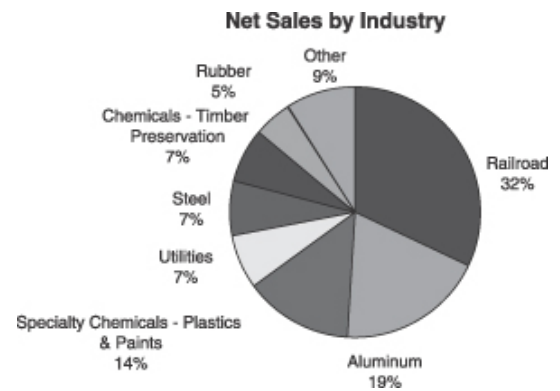
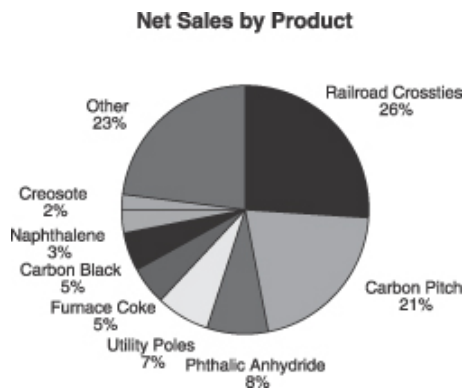
BUSINESS

General

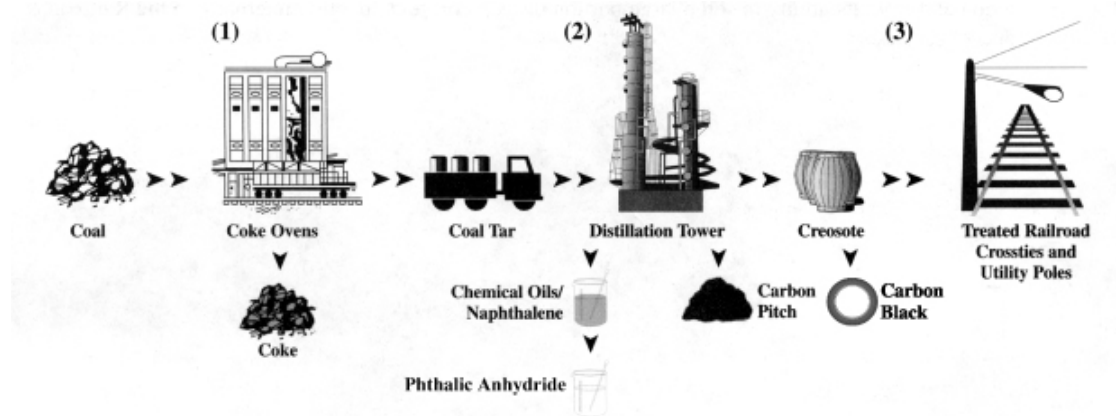
We are a leading integrated global provider of carbon compounds and commercial wood treatment products. Our products are used in a variety of niche applications in a diverse range of end-markets, including the aluminum, railroad, specialty chemical, utility, rubber and steel industries. We provide products which represent only a small portion of our customers’ costs but are essential inputs into the products they produce and the services they provide. In the aggregate, we believe that we maintain the number one market position by volume in a majority of our principal product lines in North America, Australia and Europe. Approximately 56% of our net sales for 2004 were generated from products in which we have the number one market share position by volume in those three geographic regions. We serve our customers through a comprehensive global manufacturing and distribution network, including 35 manufacturing facilities located in North America, Australasia, China, Europe and South Africa. We conduct business in 73 countries with over 2,600 customers, many of which are leading companies in their respective industries, including Alcoa Inc., CSX Transportation, Inc., Union Pacific Railroad Company, Norfolk Southern Corporation and Burlington Northern Santa Fe Railway. We believe that our customers place significant value on our industry-leading “Koppers” brand, which for more than 70 years has maintained a reputation for quality, reliability and customer service. We maintain long-standing relationships with many of our customers and have conducted business with our top ten customers for an average of 16 years. For the twelve months ended September 30, 2005, we generated net sales of \$999.7 million, net income of \$10.8 million and EBITDA of \$103.7 million. For a reconciliation of EBITDA to net income, see footnote (6) under “Summary—Summary Historical Consolidated Financial Data.”

We operate two principal businesses, Carbon Materials & Chemicals and Railroad & Utility Products. Through our Carbon Materials & Chemicals business (58% of 2004 net sales), we believe we are the largest distiller of coal tar in North America, Australia, the United Kingdom and Scandinavia. We process coal tar into a variety of products, including carbon pitch, creosote and phthalic anhydride, which are critical intermediate materials in the production of aluminum, the pressure treatment of wood and the production of plasticizers and specialty chemicals, respectively. Through our Railroad & Utility Products business (42% of 2004 net sales), we are the largest North American supplier of railroad crosssties. Our other commercial wood treatment products include the provision of utility poles to the electric and telephone utility industries.

The following charts provide a breakdown of our 2004 net sales by product and industry:



Our operations are, to a substantial extent, vertically integrated and employ a variety of processes, as illustrated in the following flow diagram:



We were formed in November 2004 by Saratoga Partners III, L.P. and its affiliates and certain of our employees and members of our board of directors as a holding company for Koppers Inc. in a transaction in which all of the capital stock of Koppers Inc. was converted into shares of common and preferred stock of Koppers Holdings and Koppers Inc. became a wholly owned subsidiary of Koppers Holdings. Koppers Holdings does not have any operations independent of Koppers Inc., except as to administrative matters and except that Koppers Holdings is the sole obligor on its Senior Discount Notes due 2014. Koppers Inc. was formed in 1988 to facilitate the acquisition of certain assets of the company now known as Beazer East, Inc. Our principal shareholders are Saratoga Partners III, L.P. and its affiliates, a New York based investment firm managed by Saratoga Management Company LLC, and certain of our employees and members of our board of directors.

Industry Overview

Coal tar is a by-product generated through the processing of coal into coke for use in steel and iron manufacturing. We produce and distribute a variety of intermediate chemical products derived from the coal tar distillation process, including the co-products of the distillation process. During the distillation process, heat and vacuum are utilized to separate coal tar into three primary components: carbon pitch (approximately 50%), creosote oils (approximately 30%) and chemical oils (approximately 20%). Because all coal tar products are produced in relatively fixed proportion to carbon pitch, the level of carbon pitch consumption generally determines the level of production of other coal tar products.

We believe that demand for aluminum and railroad track maintenance substantially drive growth in our two principal businesses. Through our leading market positions and global presence, we believe we are uniquely well-positioned to capitalize on favorable trends within our end-markets. According to the King Report, worldwide aluminum production increased 6.5% to 29.8 million metric tons in 2004 and is expected to grow by 7.6% in 2005 and 6.8% in 2006. Carbon pitch requirements for the aluminum industry were 2.8 million metric tons in 2004 and are expected to grow as a function of growth in aluminum production.

The North American phthalic anhydride industry has production capacity of approximately 1.2 billion pounds and is a feedstock for plasticizers, unsaturated polyester resins, alkyd resins and other miscellaneous chemicals.

The railroad crosstie business is benefiting and will likely continue to benefit from positive general economic conditions in the railroad industry and from expected increases in spending on both new track and existing track maintenance. The RTA estimates that approximately 13.7 million crossties for Class 1 railroads, were installed in the United States in 2004 and approximately 14.0 million crossties were projected to be installed in 2005. The RTA projects demand to increase by 9.2% to 15.3 million crossties in 2006.

[Table of Contents](#)

The U.S. market for treated wood utility pole products is characterized by a large number of small producers selling into a price-sensitive industry. The utility pole market is highly fragmented domestically with over 200 investor-owned electric and telephone utilities and 2,800 smaller municipal utilities and rural electric associations.

On August 10, 2005, the President signed a federal transportation bill into law that provides \$286.5 billion of funding for various projects in the transportation industry. This legislation is the most comprehensive legislation for the transportation industry since the last transportation bill expired in 2003. Although it is difficult to estimate the impact of this legislation on our business, we believe that it is likely to benefit us directly by increased sales related to projects identified in the legislation or indirectly as additional railroad capital can be reallocated to infrastructure maintenance priorities.

Key Competitive Strengths

Leading Market Positions Across Business Segments. We are a leading integrated global provider of carbon compounds and commercial wood treatment products. With respect to coal tar distillation, we believe that we account for approximately 55% of the total North American capacity and 100% of the total capacity of each of Australia and the United Kingdom. We believe our leading market positions and excellent reputation provide us with significant advantages in gaining new business, sourcing raw materials cost-effectively and reliably providing products to our customers.

The following table sets forth our leading market position for each of our principal product lines in our three major geographic regions:

	<u>2004 Net Sales</u>	<u>Estimated % of Market</u>	<u>Market Position</u>
	(in millions)		
North American Market			
Railroad Crossties (U.S.)	\$ 246.1	55%	#1
Carbon Pitch (1)	75.4	49%	#1
Phthalic Anhydride (2)	71.4	37%	#1
Australian Market			
Carbon Pitch	\$ 53.8	81%	#1
Wood Preservatives	48.1	50%	#1
Carbon Black	30.1	80%	#1
Utility Poles	11.8	66%	#1
European Market			
Carbon Pitch	\$ 47.6	14%	#3

(1) Only refers to carbon pitch sales to the aluminum industry.

(2) Only refers to merchant market sales of phthalic anhydride.

Strong Customer Relationships Under Contract Arrangements. Our reputation and industry-leading “Koppers” brand have enabled us to establish strong relationships with leading companies in their respective industries. We sell our products to six of the seven Class 1 railroads and to three of the five largest aluminum producers globally. All of our top ten customers are served under long-term contracts with an average length of six years, typically with provisions for periodic pricing reviews. Approximately 56% of our 2004 net sales were made to customers with whom we have contract arrangements of two or more years. Our global presence and strategically located facilities make us a preferred provider of our customers’ requirements. For example, we believe that in 2004 we provided, on average, a majority of the carbon materials and commercial wood treatment product requirements of our top ten customers.

[Table of Contents](#)

Diverse End-Markets and Global Presence. We sell our carbon materials and wood treatment products to diverse markets. Our approximately 2,600 customers operate in diverse end-markets such as aluminum, railroads, specialty chemicals, including polyester resins, paints, coatings and plasticizers, steel, utilities, rubber, wood preservation, roofing and pavement sealers. During 2004, North America, Australasia, including China, and Europe represented 66%, 21% and 13% of our net sales, respectively. Our global presence enables us to capitalize on opportunities to increase sales of our existing product portfolio into higher-growth emerging economies, such as China, the Middle East, India and Eastern Europe. We believe that our broad product line, geographic presence and end-markets allow us to reduce our exposure to any one geographic region or end-market and to generate stable growth. Over the last five fiscal years, our revenues have grown at a compound annual growth rate of 5.4%.

Cost Advantage Through Vertical Integration. The degree of vertical integration in our business enables us to utilize products produced in our Carbon Materials & Chemicals business in our manufacturing processes, providing us with significant cost and supply advantages. In 2004, we used approximately 75% of our creosote, a major co-product of the coal tar distillation process, as a raw material in the treatment of wood by our Railroad & Utility Products business. We also believe that we have a significant cost advantage over our competitors as a result of our ability to use internally generated naphthalene as a primary feedstock in the production of phthalic anhydride. All of our domestic competitors currently use orthoxylene, which is generally a higher-cost feedstock than naphthalene, in the production of phthalic anhydride. In addition, internally generated products provide a more reliable source of feedstock for our wood treatment and phthalic anhydride products.

Experienced and Incentivized Management Team. Our senior management team has an average of 27 years of industry experience. Our president and chief executive officer, Walter W. Turner, has over 36 years of industry experience. Prior to the offering, our directors, management team and employees beneficially own approximately 24% of our equity.

Our Business Strategy

Capitalize on Attractive Growth Opportunities. We believe our existing key end-markets, especially the aluminum and railroad industries, and geographic focus provide attractive growth opportunities. We are well positioned to capitalize on these opportunities. In addition, we intend to pursue growth opportunities in three ways:

- *New Regional Expansion:* We intend to leverage our global reach by capitalizing on opportunities in high-growth regions such as China, the Middle East, India and Eastern Europe and expect demand for our products in these regions to grow faster than in our core markets. For example, in 1999 we entered into a joint venture with TISCO in Tangshan, China to establish a platform in the fast growing Asian markets.
- *Selective Acquisitions:* We intend to continue to selectively pursue complementary opportunities in areas that enable us to build upon our product portfolio, expand our customer base and leverage our existing customer relationships. For example, in April 2005, we acquired the business and assets of U.K. based Lambson Speciality Chemicals Limited. This acquisition provides us with an opportunity to expand and enhance our relationships with existing suppliers and customers and enables us to further diversify our product lines through the production and sale of various specialty chemicals.
- *Development of New Products:* We expect to expand many of our product lines through the development of related products to meet new end-use applications. For example, we have introduced a coal tar and petroleum pitch blend that results in up to a 60% reduction in the regulated constituents in air emissions from aluminum smelters utilizing the Soderberg process. In addition, we will soon introduce a new carbon foam product that has wide-ranging applications in the telecommunication and transportation markets. We also have patents pending for, and we are in the developmental stage of, new pitch products to be used in friction materials (brakes), carbon, graphite and rubber products.

Maximize Cash Flow and Reduce Financial Leverage. We expect to reduce our financial leverage by using a portion of our net proceeds from this offering and a portion of cash flow from operations after required

[Table of Contents](#)

capital expenditures. We will maintain a disciplined approach to our capital spending and working capital management in order to maximize free cash flow, while continuing to support our well maintained fixed asset base and deliver superior service to our customers. We have historically generated substantial cash flow from operations and have funded our capital expenditure and working capital requirements through internal cash flow generation.

Continue Productivity and Cost Reduction Initiatives. We are focused on improving our profitability and cash flows by achieving productivity enhancements and by improving our cost platform. For example, in 2003 we implemented a number of initiatives to rationalize our capacity, streamline operations and improve productivity.

During the fourth quarter of 2003 we determined that capacity rationalization was required in our U.S. Carbon Materials & Chemicals business to increase competitiveness within the North American aluminum market. Accordingly, in December 2003 we ceased production at our carbon materials facility in Woodward, Alabama. Additionally, during the fourth quarter of 2003 we concluded that our carbon materials port operation in Portland, Oregon was an impaired facility based on its current and long-term economic prospects as a result of recent negotiations with a significant customer. In September 2003, we closed our Logansport, Louisiana wood treating plant due to deteriorating local market conditions for utility products. These initiatives were completed on schedule and within budget and have improved our annual profitability by approximately \$4.9 million.

During the second quarter of 2005, we incurred an impairment charge of \$0.3 million related to assets at our wood treating facility in Montgomery, Alabama. The impairment charge is related to the closure of the facility in September 2005. The ceasing of production and closure of the facility is expected to increase capacity utilization at certain other wood treating plants and provide for improved operating efficiencies and profitability for the business. We continually review under-performing assets with the purpose of improving productivity and enhancing our return on invested capital. We have identified several opportunities available over the next two to three years to further enhance our productivity and profitability.

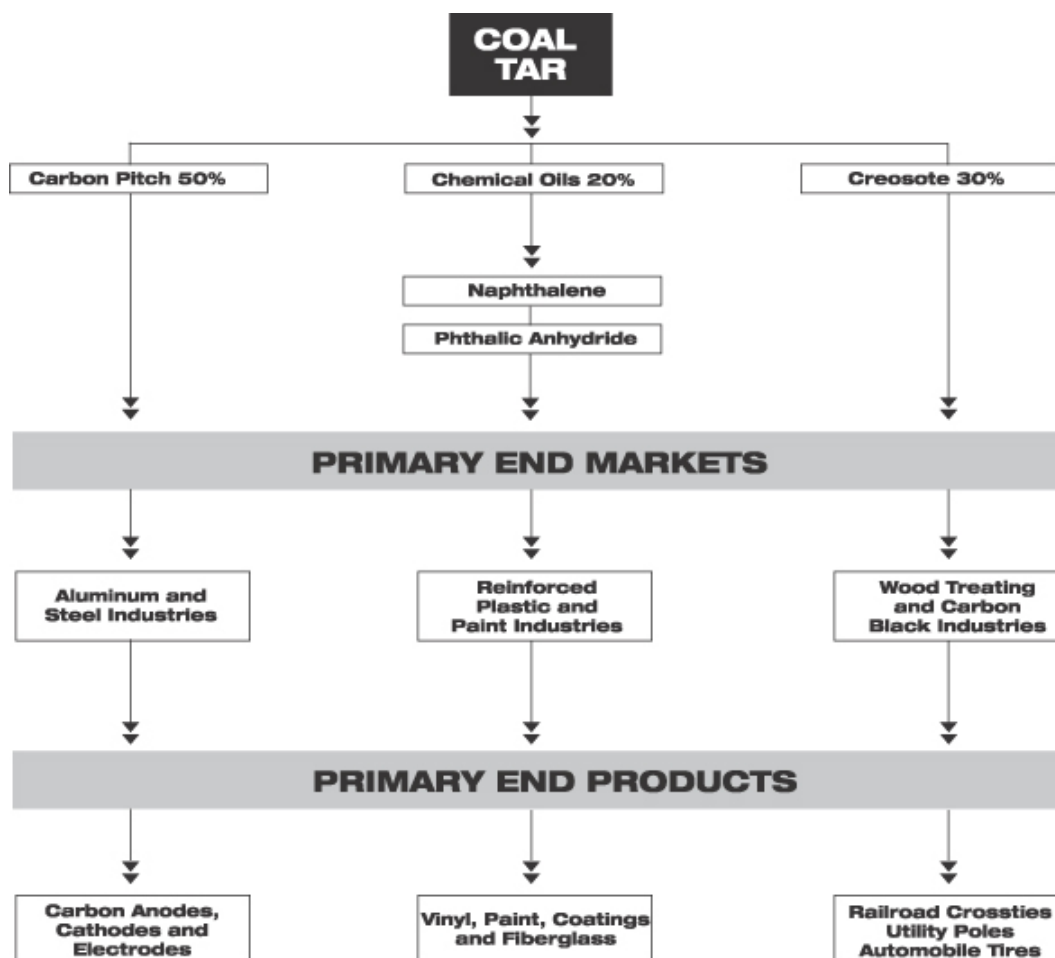
Carbon Materials & Chemicals

Our Carbon Materials & Chemicals business manufactures five principal products: (a) carbon pitch, used in the production of aluminum and steel; (b) phthalic anhydride, used in the production of plasticizers and polyester resins; (c) creosote, used in the treatment of wood; (d) carbon black (and carbon black feedstock), used in the manufacture of rubber tires; and (e) furnace coke, used in steel production. Carbon pitch, phthalic anhydride, creosote and carbon black feedstock are produced through the distillation of coal tar, a by-product of the transformation of coal into coke. The Carbon Materials & Chemicals business' profitability is impacted by its cost to purchase coal tar in relation to its prices realized for carbon pitch, phthalic anhydride, creosote and carbon black. We have three tar distillation facilities in the United States, one in Australia, one in China, one in Denmark and two in the United Kingdom, strategically located to provide access to coal tar and to facilitate better service to our customers with a consistent supply of high-quality products. For 2004, 2003 and 2002, respectively, principal products comprised the following percentages of net sales for Carbon Materials & Chemicals (excluding intercompany sales): (i) carbon pitch, 36%, 38% and 39%; (ii) phthalic anhydride, 14%, 12% and 12%; (iii) carbon black (and carbon black feedstock), 9%, 10% and 9%; (iv) furnace coke, 9%, 8% and 9%; and (v) creosote, 3%, 4% and 5%.

We believe we have a strategic advantage over our competitors based on our ability to access coal tar from many global suppliers and subsequently blend such coal tars to produce carbon pitch with the consistent quality important in the manufacturing of quality anodes for the aluminum industry. Our eight coal tar distillation facilities, four of which have port access, and three carbon pitch terminals give us the ability to offer customers multiple sourcing and a consistent supply of high quality products. In anticipation of potential reductions of U.S. coke capacity, we have secured coal tar supply through long-term contracts.

Coal tar distillation involves the conversion of coal tar into a variety of intermediate chemical products in processes beginning with distillation. During the distillation process, heat and vacuum are utilized to separate coal tar into three primary components: carbon pitch (approximately 50%), creosote oils (approximately 30%) and chemical oils (approximately 20%).

Our Carbon Materials & Chemicals business manufactures its primary products and sells them directly to our customers through long-term contracts and purchase orders negotiated by our regional sales personnel and coordinated through our global marketing officer at corporate headquarters. We maintain inventories at our plant locations and do not factor our inventories or receivables to third parties.



Carbon Pitch

We produce carbon pitch through the tar distillation process. Sales terms are negotiated by centralized sales departments in the United States, Australia and Europe and are generally evidenced by long-term sales contracts and purchase orders which are coordinated through our global marketing group at corporate headquarters.

[Table of Contents](#)

Over 75% of our carbon pitch is sold to the aluminum industry under long-term contracts typically ranging from three to five years, many with provisions for periodic pricing reviews. Demand for carbon pitch generally has fluctuated with production of primary aluminum. However, global restructuring in the electrode and aluminum markets during the past several years has resulted in reduced volumes in domestic markets. Because all coal tar products are produced in relatively fixed proportion to carbon pitch, the level of carbon pitch consumption generally determines the level of production of other coal tar products. The commercial carbon industry, the second largest user of carbon pitch, uses carbon pitch to produce electrodes and other specialty carbon products for the steel industry. There are currently no known viable substitutes for carbon pitch in the production of carbon anodes used in the aluminum production process.

Creosote

We produce creosote as a co-product of the tar distillation process. Sales terms for external creosote sales are negotiated by centralized sales departments in the United States and Europe and are generally evidenced by long-term sales contracts and purchase orders.

Creosote is used as a commercial wood treatment to preserve railroad crossties and lumber, utility poles and piling. To the extent that we have excess creosote that is not sold for use in treating wood products, distillate oils are sold into the carbon black market rather than being blended to creosote specifications.

Globally, approximately 75% of our total creosote production was sold to our Railroad & Utility Products business in 2004. The Railroad & Utility Products business purchases substantially all of its creosote from the Carbon Materials & Chemicals business. We are the only competitor in this market that is integrated in this fashion. The remainder of our creosote is sold to railroads or to other wood treaters. We have several competitors in the creosote market.

Carbon Black

Carbon black is manufactured in Australia at a carbon black facility using both petroleum oil and coal tar based feedstocks, which are subjected to heat and rapid cooling within a reactor. Additionally, tar-based carbon black feedstock is manufactured as a co-product of the tar distillation process and can be produced at our three domestic, one Australian, one Chinese, and three European tar distillation facilities. Sales terms are negotiated by centralized sales departments in Australia, the United States and Europe and are generally evidenced by long-term sales contracts and purchase orders.

Phthalic Anhydride

We manufacture phthalic anhydride using both internally-sourced naphthalene, a by-product of the tar distillation process, and externally-sourced orthoxylene. Sales terms are negotiated by a centralized sales department in the United States and are generally evidenced by long-term sales contracts and purchase orders.

Chemical oils resulting from the distillation of coal tars are further refined by us into naphthalene, which is the primary feedstock used by us for the production of phthalic anhydride. The primary markets for phthalic anhydride are in the production of plasticizers, unsaturated polyester resins and alkyd resins. Naphthalene is also sold into the industrial sulfonate market for use as dispersants in the concrete additive and gypsum board markets. Additional end-uses include oil field additives, agricultural emulsifiers, synthetic tanning agents and dyestuffs.

On a worldwide basis, naphthalene and orthoxylene, a refined petroleum derivative, are both used as feedstock for the production of phthalic anhydride. We are the only North American phthalic anhydride producer capable of utilizing both orthoxylene and naphthalene for this production. Our ability to utilize naphthalene as a by-product of coal tar distillation gives us a stable supply of feedstock. We believe that our ability to utilize our

[Table of Contents](#)

internally produced naphthalene gives us a lower-cost feedstock for the production of phthalic anhydride since historically our cost to produce naphthalene has been lower than our cost to purchase orthoxylene. However, prior to 2004 there were difficult market conditions and corresponding low operating rates for most producers. Market conditions for phthalic anhydride improved in 2004 and are expected to remain stable during 2005.

Furnace Coke

We produce furnace coke using its primary raw material, coal. Sales terms are negotiated by a centralized sales department in the United States, and all coke is currently sold to one customer under a three year sales contract.

Furnace coke is a carbon and fuel source required in the manufacturing of steel. Coal, the primary raw material, is carbonized in oxygen-free ovens to obtain the finished product. Coke manufacturers are either an integrated part of a steel company or, as in our case, operate independently and are known as "merchant producers."

Our coke business consists of one production facility located in Monessen, Pennsylvania, which produces furnace coke. The plant consists of two batteries with a total of 56 ovens and has a total capacity of approximately 350,000 tons of furnace coke per year. All of the ovens were rebuilt in 1980 and 1981, which, together with recent improvements, makes our Monessen facility one of the most modern coking facilities in the United States.

Before the expiration of the related tax law at December 31, 2002, our Monessen facility qualified for a tax credit based on its production of coke as a non-conventional fuel and the sale thereof to unrelated third parties. The tax credit generated per ton of coke sold was tied to a per barrel of oil equivalent determined on a BTU basis and adjusted annually for inflation. The value of this tax credit per ton of coke was approximately \$28.00 in 2002. In December 1999, we entered into a transaction with a third party which resulted in substantially all tax credits generated as a result of the production and sale of coke at our Monessen facility being transferred to the third party. In 2003 and 2002, we earned \$0.1 million and \$9.8 million, respectively, for the transfer of tax credits (the 2003 amount was a retroactive inflation adjustment). The tax credits expired at the end of 2002. Prior to the Monessen transaction, we earned these credits.

Other Products

We are also a 51% owner of a timber preservation chemicals business that operates throughout Australia, New Zealand, Southeast Asia and South Africa. Timber preservation chemicals are used to impart durability to timber products used in building/construction, agricultural and heavy-duty industrial markets. The most commonly used chemicals are copper chrome arsenates, light organic solvent preservatives, copper co-biocides, sapstain control products and creosote.

Roofing pitch and refined tars are also produced in smaller quantities and are sold into the commercial roofing and pavement sealer markets, respectively. Koppers Inc. sells roofing warranties to certain customers for its built-up roofing systems which are installed by third party contractors, approved by Koppers Inc., who use its roofing products.

On August 8, 2005, the President signed the Energy Policy Act of 2005 into law. Included in this legislation are Section 29 Energy Tax Credits earned for the production and sale of coke to a third party. These credits against federal income tax will be earned in conjunction with the coke operations at our Monessen, Pennsylvania facility. The tax credit generated per ton of coke sold is tied to a per barrel of oil equivalent on a BTU basis and adjusted annually for inflation. The credits are effective January 2006, expire December 2009 and can be carried forward for 20 years. Based on our understanding of the legislation and subject to final determination of an oil price range, we expect to earn up to \$4 million per year of credits that will reduce federal income taxes.

[Table of Contents](#)

The Carbon Materials & Chemicals business' ten largest customers represented approximately 44%, 44% and 47% of the business' net sales for 2004, 2003 and 2002, respectively. We have a number of global competitors in the carbon pitch market.

Coal tar is purchased from a number of outside sources as well as from our Monessen facility. Primary suppliers are United States Steel Corporation, International Steel Group, China Steel Chemical Corporation, Bluescope Steel (AIS) Pty. Limited, OneSteel Manufacturing Pty. Ltd., Corus Group PLC and Wheeling-Pittsburgh Steel Corporation.

Management believes that our ability to source coal tar and carbon pitch from overseas markets through our foreign operations, as well as our research of petroleum feedstocks, will assist in securing an uninterrupted supply of carbon pitch feedstocks.

In 1999, we entered into a joint venture agreement with TISCO to rehabilitate and operate a tar distillation facility in China. The joint venture, Koppers China, is 60% owned by us and began production of coal tar products in 2001. On January 1, 2004, we resumed operating control of Koppers China and began to consolidate its results in the first quarter of 2004. See "Management's Discussion and Analysis of Financial Condition and Results of Operations—Other Matters."

Railroad & Utility Products

We market commercial wood treatment products primarily to the railroad and public utility markets, primarily in the United States and Australasia. The Railroad & Utility Products business' profitability is influenced by the demand for railroad products by Class 1 railroads, demand for transmission and distribution poles by electric and telephone utilities and its cost to procure wood. For the year ended December 31, 2004, sales of railroad products represented approximately 80% of the Railroad & Utility Products business' net sales. Railroad products include procuring and treating items such as crossties, switch ties and various types of lumber used for railroad bridges and crossings. Utility products include transmission and distribution poles for electric and telephone utilities and piling used in industrial foundations, beach housing, docks and piers. The Railroad & Utility Products business operates 17 wood treating plants, one specialty trackwork facility, one co-generation facility and pole distribution yards located throughout the United States and Australia. Our network of plants is strategically located near timber supplies to enable us to access raw materials and service customers effectively. In addition, our crosstie treating plants typically abut railroad customers' track lines, and our pole distribution yards are typically located near our utility customers.

Our Railroad & Utility Products business manufactures its primary products and sells them directly to our customers through long-term contracts and purchase orders negotiated by our regional sales personnel and coordinated through our marketing group at corporate headquarters. We maintain inventories at our plant locations and procurement yards and do not factor our inventories or receivables to third parties.

The Railroad & Utility Products business' largest customer base is the Class 1 railroad market, which buys 79% of all crossties produced in the United States. We have also been expanding key relationships with some of the approximately 550 short-line and regional rail lines. The railroad crosstie market is a mature market with approximately 20 million replacement crossties purchased during 2004, representing an estimated \$560.0 million in sales. We currently have contracts with six of the seven North American Class 1 railroads and have enjoyed long-standing relationships with this important customer base. These relationships have been further strengthened recently due to our ability to absorb additional treating volumes into our existing infrastructure, with such additional volumes resulting from the exit of a major competitor from the wood treating business. We intend to focus on integrating this additional treating volume while capitalizing on our relationships with railroads by offering an expanded list of complementary product offerings that the railroads may be interested in outsourcing.

Historically, investment trends in track maintenance by domestic railroads have been linked to general economic conditions in the country. During recessions, the railroads have typically deferred track maintenance

[Table of Contents](#)

until economic conditions improve. Recently, however, the Class 1 railroads have increased their spending on track maintenance, which has caused an increase in demand for railroad crossties. Management believes this increase in demand will continue for the near term.

Hardwoods, such as oak and other species, are the major raw materials in wood crossties. Hardwood prices, which account for approximately 68% of a finished crosstie's cost, fluctuate with the demand from competing hardwood lumber markets, such as oak flooring, pallets and other specialty lumber products. Normally, raw material price fluctuations are passed through to the customer according to the terms of the applicable contract. Weather conditions can be a factor in the supply of raw material, as unusually wet conditions may make it difficult to harvest timber.

In the United States, hardwood lumber is procured by us from hundreds of small sawmills throughout the northeastern, midwestern and southern areas of the country. The crossties are shipped via rail car or trucked directly to one of our eleven crosstie treating plants, all of which are on line with a major railroad. The crossties are either air-stacked for a period of six to twelve months or artificially dried by a process called boultonizing. Once dried, the crossties are pressure treated with creosote, a product of our Carbon Materials & Chemicals business.

Our top ten Railroad & Utility Products accounts comprised approximately 68%, 70% and 66% of Railroad & Utility Products' net sales for 2004, 2003 and 2002, respectively, and many are serviced through long-term contracts ranging from one to seven years on a requirements basis. Our sales to the railroad industry are coordinated through our office in Pittsburgh, Pennsylvania. There are several principal regional competitors in this market.

We believe that the threat of substitution for the wood crosstie is low due to the higher cost of alternative materials. Concrete crossties, however, have been identified by the railroads as a feasible alternative to wood crossties in limited circumstances. In 1991, we acquired a 50% partnership interest in KSA Limited Partnership, a concrete crosstie manufacturing facility in Portsmouth, Ohio, in order to take advantage of this growth opportunity. In 2004, an estimated 0.7 million concrete crossties, or 4% of total tie insertions, were installed by Class 1 railroads. We believe that concrete crossties will continue to command approximately this level of market share. While the cost of material and installation of a concrete crosstie is much higher than that of a wood crosstie, the average lives of wood and concrete crossties are similar.

Utility poles are produced mainly from softwoods such as pine and fir in the United States and from hardwoods of the eucalyptus species in Australia. Most of these poles are purchased from large timber owners and individual landowners and shipped to one of our pole-peeling facilities. While crossties are treated exclusively with creosote, we treat poles with a variety of preservatives, including pentachlorophenol, copper chrome arsenates and creosote.

In the United States the market for utility pole products is characterized by a large number of small, highly competitive producers selling into a price-sensitive industry. The utility pole market is highly fragmented domestically, with over 200 investor-owned electric and telephone utilities and 2,800 smaller municipal utilities and rural electric associations. Approximately 2.25 million poles are purchased annually in the United States, with a smaller market in Australia. In recent years we have seen our utility pole volumes decrease due to industry deregulation, its impact on maintenance programs, and overcapacity in the pole treating business. We expect demand for utility poles to remain at low levels. In Australia, in addition to utility poles, we market smaller poles to the agricultural, landscape and vineyard markets.

During 2004, sales of pole products accounted for approximately 20% of Railroad & Utility Products' net sales. We have nine principal competitors in the utility products market. There are few barriers to entry in the utility products market, which consists of regional wood treating companies operating small to medium-size plants and serving local markets.

Equity Investments and Related Parties

Domestic Joint Venture: KSA Limited Partnership

KSA Limited Partnership, located in Portsmouth, Ohio, produces concrete crossties, a complementary product to our wood treatment crosstie business. We own 50% of KSA, with the other 50% owned by subsidiaries of Lehigh Cement Company. KSA Limited Partnership also provides concrete turnouts, used in rail traffic switching, and used crosstie rehabilitation.

Research and Development

As of December 31, 2004, we had 11 full-time employees engaged in research and development and technical service activities. Our research efforts are directed toward new product development regarding alternate uses for coal tar and technical service efforts to promote the use of creosote. We believe the research and technical efforts provided in these areas are adequate to maintain a leadership position in the technology related to these products. Expenditures for research and development for 2004, 2003 and 2002 were \$2.2 million, \$2.3 million and \$2.9 million, respectively.

Technology and Licensing

In 1988, we acquired certain assets from Koppers Company, Inc., including the patents, patent applications, trademarks, copyrights, transferable licenses, inventories, trade secrets and proprietary processes used in the businesses acquired. The most important trademark acquired was the name “Koppers.” The association of the name with the chemical, building, wood preservation and coke industries is beneficial to our company, as it represents long-standing, high quality products. As long as we continue to use the name “Koppers” and comply with applicable registration requirements, our right to use the name “Koppers” should continue without expiration. The expiration of other intellectual property rights is not expected to materially affect our business.

Environmental Matters

Our operations and properties are subject to extensive federal, state, local and foreign environmental laws and regulations relating to protection of the environment and human health and safety, including those concerning the treatment, storage and disposal of wastes, the investigation and remediation of contaminated soil and groundwater, the discharge of effluents into waterways, the emission of substances into the air, as well as various health and safety matters. Environmental laws and regulations are subject to frequent amendment and have historically become more stringent. We have incurred and could incur in the future significant costs as the result of our failure to comply with, and liabilities under, environmental laws and regulations, including cleanup costs, civil and criminal penalties, injunctive relief and denial or loss of, or imposition of significant restrictions on, environmental permits. In addition, we have been and could in the future be subject to suit by private parties in connection with alleged violations of or liabilities under environmental laws and regulations.

We accrue for environmental liabilities when a determination can be made that they are probable and reasonably estimable. Total environmental reserves at September 30, 2005, December 31, 2004 and December 31, 2003 were approximately \$3.7 million, \$4.7 million and \$7.5 million, respectively, which include provisions primarily for environmental fines and soil remediation. For the last three years, our annual capital expenditures in connection with environmental control facilities averaged approximately \$5.5 million, and annual operating expenses for environmental matters, excluding depreciation, averaged approximately \$9.1 million. Management estimates that capital expenditures in connection with matters relating to environmental control facilities will be approximately \$7 million for 2005. We believe that we will have continuing significant expenditures associated with compliance with environmental laws and regulations and, to the extent not covered by insurance or available recoveries under third-party indemnification arrangements, for present and future remediation efforts at plant sites and third-party waste sites and other liabilities associated with environmental matters. There can be no assurance that these expenditures will not exceed current estimates and will not have a material adverse effect on our business, financial condition, cash flow and results of operations. See “Management’s Discussion and Analysis of Financial Condition and Results of Operations—Environmental and Other Liabilities Retained or Assumed by Others” and “—Other Environmental Matters.”

[Table of Contents](#)

Employees and Employee Relations

As of December 31, 2004, we employed 690 salaried employees and 1,339 non-salaried employees. Listed below is a breakdown of employees by our businesses, including administration.

<u>Business</u>	<u>Salaried</u>	<u>Non-Salaried</u>	<u>Total</u>
Carbon Materials & Chemicals	356	607	963
Railroad & Utility Products	243	732	975
Administration	91	0	91
Total Employees	690	1,339	2,029

Of our employees, approximately 62% are represented by 21 different labor unions and are covered under numerous labor contracts. The United Steelworkers of America, or the USWA, which had represented more than 300 employees at six of our facilities, recently merged with the Paper, Allied-Industrial, Chemical & Energy Workers' International Union, or PACE, which had represented more than 200 employees at four of our facilities. The USWA currently represents more than 500 of our employees at ten of our facilities and, therefore, represents the largest number of our unionized employees. The hourly production, maintenance and clerical employees at our Follansbee, West Virginia tar distillation plant who are represented by the USWA recently agreed to a new 5-year labor contract. The hourly production and maintenance employees at our Green Spring, West Virginia wood treatment plant recently agreed to a new 3-year labor contract with the USWA. In addition, negotiations are underway with the Australian Workers Union, the Australian Manufacturing Workers Union and the Electrical Trade Union covering the hourly and maintenance employees at our carbon black plant located in Kurnell, New South Wales, Australia. We have about 45 union employees at our Kurnell plant. Labor contracts that expire in 2006 cover approximately 20% of our total labor force.

Properties

Our principal fixed assets consist of our production, treatment, and storage facilities and our transportation and plant vehicles. Our production facilities consist of 17 Carbon Materials & Chemicals facilities and 18 Railroad & Utility Products facilities. As of December 31, 2004, the net book value of vehicles, machinery and equipment represented approximately 23% of our total assets, as reflected in our consolidated balance sheet. The following chart sets forth information regarding our production facilities:

<u>Primary Product Line</u>	<u>Location</u>	<u>Acreage</u>	<u>Description of Property Interest</u>
<i>Carbon Materials & Chemicals</i>			
Wood Preservation Chemicals	Auckland, New Zealand	1	Leased
Carbon Pitch	Clairton, Pennsylvania	17	Owned
Carbon Pitch, Creosote, Naphthalene	Pt. Clarence, United Kingdom	120	Owned
Wood Preservation Chemicals	Lautoka, Fiji	1	Owned
Carbon Pitch	Follansbee, West Virginia	32	Owned
Carbon Black	Kurnell, New South Wales, Australia	20	Leased
Carbon Pitch	Newcastle, New South Wales, Australia	27	26 Owned, 1 Leased
Furnace Coke	Monessen, Pennsylvania	45	Owned
Carbon Pitch	Nyborg, Denmark	36	26 Owned, 10 Leased
Wood Preservation Chemicals	Kuala Lumpur, Malaysia	3	Leased
Carbon Pitch	Portland, Oregon	6	Leased
Carbon Pitch	Scunthorpe, United Kingdom	27	Owned
Wood Preservation Chemicals	Port Shepstone, South Africa	1	Leased
Carbon Pitch	Tangshan, China	9	Leased
Carbon Pitch, Phthalic Anhydride	Stickney, Illinois	38	Owned
Wood Preservation Chemicals	Trentham, Victoria, Australia	24	Owned
Carbon Pitch	Woodward, Alabama	23	Owned

[Table of Contents](#)

<u>Primary Product Line</u>	<u>Location</u>	<u>Acreage</u>	<u>Description of Property Interest</u>
<i>Railroad & Utility Products</i>			
Specialty Trackwork	Alorton, Illinois	12	6 Owned, 6 Leased
Utility Poles, Railroad Crossties	Bunbury, Western Australia, Australia	41	26 Owned, 15 Leased
Utility Poles, Railroad Crossties	Denver, Colorado	64	Owned
Utility Poles, Railroad Crossties	Florence, South Carolina	200	Owned
Utility Poles	Gainesville, Florida	86	Owned
Railroad Crossties	Galesburg, Illinois	125	Leased
Utility Poles	Grafton, New South Wales, Australia	100	Owned
Railroad Crossties	Green Spring, West Virginia	98	Owned
Utility Poles, Railroad Crossties	Grenada, Mississippi	154	Owned
Railroad Crossties	Guthrie, Kentucky	122	Owned
Utility Poles	Longford, Tasmania	17	Owned
Railroad Crossties	N. Little Rock, Arkansas	148	Owned
Railroad Crossties	Roanoke, Virginia	91	Owned
Railroad Crossties	Somerville, Texas	244	Owned
Railroad Crossties	Superior, Wisconsin	120	Owned
Railroad Crossties	Muncy, Pennsylvania	109	Owned
Pine Products	Takura, Queensland, Australia	77	Leased
Utility Poles	Thornton, New South Wales, Australia	15	Owned

Our corporate offices are located in approximately 60,000 square feet of leased office space in the Koppers Building, Pittsburgh, Pennsylvania. The office space is leased from Axiom Real Estate Management, Inc. with the lease term expiring on December 31, 2010.

Legal Proceedings

We are involved in litigation and various proceedings relating to environmental laws and regulations and antitrust, toxic tort and other matters. See “Management’s Discussion and Analysis of Financial Condition and Results of Operations—Other Environmental Matters” and “—Legal Matters.”

Pacific Century. On October 10, 2002, Koppers Timber Preservation Pty Ltd, a subsidiary of Koppers Australia, was named as a defendant in a breach of contract and negligence lawsuit filed by Pacific Century Production Pty Ltd in the Supreme Court of Queensland, Australia related to the sale of approximately 127,000 vineyard trellis posts. The Complaint claimed that certain posts were defective in that they had either decay or excessive bark or were less than the minimum specified size. In addition, plaintiff alleged violations of the Australian Timber Utilization and Marketing Act. Plaintiff sought damages in the amount of \$4.9 million for, among other things, the costs of removing and replacing the trellis posts. Plaintiff also filed a lawsuit against the constructor of the vineyard trellises, which is still pending. This lawsuit against the trellis constructor was consolidated with its claim against our subsidiary. Koppers Australia has settled with Pacific Century and has withdrawn its third party claim against the constructor of the trellises, but Koppers Australia must reimburse the trellis constructor for certain court costs; a provision of \$0.9 million has been made for this matter, of which \$0.4 million was paid in 2005.

Grenada. We, together with various co-defendants, have been named as a defendant in five toxic tort lawsuits in various state courts in Mississippi and in 96 toxic tort lawsuits in federal court in Mississippi arising from the operations of our wood treating plant in Grenada, Mississippi.

Somerville. In June 2005, Koppers Inc. was served with a putative class action lawsuit in federal court in Austin, Texas against it and other defendants including the Burlington Northern Santa Fe Railway Company,

[Table of Contents](#)

Monsanto Company, Dow Chemical Company and Vulcan Materials Company. The lawsuit alleged that several classes of past and present property owners and residents in the Somerville, Texas area numbering in excess of 2,500 suffered unspecified property damage and risk of personal injury as a result of exposure to various chemicals used at the Somerville, Texas wood treatment plant that is currently owned by Koppers Inc. On December 23, 2005, plaintiffs filed an amended complaint dropping their class action allegations and identifying 602 individual plaintiffs. The amended complaint seeks to recover compensatory and punitive damages within the jurisdictional limits of the court for, among other things, bodily injuries, pain and mental anguish, emotional distress, medical monitoring, medical expenses, lost wages, loss of consortium and property devaluation. Of the 17 separate counts in the amended complaint, five counts allege acts of intentional racial discrimination by the defendants. The defendants have not yet filed their answers to the amended complaint. Koppers Inc. has not provided a reserve for this lawsuit because, at this time, it cannot reasonably determine the probability of a loss, and the amount of loss, if any, cannot be reasonably estimated. Although Koppers Inc. intends to vigorously defend these cases, there can be no assurance that an unfavorable resolution of this matter will not have a material adverse effect on our business, financial condition, cash flows and results of operations.

Government Investigations. In late 2002, Koppers Inc. contacted the Canadian Competition Bureau, or the CCB, and offered its cooperation with respect to industry competitive practices concerning the production, supply and sales of coal tar pitch, naphthalene, creosote oil and carbon black feedstock. As a result of such cooperation, in April 2003 the CCB granted Koppers Inc. a provisional guarantee of immunity from fines under the Canadian Competition Act with respect to the supply and sale of coal tar pitch, naphthalene, creosote oil and carbon black feedstock prior to 2001. There have been no recent communications with the CCB. Similar investigations of industry competitive practices by the European Commission and the United States Department of Justice have been terminated. Although the CCB has not indicated that its investigation has been terminated, the Company does not currently anticipate any adverse consequences from the CCB's investigation based on the lack of recent communications from the CCB and the termination of the concurrent investigations by the European Commission and the United States Department of Justice.

In April 2005, the New Zealand Commerce Commission, or the NZCC, filed a Statement of Claim in the High Court of New Zealand against a number of corporate and individual defendants, including Koppers Arch Wood Protection (NZ) Limited, or KANZ, Koppers Arch Investments Pty Limited, or Koppers Arch Investments, Koppers Australia Pty Limited, TPL Limited, Nufarm Limited, Nufarm Australia Limited, Osmose New Zealand Limited, Osmose Australia Pty Limited and a number of current and former employees of such companies. This followed an investigation by the NZCC into the competitive practices of the wood preservative industry in New Zealand. The Statement of Claim contains a number of separate causes of action relating to alleged violations of the New Zealand Commerce Act of 1986, or the Act. The statement of claim seeks, among other things, (i) pecuniary penalties for each cause of action in an unspecified amount pursuant to the Act, (ii) injunctions restraining defendants from further anticompetitive conduct, (iii) orders barring the named individual defendants from certain future corporate positions and (iv) reimbursement of legal costs. The Act provides that the NZCC may seek pecuniary penalties against each corporate defendant for each cause of action not to exceed the higher of \$NZ10,000,000 or three times the commercial gain from the contravention or if the commercial gain cannot be readily ascertained, 10% of the turnover of the corporate defendant and all interconnected companies. KANZ is seeking to cooperate with the NZCC and has engaged in settlement discussions with the NZCC. Although such settlement discussions are continuing, a settlement has not yet been reached. It is likely that penalties will be paid as a result of the proceedings. Such penalties could have a material adverse effect on the business, financial condition, cash flows and results of operations of those companies. Except as set forth above, we are not currently aware of any other claims (civil or governmental) related to competitive practices in New Zealand. Such other claims, if asserted and resolved unfavorably, could have a material adverse effect on the business, financial condition, cash flows and results of operations of KANZ and its interconnected companies.

Koppers Arch Australia has made an application for leniency under the Australian Competition and Consumer Commission's, or the ACCC, policy for cartel conduct. The ACCC has granted immunity to Koppers Arch Australia, subject to the fulfillment of certain conditions, such as, but not limited to, continued cooperation.

[Table of Contents](#)

If the conditions are not fulfilled, Koppers Arch Australia may be penalized for any violations of the competition laws of Australia. Such penalties, if assessed against Koppers Arch Australia, could have a material adverse effect on its business, financial condition, cash flows and results of operations. We are not currently aware of any civil claims related to competitive practices in Australia. Such civil claims, if asserted and resolved unfavorably, could have a material adverse effect on the business, financial condition, cash flows and results of operations of Koppers Arch Australia.

We have reserved \$2.6 million for these penalties as of September 30, 2005, of which \$1.9 million was recorded prior to the third quarter. This amount is included in cost of sales. The amount reserved is based upon our assessment of the current state of negotiations with the NZCC.

KANZ and Koppers Arch Australia are majority-owned subsidiaries of Koppers Arch Investments, which is an Australian joint venture owned 51% by World-Wide Ventures Corporation (our indirect subsidiary) and 49% by Hickson Nederland BV. KANZ and Koppers Arch Australia manufacture and market wood preservative products throughout New Zealand and Australia, respectively.

Product Liability Cases. Koppers Inc., along with other defendants, has been named as a defendant in 24 cases filed in state court in Pennsylvania and two cases filed in state court in Texas in which the plaintiffs claim they suffered a variety of illnesses (including cancer) as a result of exposure to coal tar pitch sold by Koppers Inc. The first of these cases was filed in April 2000 and the most recent was filed in January 2006. There are a total of approximately 82 plaintiffs in these cases. Of the 82 plaintiffs, 80 plaintiffs do not claim any specific amount of damages. These 80 plaintiffs seek compensatory and punitive damages in unspecified amounts in excess of the minimum jurisdictional limits (in most cases \$25,000) of the applicable courts. Of the 82 plaintiffs, two plaintiffs (in the same case) assert damages not to exceed a combined total of \$10.0 million. The other defendants vary from case to case and include companies such as Beazer East, Inc., USX Corporation, Honeywell, Inc., Reilly Industries, Inc., Dow Chemical Company, Rust-Oleum Corporation, UCAR Carbon Company, Inc., Exxon Mobil Corporation, Crompton Corporation, SGL Carbon Corporation, Alcoa, Inc., Henkel Corporation, Univar USA, Inc. and PPG Architectural Finishes Inc. The cases are in the early stages of discovery. Koppers Inc. has not provided a reserve for these lawsuits because, at this time, Koppers Inc. cannot reasonably determine the probability of a loss, and the amount of loss, if any, cannot be reasonably estimated. Although Koppers Inc. is vigorously defending these cases, an unfavorable resolution of these matters may have a material adverse effect on our business, financial condition, cash flows and results of operations.

Stickney. The Illinois Environmental Protection Agency, or the IEPA, has requested that Koppers Inc. conduct a voluntary investigation of soil and groundwater at its Stickney, Illinois carbon materials and chemicals facility. The IEPA advised Koppers Inc. that it made such request as a result of a reported release of oil-like material from Koppers Inc.'s property into an adjacent river canal. Koppers Inc. has agreed to conduct such investigation in cooperation with Beazer East and intends to seek contribution and/or indemnification from third parties with respect to a portion of such costs. Koppers Inc. has not provided a reserve for this matter because, at this time, it cannot reasonably determine the probability of a loss, and the amount of loss, if any, cannot be reasonably estimated.

Clairton. In August 2005, the Pennsylvania Department of Environment Protection, or the PADEP, proposed a fine of \$1.3 million related to alleged water discharge exceedances from a storm water sewer pipe at our tar distillation facility in Clairton, Pennsylvania. We have proposed to undertake certain engineering steps at a cost of approximately \$1.5 million to address this matter pursuant to a consent order we are currently discussing with the PADEP. We intend to cooperate with the PADEP to resolve this matter. We have accrued \$300,000 for this matter, which we believe is a reasonable approximation of the probable settlement based on the current status of settlement negotiations.

We are involved in various other proceedings incidental to the ordinary conduct of our business. We believe that none of these other proceedings will have a material adverse effect on our business, financial condition, cash flows and results of operations.

MANAGEMENT

Executive Officers and Directors

The following table sets forth the names, ages and positions of our and Koppers Inc.'s directors and executive officers as of September 30, 2005. Directors hold their positions until the annual meeting of the shareholders at which their term expires or until their respective successors are elected and qualified. Executive officers hold their positions until the annual meeting of the board of directors or until their respective successors are elected and qualified.

<u>Name</u>	<u>Age</u>	<u>Position</u>
Robert Cizik	74	Non-Executive Chairman and Director of Koppers Holdings Inc. and Koppers Inc.
Walter W. Turner	58	President and Chief Executive Officer of Koppers Holdings Inc. and Koppers Inc. and Director of Koppers Holdings Inc. and Koppers Inc.
Clayton A. Sweeney	73	Director of Koppers Holdings Inc. and Koppers Inc.
Christian L. Oberbeck	45	Director of Koppers Holdings Inc. and Koppers Inc.
David M. Hillenbrand	58	Director of Koppers Holdings Inc. and Koppers Inc.
Brian H. McCurrie	44	Vice President and Chief Financial Officer, Koppers Holdings Inc. and Koppers Inc.
Steven R. Lacy	49	Senior Vice President, Administration, General Counsel and Secretary, Koppers Holdings Inc. and Koppers Inc.
Thomas D. Loadman	50	Vice President and General Manager, Railroad Products & Services Division, Koppers Inc.
Kevin J. Fitzgerald	52	Vice President and General Manager, Carbon Materials & Chemicals Division, Koppers Inc.
Ernest S. Bryon	59	Vice President, Australasian Operations, Koppers Inc. and Managing Director, Koppers Australia Pty Ltd.
David Whittle	63	Vice President, European Operations, Koppers Inc.
Mark R. McCormack	46	Vice President and General Manager, Global Marketing, Sales and Development Group, Koppers Inc.
Leslie S. Hyde	45	Vice President, Safety and Environmental Affairs, Koppers Inc.
Robert H. Wombles	53	Vice President, Technology, Koppers Inc.
M. Claire Schaming	52	Treasurer and Assistant Secretary, Koppers Holdings Inc. and Koppers Inc.

We currently have a Board of Directors consisting of five persons pursuant a stockholders agreement between Saratoga and the representatives of the Management Investors, or the Representatives. Those five persons were nominated as follows: Christian L. Oberbeck was nominated by Saratoga; Walter W. Turner was nominated by the Representatives; and Robert Cizik, David M. Hillenbrand and Clayton A. Sweeney were nominated by Saratoga and the Representatives.

Mr. Cizik was elected Non-Executive Chairman of Koppers Holdings in November 2004. He has served as Non-Executive Chairman of Koppers Inc. since July 1999 and has been a director of Koppers Inc. since January 1999. Mr. Cizik retired from Cooper Industries, Inc., where he served as President, Chief Executive Officer and Chairman of the Board from 1973 to 1996. Since June 2004 Mr. Cizik has been Non-Executive Chairman of Advanced Lighting Technologies, Inc.

Mr. Turner was elected President and Chief Executive Officer in, and has been a director of Koppers Holdings since, November 2004. He has been President and Chief Executive Officer and director of Koppers Inc.

[Table of Contents](#)

since February 1998. Mr. Turner was appointed Vice President and General Manager, Carbon Materials & Chemicals business of Koppers Inc. in early 1995. Mr. Turner was elected Vice President and Manager, Marketing & Development, Industrial Pitches and Related Products in February 1992. Mr. Turner was Marketing Manager, Industrial Pitches and Creosote Oils of Koppers Inc. prior to that time.

Mr. Sweeney has been a director of Koppers Holdings since November 2004 and a director of Koppers Inc. since January 1989. Mr. Sweeney has been counsel to Schnader Harrison Segal & Lewis LLP since 2000. Mr. Sweeney was the President and a member of Sweeney Metz Fox McGrann & Schermer L.L.C. from 1998 to 2000. Mr. Sweeney was a shareholder and director of Dickie, McCamey & Chilcote, P.C. from 1987 to 2000 and served as Managing Director from 1988 to September 1993.

Mr. Oberbeck has been a director of Koppers Holdings since November 2004 and a director of Koppers Inc. since October 1997. Mr. Oberbeck is one of the founders of Saratoga Partners III, L.P. where he has been a Managing Director since its formation as an independent entity in September 1998. Prior to that time Mr. Oberbeck was a Managing Director of Warburg Dillon Read Inc. and its predecessor entity, Dillon, Read & Co. Inc., where he was responsible for the management of the Saratoga funds. Mr. Oberbeck is also a director of Advanced Lighting Technologies, Inc. and other private companies.

Dr. Hillenbrand has been a director of Koppers Holdings since November 2004 and has been a director of Koppers Inc. since February 1999. Dr. Hillenbrand retired from Bayer AG in August 2003, where he was Executive Vice President, Bayer Polymers, since July 2002. Dr. Hillenbrand previously had been President and Chief Executive Officer of Bayer, Inc. for eight years. In July 2005 Dr. Hillenbrand was appointed President of the Carnegie Museums of Pittsburgh.

Mr. McCurrie was elected Vice President and Chief Financial Officer of Koppers Holdings in November 2004 and has been Vice President and Chief Financial Officer of Koppers Inc. since October 2003. Mr. McCurrie, a Certified Public Accountant, was the Chief Financial Officer of Pittsburgh-based Union Switch & Signal, Inc. from 1996 to October 2003. Mr. McCurrie was employed by Union Switch & Signal, Inc. from 1992 to October 2003.

Mr. Lacy was elected Senior Vice President, Administration, General Counsel and Secretary of Koppers Holdings in November 2004 and has been Senior Vice President, Administration, General Counsel and Secretary of Koppers Inc. since January 2004. Mr. Lacy had previously been elected Vice President, Law and Human Resources and Secretary of Koppers Inc. in July 2002 and Vice President, General Counsel and Corporate Secretary of Koppers Inc. in July 2001. Mr. Lacy worked in the corporate legal department for Wheeling-Pittsburgh Steel Corporation from July 1998 through June 2001, most recently as Vice President, General Counsel and Secretary.

Mr. Loadman was elected Vice President and General Manager, Railroad Products & Services of Koppers Inc. in November 1994. After serving as plant manager of the Susquehanna, Pennsylvania treating and cogeneration plants from 1985 to 1988, Mr. Loadman was appointed Railroad Plants Operations Manager of the Railroad & Utility Products business of Koppers Inc. in January 1989. Mr. Loadman is a member of the Railway Tie Association and American Wood Preservers Association.

Mr. Fitzgerald was elected Vice President and General Manager, Carbon Materials & Chemicals of Koppers Inc. in March 1998. After serving as plant manager of the Stickney, Illinois Carbon Materials & Chemicals plant in 1996 and 1997, Mr. Fitzgerald was appointed Vice President and Manager, Carbon Materials & Chemicals of Koppers Inc. in January 1998. He was Product Manager, Industrial Pitches of Koppers Inc. from 1991 to 1995. Mr. Fitzgerald is a director of the American Coke & Coal Chemicals Institute.

Mr. Bryon was elected Vice President, Australasian Operation of Koppers Inc. in October 1998. Mr. Bryon served as General Manager of Koppers Inc. Carbon & Chemicals Pty Ltd. (a subsidiary of Koppers Inc. Australia Pty Ltd. and previously known as Koppers Inc. Coal Tar Products Pty Ltd.) since 1993.

[Table of Contents](#)

Dr. Whittle was elected Vice President, European Operations of Koppers Inc. in May 2000. Prior to May 2000, Dr. Whittle served as Managing Director of the United Kingdom operations of Tarconord since the acquisition of Bitmac, Ltd. by Tarconord in 1996. From 1986 until 1996, Dr. Whittle was Managing Director and Chief Executive Officer of Bitmac Ltd. Dr. Whittle is active in industry associations and has served as president of the International Tar Association and Lincolnshire Iron & Steel Institute. Dr. Whittle is currently Vice President of the CEFIC Coal Tar Sector Group.

Mr. McCormack was elected Vice President and General Manager, Global Marketing, Sales and Development Group, Carbon Materials & Chemicals of Koppers Inc., in February 2002. Mr. McCormack had been Vice President, Marketing and Corporate Development for Koppers Inc. Europe ApS since January 2001 and General Manager of Carbon Materials & Chemicals for Koppers Inc. Australia Pty Ltd. since 1998.

Ms. Hyde was elected Vice President, Safety and Environmental Affairs of Koppers Inc. in September 2005. Ms. Hyde joined Koppers Inc. in 1999 as Manager of the Environmental Department after spending 18 years as a plant manager for a specialty chemicals manufacturer, as a consulting engineer and as a military officer.

Mr. Wombles joined Koppers Inc. in June 1997, at which time he was elected Vice President, Technology. Prior to joining Koppers Inc., Mr. Wombles was Vice President, Research, Applications and Development for Ashland Petroleum Company. Mr. Wombles' area of expertise is the chemistry and processing of high molecular weight hydrocarbons. Mr. Wombles is the author of several technical publications in this area and has been granted ten U.S. patents in the area of hydrocarbon processing.

Ms. Schaming was elected Treasurer and Assistant Secretary of Koppers Holdings in November 2004 and has been Treasurer and Assistant Secretary of Koppers Inc. since May 1992. Ms. Schaming's previous position was Assistant Treasurer and Manager of Cash Operations of Koppers Inc. Ms. Schaming is a certified cash manager.

Composition of the Board of Directors

Our board of directors currently consists of five directors. The board of directors has determined that Dr. Hillenbrand and Mr. Sweeney are independent in accordance with the currently effective listing standards of the New York Stock Exchange.

Under the New York Stock Exchange rules, we will be required to have a majority of independent directors on our board of directors within 12 months of the completion of our IPO. Our human resources and compensation committee and our nominating and corporate governance committee will be required to be composed of a majority of independent directors within 90 days following the completion of our IPO and entirely of independent directors within one year following the completion of our IPO.

Committees of the Board of Directors

Our board of directors currently has an audit committee, a human resources and compensation committee, a safety, health and environmental committee and a nominating and corporate governance committee.

Audit Committee

Our audit committee after the completion of our IPO will be composed of Dr. Hillenbrand and Mr. Sweeney. Dr. Hillenbrand is our audit committee "financial expert" as such term is defined in Item 401(h) of Regulation S-K. The purpose of the audit committee is to assist the board of directors in its oversight of:

- The integrity of our financial statements;
- Our compliance with legal and regulatory requirements;

[Table of Contents](#)

- Our independent auditor's qualifications and independence;
- The performance of our internal audit function and independent auditors; and
- The effectiveness of our disclosure and accounting controls.

The audit committee has approved and adopted a Code of Business Conduct and Ethics for all directors, officers and employees, a copy of which will be available on our website and upon written request by our shareholders at no cost.

Human Resources and Compensation Committee

Our human resources and compensation committee consists of Mr. Oberbeck, Chairman; Dr. Hillenbrand; and Mr. Cizik. The human resources and compensation committee is responsible for establishing and reviewing staffing and compensation criteria at the executive level. The committee seeks to ensure that management is rewarded appropriately for its contributions to our growth and profitability and that our compensation and benefit strategy supports organization objectives and shareholder interests.

Nominating and Corporate Governance Committee

Our nominating and corporate governance committee consists of Mr. Cizik, Chairman; Mr. Oberbeck, Mr. Turner and Mr. Sweeney. The nominating and corporate governance committee is responsible for reviewing and administering the overall effectiveness of corporate governance and the management of the board of directors. The committee makes recommendations to the board of directors and to management on their respective organization and practices and participates in identifying and recruiting directors and, when appropriate, officer candidates.

Safety, Health and Environmental Committee

Our safety, health and environmental committee consists of Mr. Sweeney, Chairman; Dr. Hillenbrand; Mr. Oberbeck; Mr. Turner; and Mr. Cizik (ex-officio). The safety, health and environmental committee is responsible for reviewing (i) our policies and practices that address safety, health and environmental concerns and (ii) significant legislative, regulatory and social trends and developments concerning safety, health and environmental issues.

EXECUTIVE COMPENSATION

Summary of Cash and Certain Other Compensation

The following table sets forth information concerning the compensation for services in all capacities to us, including options and stock appreciation rights, SARS, for the years ended December 31, 2004, 2003 and 2002, of those persons who were at December 31, 2004 the current Chief Executive Officer and each of the other four most highly compensated executive officers who earned more than \$100,000 in salary and bonus in 2004, collectively known as the Named Executive Officers.

Summary Compensation Table

Name and Principal Position	Year	Annual Compensation		Long-Term Compensation		
		Salary	Bonus	Securities Underlying Options/SARs (#)	Restricted Stock (1)	All Other Compensation (2)
Walter W. Turner President and Chief Executive Officer	2004	\$ 440,000	\$ 440,000	—	\$ 525,600	\$ 160,521
	2003	400,000	344,000	—	—	111,268
	2002	381,250	175,000	59,699	—	133,259
Steven R. Lacy (3) Senior Vice President, Administration General Counsel and Secretary	2004	272,640	318,000	—	262,800	101,804
	2003	250,020	157,000	—	—	71,798
	2002	237,315	82,500	39,799	—	73,600
Brian H. McCurrie (4) Vice President and Chief Financial Officer	2004	228,000	328,000	—	262,800	85,090
	2003	49,728	25,000	—	—	—
David Whittle (5) Vice President, European Operations, Koppers Europe ApS	2004	271,294	173,405	—	—	36,682
	2003	235,289	127,073	—	—	36,621
	2002	209,880	145,890	—	—	22,264
Kevin J. Fitzgerald Vice President and General Manager, Carbon Materials & Chemical Division, Koppers Inc.	2004	212,400	122,560	—	262,800	80,669
	2003	200,400	88,000	—	—	58,739
	2002	190,500	40,706	11,940	—	69,527

- Amounts set forth in the restricted stock award column represent the grant-date value of time-based restricted stock units that were granted to Mr. Turner, Mr. Lacy, Mr. McCurrie and Mr. Fitzgerald in August 2004. The vesting schedule for these units to shares of Koppers Holdings is 20% in August 2004, 20% in August 2005, 20% in August 2006, 20% in August 2007 and 20% in November 2008. Non-vested restricted stock units do not have voting rights nor are they entitled to receive dividends. The total number of restricted stock units granted to the Named Executive Officers is as follows: Mr. Turner, 159,196 shares; Mr. Lacy, 79,598 shares; Mr. McCurrie, 79,598 shares; and Mr. Fitzgerald, 79,598 shares.
- With the exception of Dr. Whittle, all other compensation consists of regular and supplemental matches to our 401(k) plan and earned credit for our Supplemental Executive Retirement Plan, or SERP. For Mr. Turner, 401(k) matches for 2004, 2003 and 2002 were \$6,150, \$6,000 and \$6,000, respectively, and SERP credits for 2004, 2003 and 2002 were \$154,371, \$105,268 and \$127,259, respectively. For Mr. Lacy, 401(k) matches for 2004, 2003 and 2002 were \$6,150, \$6,000 and \$6,000, respectively, and SERP credits for 2003, 2002 and 2001 were \$96,654, \$65,798 and \$67,600, respectively. For Mr. McCurrie, 401(k) match for 2004 was \$6,150 and SERP credits for 2004 were \$78,940. For Mr. Fitzgerald, 401(k) matches for 2004, 2003 and 2002 were \$6,150, \$6,000 and \$6,000, respectively, and SERP credits for 2004, 2003 and 2002 were \$74,519, \$52,739 and \$63,527, respectively. All other compensation for Dr. Whittle consists of automobile allowances.

[Table of Contents](#)

- (3) Mr. Lacy's bonus for 2004 includes the fair value of a stock grant amounting to 15,920 shares.
- (4) Mr. McCurrie's bonus for 2004 includes the fair value of a stock grant amounting to 15,920 shares; for 2003, Mr. McCurrie's salary represents approximately two and one-half months of service.
- (5) For 2004, Dr. Whittle's bonus includes \$33,333 that represents the vested portion of a \$100,000 bonus he received in lieu of restricted stock. The remaining \$66,667 vests in two additional equal installments over the next two years.

Stock Options

There were no grants of stock appreciation rights, or SARs, or stock options during 2004.

Option Exercises and Fiscal Year-End Values

Shown below is information with respect to stock options exercised during 2004. There were no unexercised stock options held by any Named Executive Officers at December 31, 2004. No SARs were granted to any of the Named Executive Officers and none of the Named Executive Officers held any unexercised SARs at the end of the fiscal year.

Aggregated Option/SARs Exercised in Last Fiscal Year and Fiscal Year-End Options/SARs Values

Name	Number of Securities Underlying Options/SARs Exercised	Value Realized (\$)	Number of Securities Underlying Unexercised Options/SARs at FY-End (#)		Value of Unexercised in-the-money Options/SARs at FY-End (\$)	
			Exercisable	Unexercisable	Exercisable	Unexercisable
Walter W. Turner	69,250	\$ 148,800	—	—	\$ —	\$ —
Steven R. Lacy	31,839	54,800	—	—	—	—
Brian H. McCurrie	—	—	—	—	—	—
David Whittle	11,940	27,000	—	—	—	—
Kevin J. Fitzgerald	22,287	45,240	—	—	—	—

Benefit Plans

Pension Plan. All our executive officers located in the U.S. are covered by the Retirement Plan of Koppers Inc. and Subsidiaries for Salaried Employees, which we refer to as the Salaried Plan. Prior to June 1, 2004, annual retirement benefits were computed at the rate of 1.2% of Terminal Salary (as defined below) not in excess of \$16,000, plus 1.6% of Terminal Salary in excess of \$16,000, all multiplied by years of Credited Service (as defined below). Terminal Salary was determined based on the average annual salary (defined as salary plus 50% of any incentive payments) for the five highest consecutive years of the last ten years of credited service, or during all years of such credited service if less than five. Credited Service included all accumulated service as a salaried employee except for any period of layoff or leave of absence. In 1998, we amended the Salaried Plan to provide a minimum pension equal to 1.2% of Terminal Salary multiplied by years of Credited Service up to 35 years reduced by any pension benefit paid by the pension plan of the former Koppers Company, Inc., now known as Beazer East, Inc. ("Old Koppers" for the period prior to December 29, 1988). For purposes of the minimum pension calculations, Terminal Salary was determined based on the average annual salary (defined as salary plus 75% of any incentive payments) for the five highest consecutive years of the last ten years of Credited Service, or during all years of Credited Service if less than five.

[Table of Contents](#)

The following table contains approximate retirement benefits for Credited Service before June 1, 2004 payable under the Salaried Plan, assuming retirement at age 65, payments made on the straight-life annuity basis and no election of a co-annuitant option.

**Estimated Annual Retirement Benefit Under the Salaried Retirement Plan for Pre-June 1, 2004
Credited Service**

Terminal Salary	Years of Credited Service at Retirement					
	5	10	15	20	25	30
\$100,000	\$ 7,680	\$15,360	\$ 23,040	\$ 30,720	\$ 38,400	\$ 46,080
150,000	11,680	23,360	35,040	46,720	58,400	70,080
200,000	15,680	31,360	47,040	62,720	78,400	94,080
250,000	19,680	39,360	59,040	78,720	98,400	118,080
300,000	23,680	47,360	71,040	94,720	118,400	142,080
350,000	27,680	55,360	83,040	110,720	138,400	166,080
400,000	31,680	63,360	95,040	126,720	158,400	190,080
450,000	35,680	71,360	107,040	142,720	178,400	214,080
500,000	39,680	79,360	119,040	158,720	198,400	238,080
550,000	43,680	87,360	131,040	174,720	218,400	262,080

Effective June 1, 2004 we further amended the Salaried Plan. For Credited Service after May 31, 2004, annual retirement benefits are computed at the rate of 1.0% of Terminal Salary multiplied by years of Credited Service after May 31, 2004. Effective June 1, 2004 we also amended the definition of Terminal Salary to mean the average annual salary (defined as salary plus 100% of any incentive payments) for the five highest consecutive years of the last ten years of Credited Service or during all years of Credited Service if less than five.

The following table contains approximate retirement benefits for Credited Service after May 31, 2004 payable under the Salaried Plan, assuming retirement at age 65, payments made on the straight-life annuity basis and no election of a co-annuitant option.

**Estimated Annual Retirement Benefit Under the Salaried Retirement Plan for Post-May 31, 2004
Credited Service**

Terminal Salary	Years of Credited Service at Retirement					
	5	10	15	20	25	30
\$100,000	\$ 5,000	\$ 10,000	\$ 15,000	\$ 20,000	\$ 25,000	\$ 30,000
150,000	7,500	15,000	22,500	30,000	37,500	45,000
200,000	10,000	20,000	30,000	40,000	50,000	60,000
250,000	12,500	25,000	37,500	50,000	62,500	75,000
300,000	15,000	30,000	45,000	60,000	75,000	90,000
350,000	17,500	35,000	52,500	70,000	87,500	105,000
400,000	20,000	40,000	60,000	80,000	100,000	120,000
450,000	22,500	45,000	67,500	90,000	112,500	135,000
500,000	25,000	50,000	75,000	100,000	125,000	150,000
550,000	27,500	55,000	82,500	110,000	137,500	165,000

The following describes the Terminal Salary and Years of Service, respectively, accrued as of December 31, 2004 for each participating Named Executive Officer: Walter W. Turner, \$518,392 and 16 years of service; Steven R. Lacy, \$289,787 and four years of service; Brian H. McCurrie, \$270,000 and one year of service; and Kevin J. Fitzgerald, \$227,440 and 16 years of service.

[Table of Contents](#)

Effective December 1, 1997, the board of directors established a Supplemental Executive Retirement Plan for each participating Named Executive Officer and all our other participating elected officers. The SERP will pay an annual benefit equal to 2% of final pay multiplied by years of service up to 35 years, reduced by the sum of: (i) pension benefits received from us; (ii) pension benefits received from Old Koppers; (iii) one half of any Social Security benefits; and (iv) the value of our paid common stock in the individual's Employee Savings Plan account.

Equity Compensation Plan Information

<u>Plan Category</u>	<u>Number of securities to be issued upon vesting</u>	<u>Weighted-average price of outstanding non-vested shares</u>	<u>Number of securities remaining available for future issuance under equity compensation plans (excluding securities reflected in the first column)</u>
Equity compensation plans approved by security holders (1)	322,372	\$ —	59,699

(1) Includes our Restricted Stock Unit Plan.

2005 Long-Term Incentive Plan

On December 7, 2005, our board of directors and shareholders adopted the 2005 Long-Term Incentive Plan, or the Incentive Plan.

General. The purposes of the Incentive Plan are to provide selected individuals in our service or the service of our subsidiaries and selected affiliates with the opportunity to acquire a proprietary interest in our growth and performance, to generate an increased incentive to contribute to our future success and to enhance our ability and that of our subsidiaries and affiliates to attract and retain qualified individuals.

Awards. The Incentive Plan provides for the grant to eligible persons of stock options, stock appreciation rights, restricted stock, restricted stock units, or RSUs, performance shares, performance awards, dividend equivalents and other stock-based awards, which we refer to collectively as the awards.

Eligibility. Individuals eligible to participate in the Incentive Plan include officers and employees, non-employee board members and consultants in our service or the service of our subsidiaries or selected affiliates. However, an employee who is a member of a collective bargaining unit will not be eligible to receive an award under the Incentive Plan, unless the collective bargaining agreement covering that employee allows for his or her participation in the Incentive Plan.

Administration. The Incentive Plan will be administered primarily by our human resources and compensation committee. However, the board may appoint a secondary committee of two or more board members to grant awards under the Incentive Plan to individuals other than executive officers and non-employee board members. Each committee acting within the scope of its administrative jurisdiction under the Incentive Plan will determine, among other things, which eligible individuals will receive awards, the types of awards to be received and the terms and conditions thereof and will have authority to make any other determination or take any other action that it deems necessary or desirable for such administration. The term "plan administrator" as used in this plan summary will mean either the human resources and compensation committee or the secondary committee, to extent each such committee is acting within its administrative jurisdiction under the Incentive Plan.

Share Reserve. 2,089,448 shares of our common stock have been reserved for issuance under the Incentive Plan. In no event, however, may more than 1,000,000 shares be issued pursuant to option grants under the Incentive Plan which are intended to be incentive stock options under the federal tax laws and no person may receive awards covering more than 100,000 shares in total in any calendar year. All of these share amounts will be subject to anti-dilution adjustments in the event of certain changes in our capital structure, as described below.

[Table of Contents](#)

Shares subject to outstanding awards will be available for subsequent issuance under the Incentive Plan to the extent those awards expire, terminate or are cancelled or forfeited for any reason prior to the issuance of the underlying shares. Restricted stock issued under the Incentive Plan and subsequently forfeited or otherwise repurchased by us, at a price per share not greater than the original issue price paid per share, will be added back to the share reserve. The Incentive Plan also contains a series of net counting provisions to assure that the share reserve will only be reduced by the net number of shares actually issued in connection with certain transactions, such as the exercise of stock appreciation rights, the delivery of shares in payment of the exercise price of outstanding options and the withholding of shares otherwise issuable under the Incentive Plan in satisfaction of applicable withholding taxes.

Stock Options. Incentive stock options, or ISOs, which are intended to qualify for special tax treatment in accordance with the federal tax laws, and nonqualified stock options, which are not intended to qualify for special tax treatment under the Code, may be granted under the Incentive Plan. The plan administrator is authorized to set the terms of each option grant it makes under the Incentive Plan, including the exercise price and the time and method of exercise. However, the exercise price will not be less than the fair market value of our common stock on the grant date, and the option term may not exceed ten years.

Stock Appreciation Rights. Two types of stock appreciation rights may be issued:

- Tandem stock appreciation rights which provide the holders with the right to surrender their options for an appreciation distribution from us in an amount equal to the excess of (i) the fair market value of the vested shares of our common stock subject to the surrendered option over (ii) the aggregate exercise price payable for those shares.
- Stand-alone stock appreciation rights which allow the holders to exercise those rights as to a specific number of shares of our common stock and receive in exchange an appreciation distribution from us in an amount equal to the excess of (i) the fair market value of the shares of common stock as to which those rights are exercised over (ii) the aggregate base price in effect for those shares. The base price per share may not be less than the fair market value per share of our common stock on the date the stand-alone stock appreciation right is granted, and the right may not have a term in excess of ten years.

The appreciation distribution on any exercised tandem or stand-alone stock appreciation right may be paid in shares of our common stock or in cash.

Restricted Stock. Awards of restricted stock and RSUs will be subject to such restrictions on transferability and other restrictions, if any, as the plan administrator may impose. Such restrictions will lapse under circumstances as the plan administrator may deem appropriate, including, without limitation, upon the completion of a specified period of continued employment or the attainment of pre-established performance objectives. Except as otherwise determined by the plan administrator, eligible participants granted restricted stock will have all of the rights of a stockholder, including the right to vote restricted stock and receive dividends thereon. Unvested restricted stock and RSUs will be forfeited upon termination of employment during the applicable restriction period, unless the plan administrator decides to waive, in whole or in part, any or all remaining restrictions.

Performance Shares and Performance Units. The plan administrator is authorized to grant performance awards which (i) may be denominated or payable in cash, stock (including, without limitation, restricted stock or RSUs), other securities, other awards or other property and (ii) confer on the holder thereof rights valued as determined by the plan administrator and payable to, or exercisable by, the holder of the performance award, in whole or in part, upon the achievement of such performance goals during such performance periods as the plan administrator may establish. Subject to the terms of the Incentive Plan and any applicable award agreement, the performance goals to be achieved during any performance period, the length of any performance period, the amount of any performance award granted and the amount of any payment or transfer to be made pursuant to any performance award will be determined by the plan administrator, provided that a performance period must be at least one year except upon a change of control.

Table of Contents

Changes in Control. In the event we should experience a change in control, the following special vesting acceleration provisions will be in effect for all outstanding awards under the Incentive Plan:

(i) Each outstanding option or stock appreciation right will automatically accelerate in full upon the change in control, if that option or stock appreciation right is not assumed or otherwise continued in effect by the successor corporation or replaced with a cash incentive program which preserves the spread existing on the unvested shares subject to the option or stock appreciation right (the excess of the fair market value of those shares over the exercise or base price payable for such shares) and provides for subsequent payout of that spread in accordance with the same vesting schedule in effect for those shares.

(ii) All unvested shares will immediately vest upon a change in control, except to the extent the forfeiture provisions and other restrictions applicable to those shares are to be continued in effect pursuant to the terms of the change in control transaction. Each outstanding restricted stock unit or other stock-based award under the stock issuance program will vest as to the number of shares of our common stock subject to such unit or award upon the occurrence of the change in control, unless the unit or award is assumed by the successor corporation or otherwise continued in effect.

(iii) The plan administrator will have complete discretion to grant one or more options or stock appreciation rights which will become exercisable as to all the underlying shares immediately upon the change in control or upon the individual's termination of service with us or the successor entity is terminated (actually or constructively) within a designated period following a change in control transaction in which those options or stock appreciation rights are assumed or otherwise continued in effect. The vesting of outstanding shares and the vesting and issuance of the shares of common stock subject to outstanding restricted stock units or other stock-based awards may also be structured to accelerate upon similar terms and conditions.

A change in control will be deemed to occur in the event (a) we are acquired by merger or asset sale, (b) any person or group of related persons becomes directly or indirectly the beneficial owner of securities possessing more than fifty percent (50%) of the total combined voting power of our securities, (c) there is a change in the majority of our board of directors over a consecutive two-year period as a result of one or more contested elections for board membership, (d) securities possessing more than twenty percent (20%) of the total combined voting power of our outstanding securities are acquired pursuant to a hostile tender offer or (e) there is a sale of all or substantially all of our assets.

Special Tax Election. The plan administrator may provide one or more award holders with the right to have us withhold a portion of the shares otherwise issuable to those individuals in satisfaction of the withholding taxes to which they become subject in connection with the exercise, vesting or settlement of those awards.

Capital Structure Adjustments. In the event that our human resources and compensation committee determines that any dividend or other distribution, recapitalization, stock split, reverse stock split, reorganization, merger, consolidation, split-up, spin-off, combination, repurchase or exchange of our common stock or our other securities, issuance of warrants or other rights to purchase our common stock or our other securities, or other similar corporate transaction or event affects our common stock such that an adjustment is determined by our human resources and compensation committee to be appropriate in order to prevent dilution or enlargement of the benefits intended to be made available under the Incentive Plan, then our human resources and compensation committee will make equitable adjustments to (i) the number and type of shares (or other securities or property) which thereafter may be made the subject of awards under the Incentive Plan, (ii) the number and type of shares (or other securities or property) subject to outstanding awards, (iii) the grant, purchase or exercise price with respect to any award, or, if the human resources and compensation committee deems it appropriate, make provision for a cash payment to the holder of an outstanding award, (iv) the maximum number of shares or other securities which may be issued pursuant to Incentive Stock Options and (v) the maximum number of shares or other securities for which any one participant may be granted awards per calendar year.

Amendments to the Plan. Our board (or any authorized committee thereof) may amend or modify the Incentive Plan at any time. However, no such amendment or modification may adversely affect the rights and

[Table of Contents](#)

obligations with respect to any outstanding award unless the participant consents to such amendment or modification. In addition, amendments to the Incentive Plan will be subject to stockholder approval to the extent required under applicable law or regulation or pursuant to the listing standards of the stock exchange (or the Nasdaq National Market) on which our common stock is at the time primarily traded.

Amendments to Awards. The plan administrator may waive any conditions or rights with respect to, or amend, alter, suspend, discontinue, or terminate, any unexercised award. However, the participant's consent will be required with respect to any suspension, discontinuation or termination of an award or any amendment or alteration, that would impair the rights of such participant thereunder.

Effective Date and Term. The Incentive Plan became effective December 7, 2005. The Incentive Plan will terminate as to future awards on November 30, 2015.

Employment Agreements

Employment Agreement with Brian H. McCurrie. Koppers Inc. entered into an employment agreement with Mr. McCurrie in October 2003 that contains the terms of Mr. McCurrie's employment with Koppers Inc. The employment agreement provides that Mr. McCurrie will serve as Vice President and Chief Financial Officer at a beginning annual salary of \$225,000, subject to annual adjustments. The employment agreement provides for a signing bonus of \$50,000 and participation in our corporate senior management incentive pool with an annual incentive target of 55% of base salary, and provides for a stock option grant to purchase a total of 29,849 shares of our common stock. The employment agreement also provides for participation in all Koppers Inc.'s benefits plans. The agreement provides that in the event of termination by Koppers Inc. other than for cause, Mr. McCurrie shall be entitled to severance payments for a minimum of one year and a maximum of two years, based on the years of service to Koppers Inc. prior to termination. In the event Mr. McCurrie is terminated (other than for cause) due to a change in control, his employment agreement provides for the following payments (i) all of his accrued salary to the date of his termination, (ii) a pro-rata bonus for the year in which his termination occurs, (iii) a lump sum payment equal to twice the sum of his base salary plus 50% of the amount awarded to him under certain bonus and incentive plans for the two years preceding the change in control, (iv) a lump sum payment equal to the value of an additional two years of service under our supplemental and qualified pension plans, (v) life, disability, accident and group health benefits for two years or until he receives comparable benefits from a third party, (vi) reasonable legal fees and expenses incurred by Mr. McCurrie as a result of his termination and (vii) continued indemnification for pre-termination acts and omissions. The term of the agreement began October 13, 2003 and continued in effect until October 13, 2005; thereafter, on October 13 of each year, the term is automatically extended for one additional year unless notice is given 180 days in advance by Koppers Inc. or Mr. McCurrie that such party does not wish to extend the term. Neither Mr. McCurrie nor Koppers Inc. provided timely notice of termination 180 days in advance of October 13, 2005. Therefore, Mr. McCurrie's agreement has been automatically extended until at least October 13, 2006. If a change of control occurs during the term, the term shall continue for a period of not less than 24 months following the month in which such change of control occurred.

Employment Agreement with Steven R. Lacy. Koppers Inc. entered into an employment agreement with Mr. Lacy in April 2002 that contains the terms of Mr. Lacy's employment with Koppers Inc. The employment agreement provides that Mr. Lacy will serve as Vice President, General Counsel and Corporate Secretary. The term of the agreement commenced on April 5, 2002 and continued until April 4, 2004; thereafter, on April 4 of each year the term is automatically extended for one additional year unless notice is given 180 days in advance by Koppers Inc. or Mr. Lacy that such party does not wish to extend the term. Neither Mr. Lacy nor Koppers Inc. provided timely notice of termination 180 days in advance of April 4, 2006. Therefore, Mr. Lacy's agreement has been automatically extended until at least April 4, 2007. The employment agreement provides that Mr. Lacy will receive a base salary at an annual rate of no less than \$250,000, and that such base salary will be subject to periodic review by the Chief Executive Officer. The employment agreement provides for participation in Koppers Inc.'s corporate senior management incentive pool with an annual incentive target of 40% of base salary, and provides for a stock option grant to purchase a total of 29,849 shares of common stock of Koppers

[Table of Contents](#)

Holdings. The employment agreement also provides for participation in all of Koppers Inc.'s benefits plans. In the event of termination by Koppers Inc. other than for cause, Mr. Lacy is entitled to receive the following payments: (i) 104 weeks of salary and benefits continuation; (ii) an additional number of weeks of salary and benefits continuation equal to the number of full years of service with Koppers Inc.; (iii) a lump sum severance payment equal to one-half of the sum of the amounts awarded to him under the applicable incentive plan and bonus plans in respect of each of the two calendar years preceding that in which occurs the date of termination; and (iv) a lump sum severance payment equal to the value of certain payments he is entitled to receive in the event of a change of control, whether or not a change of control occurs.

Employment Agreement with David Whittle. Koppers Inc. entered into an employment agreement with Dr. Whittle in August 2000 that contains the terms of Dr. Whittle's employment with Koppers Inc. The employment agreement provides that Dr. Whittle will serve as Vice President and General Manager of Koppers Europe at a beginning annual salary of 131,000 pounds sterling, subject to annual adjustments. The agreement also provides for participation in our incentive plan based on the attainment of certain operating results for Koppers Europe. The agreement provides that in the event of termination for any reason other than gross misconduct, Dr. Whittle shall be given twelve months' notice of termination or, at our option, pay in lieu of notice. The agreement provides that in exchange for the terms of the employment agreement, Dr. Whittle agrees to an immediate termination of the service agreement entered into with Bitmac Limited (predecessor company to the United Kingdom operations of Koppers Europe ApS).

Change in Control Agreements

On October 20, 2005, we entered into change in control agreements with each of the following officers, or the Executives, of the Company or its subsidiaries:

- Walter W. Turner, President and Chief Executive Officer of the Company
- Thomas D. Loadman, Vice President and General Manager, Railroad Products & Services Division, Koppers Inc.
- Kevin J. Fitzgerald, Vice President and General Manager, Carbon Materials & Chemicals Division, Koppers Inc.
- M. Claire Schaming, Treasurer and Assistant Secretary of the Company
- Leslie S. Hyde, Vice President, Safety and Environmental Affairs, Koppers Inc.

On December 2, 2005, we entered into change in control agreements with each of the following Executives of the Company or its subsidiaries:

- Mark R. McCormack, Vice President and General Manager Global Marketing, Sales & Development, Koppers Inc.
- Ernest S. Bryon, Vice President, Australasian Operations, Koppers Inc.

The change in control agreements were effective as of October 20, 2005 and expire on March 31, 2006; provided that if a specified change in control occurs during the initial term, the agreements shall continue for a period of not less than 24 months. The definition of change in control excludes public offerings of our stock. Therefore, this offering will not constitute a change in control under these agreements.

The change in control agreements set out benefits that become payable if one of the following events occurs: (i) the Executive terminates his or her employment upon 30 days written notice after (a) being requested to relocate his or her primary office to a location greater than 50 miles from the then current primary office of the Executive or (b) a material reduction in the Executive's duties, responsibilities or compensation or (ii) the Executive's employment is terminated other than for cause; provided that such termination occurs (x) during the two year period following the change in control or (y) prior to the change in control if it can be reasonably demonstrated by the Executive that such termination was at the request of a third party that has taken steps reasonably calculated to effect a change in control.

[Table of Contents](#)

The benefits to which the Executive would be entitled in the event of a termination of the Executive's employment under the above-specified conditions following a change in control include (i) all of the Executive's accrued salary to the date of termination, (ii) a pro-rata bonus for the year in which the termination occurs, (iii) a lump sum payment equal to twice the Executive's base salary, (iv) a lump sum payment equal to the value of an additional two years of service under applicable supplemental and qualified pension plans, (v) life, disability, accident and group health benefits (or the monetary equivalent of such benefits) for two years or until the Executive receives comparable benefits from a third party and (vi) continued indemnification for pre-termination acts and omissions. Assuming that benefits become payable under the terms of the change in control agreements, we would be obligated to pay an aggregate amount of approximately \$2.5 million (based on the current salaries of these Executives) for that portion of their benefits which would be due under section (iii) above. This offering will not constitute a Change of Control for purposes of the Change in Control Agreements.

Director Compensation

We do not pay compensation to directors who are also employees. In 2004, each director who was not an employee was paid a retainer fee of \$40,000 per year plus \$5,000 for each board committee (with the exception of the audit committee, which chair received \$10,000 in 2004) chaired, except the Saratoga Partners III, L.P. director was paid under the advisory services agreement between Koppers Inc. and Saratoga Partners III, L.P. in lieu of director's fees. See "Certain Relationships and Related Party Transactions." Following consummation of the offering, each director who is not an employee will be paid a retainer fee of \$45,000 per year plus \$5,000 for each board committee (with the exception of the audit committee, which chair will receive \$10,000) chaired. In addition, each director (including the Saratoga Partners III, L.P. director) who is not an employee will be paid a supplemental meeting fee of \$1,000 for each meeting attended in excess of six and the chairman of the board will receive a supplemental \$30,000 retainer. Each director (including the Saratoga Partners III, L.P. director) who is not an employee will also receive a supplemental fee of \$65,000 upon consummation of this offering. Each director (including the Saratoga Partners III, L.P. director) who is not an employee will also receive an annual unrestricted stock grant valued at \$65,000, beginning in fiscal year 2007.

Compensation Committee Interlocks and Insider Participation

Mr. Oberbeck, a principal for Saratoga Partners, serves on and is chairman of the human resources and compensation committee of the board of directors, which, among other things, establishes compensation levels for our five most highly paid executive officers. We also have an advisory services agreement with Saratoga Partners III, L.P. pursuant to which we pay a management fee of \$150,000 per quarter to Saratoga in lieu of director's fees to Mr. Oberbeck. The advisory services agreement will be terminated in connection with this offering and an affiliate of Saratoga Partners will be paid a financial advisory services termination fee of \$3.0 million. In addition, affiliates of Saratoga Partners III, L.P. may provide us with financial advisory services in connection with significant business transactions, such as acquisitions, for which we will pay compensation comparable to compensation paid for such services by similarly situated companies. During 2004 and 2003 we paid an affiliate of Saratoga Partners III, L.P. \$0.5 million and \$1.6 million, respectively, for advisory services in connection with refinancing activities.

PRINCIPAL AND SELLING SHAREHOLDERS

In November 2004, Koppers Holdings was created to be the direct parent company of Koppers Inc. Koppers Holdings has no material assets or operations other than cash from the issuance of the Senior Discount Notes and its 100% ownership of Koppers Inc. Pursuant to an agreement and plan of merger, shareholders and option holders of Koppers Inc. became shareholders and option holders of Koppers Holdings on November 18, 2004 and are no longer shareholders and option holders of Koppers Inc. The selling shareholders may be deemed underwriters within the meaning of the Securities Act with respect to the shares they sell in this offering.

The following table sets forth certain information regarding the beneficial ownership of the common stock of Koppers Holdings immediately prior to the consummation of this offering by (i) each person known to us to beneficially own more than 5% of the outstanding shares of either common stock or preferred stock; (ii) each of Koppers Holdings' directors; (iii) each of the Named Executive Officers; and (iv) all of Koppers Holdings' directors and executive officers as a group.

Except as otherwise indicated, the address for each of the named individuals is c/o Koppers Holdings Inc., 436 Seventh Avenue, Pittsburgh, PA 15219.

Name of Beneficial Owner	Shares of Common Stock Beneficially Owned Prior to the Offering		Shares Offered Hereby		Shares Beneficially Owned After Offering			
	Number (1)	% (1)	Assuming No Exercise of Over-Allotment Option	Assuming Full Exercise of Over-Allotment Option	Assuming No Exercise of Over-Allotment Option		Assuming Full Exercise of Over-Allotment Option	
			Number	Number	Number	%	Number	%
Saratoga Partners III, L.P. (2)(3)(4)	9,107,926	75.7%	1,300,000	2,800,000	7,807,926	37.7%	6,307,926	30.5%
Saratoga Partners III, CV (3)	1,116,028	9.3%	159,250	343,000	956,778	4.6%	773,028	3.7%
Brown University Third Century Fund (4)	568,557	4.7%	81,120	174,720	487,437	2.4%	393,837	1.9%
Walter W. Turner (5)(12)	2,666,302	22.2%	—	—	2,666,302	12.9%	2,666,302	12.9%
Randall D. Collins (5)	2,666,302	22.2%	—	—	2,666,302	12.9%	2,666,302	12.9%
Clayton A. Sweeney (6)	19,900	*	—	—	19,900	*	19,900	*
Christian L. Oberbeck (3)(4)	9,107,926	75.8%	1,300,000	2,800,000	7,807,926	37.7%	6,307,926	30.5%
Robert Cizik (7)	239,964	2.0%	—	—	239,964	*	239,964	*
David M. Hillenbrand (8)	79,598	*	—	—	79,598	*	79,598	*
Steven R. Lacy (9)(12)	151,236	1.3%	—	—	151,236	*	151,236	*
Brian H. McCurrie (10)(12)	47,759	*	—	—	47,759	*	47,759	*
David Whittle	—	*	—	—	—	*	—	*
Kevin J. Fitzgerald (11)(12)	99,200	*	—	—	99,200	*	99,200	*
All directors and officers as a group (15 persons) (5)	12,014,192	100.0%	1,300,000	2,800,000	10,714,192	51.7%	9,214,192	44.5%
Total shares outstanding, including vested options (12)	12,014,192	100.0%			20,714,192	100.0%	20,714,192	100.0%

* 1% or less.

- Beneficial ownership is determined in accordance with the rules of the SEC and includes voting and/or investment power with respect to the shares shown as beneficially owned.
- On December 1, 1997, 2,117,952 shares of voting common stock and 27,672 shares of non-voting common stock beneficially owned by Saratoga Partners III, L.P. were converted into 2,288,481 shares of preferred stock (which are convertible into shares of common stock on a 3.9799-to-one basis, which conversion will occur immediately prior to the consummation of this offering), entitling Saratoga Partners III, L.P. to elect a majority of our board of directors and to exercise a majority of the voting power over all of our outstanding stock with respect to all matters subject to a shareholder vote. Substantially concurrently with the closing of this offering,

Table of Contents

all outstanding shares of preferred stock will convert into common stock on a one-for-one basis. Saratoga Partners III, L.P. is a private investment fund. The address for Saratoga Partners III, L.P. and its affiliates is 535 Madison Avenue, New York, NY 10022. Saratoga Partners III, L.P. and its affiliates have generally authorized Mr. Oberbeck, a director, to vote the shares of Koppers Inc. held by Saratoga Partners III, L.P. and its affiliates. Mr. Oberbeck disclaims beneficial ownership of the common stock owned by Saratoga Partners III, L.P. and its affiliates. Saratoga Partners III, L.P. and its affiliates are entitled to elect a majority of the board of directors and to exercise a majority of the voting power of all of our outstanding stock.

- (3) Saratoga Partners III, L.P. has voting power with respect to such shares and we have been informed that Saratoga Partners III, CV has dispositive power with respect to such shares subject to the terms of the stockholders' agreement.
- (4) Saratoga Partners III, L.P. and its affiliates have voting power with respect to such shares and we have been informed that Brown University Third Century Fund has dispositive directive power with respect to such shares subject to the terms of the stockholders' agreement.
- (5) Pursuant to the stockholders' agreement, Mr. Turner and Mr. Collins were appointed as representatives of the approximately 125 management investors and granted irrevocable proxies to vote 2,666,302 shares of common stock owned by the management investors, including 289,125 shares directly owned by Mr. Turner, for the term of the stockholders' agreement. Mr. Turner and Mr. Collins disclaim beneficial ownership of the shares which they do not directly own.
- (6) Pursuant to the stockholders' agreement, Mr. Sweeney has granted an irrevocable proxy to the representatives to vote the shares owned by him. In 2005, 2003, 2002 and 2001, we purchased a total of 393,529 (after giving effect to the 3.9799-to-1 stock split on January 5, 2006) shares owned by Mr. Sweeney for a total of \$2.1 million.
- (7) Mr. Cizik financed the purchase of 140,467 (after giving effect to the 3.9799-to-1 stock split on January 5, 2006) of his shares in 1999 through a loan from Koppers Inc. The financed shares vest at a rate of 20% per year according to Mr. Cizik's compensation arrangement, and are 100% vested. See "Certain Relationships and Related Party Transactions—Consulting Agreements."
- (8) Pursuant to the stockholders' agreement, Dr. Hillenbrand has granted an irrevocable proxy to the representatives to vote the shares owned by him.
- (9) Pursuant to the stockholders' agreement, Mr. Lacy has granted an irrevocable proxy to the representatives to vote the shares owned by him.
- (10) Pursuant to the stockholders' agreement, Mr. McCurrie has granted an irrevocable proxy to the representatives to vote the shares owned by him.
- (11) Pursuant to the stockholders' agreement, Mr. Fitzgerald has granted an irrevocable proxy to the representatives to vote the shares owned by him.
- (12) Excludes 322,372 shares of restricted stock units that have been granted and which will result in the issuance of an equal number of shares upon vesting. The total number of unvested restricted stock units granted to executive officers is as follows: Mr. Turner, 95,518 shares; Mr. Lacy, 47,759 shares; Mr. McCurrie, 47,759 shares; and Mr. Fitzgerald, 47,759 shares.

CERTAIN RELATIONSHIPS AND RELATED PARTY TRANSACTIONS

Relationship with Legal Counsel

Schnader Harrison Segal & Lewis LLP provided counsel to us during 2004 and 2003. Clayton A. Sweeney, a shareholder and director, is also counsel to Schnader Harrison Segal & Lewis LLP. During 2004 and 2003, we paid a total of \$0.2 million and \$0.3 million, respectively, in legal fees to this firm. Additionally, from 2002 to 2005 we redeemed from Mr. Sweeney a total of 290,385 shares for a total redemption amount of approximately \$1.4 million. The prices at which we redeemed Mr. Sweeney's shares were based on fair value less dividends paid. The board of directors (with Mr. Sweeney abstaining) determined the fair value of our stock based on annual valuations performed by a third party valuation firm. Beginning with the year 2002, the fair value was reduced dollar-for-dollar by the amount of any dividends paid between valuation periods.

Consulting Agreements

Consulting Agreement with Robert Cizik. In 1999, Koppers Inc. entered into a consulting agreement, or the Consulting Agreement, with Robert Cizik in which it has paid a fee of \$12,500 per month to Mr. Cizik for consulting services. Mr. Cizik has advised our board of directors and our management with respect to, and has provided leadership and oversight in connection with, the establishment and execution of strategic and tactical business plans, operating and management policies and acquisition strategies and opportunities to help position us for the future. He has also provided other advice, services and consultations at the request of our board of directors or us from time to time. The Consulting Agreement includes a provision which allowed Mr. Cizik to purchase 79,598 shares of common stock for \$4.27 per share, which purchase was made in October 1999 when the fair value per share was \$4.33. Additionally, the agreement provides for a \$0.6 million interest-free loan from Koppers Inc. for the purchase of 140,467 shares of restricted common stock at a price of \$4.27 per share. Mr. Cizik purchased these shares in October 1999 by signing a promissory note to Koppers Inc. for \$0.6 million. The note, which is 70% collateralized by the value of the related shares and 30% by Mr. Cizik's personal assets, is due in 2009, or immediately in the event Mr. Cizik is no longer Non-Executive Chairman of our board of directors. The shares were initially restricted, with a vesting period of five years; at December 31, 2003, all the shares were vested. Mr. Cizik has the right to require us to redeem the 140,467 shares at any time at the lower of his cost or current fair value; however, the disposition or transfer of the shares requires the related loan to be repaid immediately.

On December 7, 2005, the board of directors of Koppers Inc. (with Mr. Cizik abstaining) voted to authorize the termination of the Consulting Agreement and to increase the annual compensation of the Non-Executive Chairman by \$30,000 per year effective January 1, 2006. On December 23, 2005, Koppers Inc. and Mr. Cizik executed an agreement to terminate the Consulting Agreement, effective January 1, 2006. In connection with such termination, we agreed to pay Mr. Cizik the sum of \$600,000 on December 31, 2005 and Mr. Cizik agreed to continue to serve as our director for at least two years. Mr. Cizik will also remain as Non-Executive Chairman of Koppers Inc., but he will receive no additional compensation for such services. The termination of the Consulting Agreement will not affect the terms of Mr. Cizik's interest-free loan or his stock ownership.

Advisory Services Agreement with Saratoga Partners III, L.P. Koppers Inc. has an advisory and consulting agreement with Saratoga Partners III, L.P. pursuant to which Koppers Inc. pays a management fee of \$150,000 per quarter to an affiliate of Saratoga Partners III, L.P. in lieu of Director's fees to Mr. Oberbeck. In addition, affiliates of Saratoga Partners III, L.P. may provide Koppers Inc. with financial advisory services in connection with significant business transactions, including, but not limited to: (i) identification, negotiation and analysis of acquisitions and dispositions by Koppers Inc. or its subsidiaries; (ii) negotiations and analysis of financing alternatives, including in connection with acquisitions, capital expenditures and refinancing of indebtedness; (iii) finance functions, including assistance in financial projections; (iv) human resource functions, including searching and hiring of executives; and (v) such other services as Koppers Inc.'s board of directors and Saratoga Partners III, L.P. shall agree. For such services, Koppers Inc. will pay affiliates of Saratoga Partners III, L.P.

[Table of Contents](#)

compensation comparable to compensation paid for such services by similarly situated companies. During 2004 and 2003, Koppers Inc. paid an affiliate of Saratoga Partners III, L.P. \$0.5 million and \$1.6 million, respectively, related to advisory services related to refinancing activities. The advisory services agreement will be terminated in connection with this offering and an affiliate of Saratoga Partners will be paid a financial advisory services termination fee of \$3.0 million.

Mr. Oberbeck has served as a director of Koppers Inc. since October 1997. Mr. Oberbeck is one of the founders of Saratoga Partners, where he has been a Managing Director since its formation as an independent entity in September 1998. Prior to that time, Mr. Oberbeck was a Managing Director of Warburg Dillon Read Inc. and its predecessor entity Dillon, Read & Co. Inc. from 1995 to September 1998, where he was responsible for the management of the Saratoga Funds, and Managing Director of Castle Harlan, Inc., a corporate buyout firm, where he worked from 1987 to 1995.

Saratoga Partners III, L.P. has informed us that it is an independent New York based investment firm making private equity investments in partnership with management in the business services and manufacturing industries. Saratoga Partners III, L.P. was founded in 1984 as the corporate buyout group of Dillon, Read & Co. Inc. and is an experienced firm, having led buyout investments in 33 companies.

Stockholders' Agreement

We are a party to a stockholders' agreement. The management investors are a group of approximately 125 individual shareholders with various ownership interests in the common stock and collectively comprising 100% of the total outstanding shares of our common stock. Each management investor is an officer, director or current or former employee of ours or one of our subsidiaries. Pursuant to the stockholders' agreement, Walter W. Turner and Randall D. Collins have been appointed as the representatives of the management investors and have been granted irrevocable proxies for the term of the stockholders' agreement to vote in excess of 90% of the management investors' shares as of December 31, 2004. Prior to February 27, 2004, the stockholders' agreement required us to redeem shares upon a management investor's ceasing for any reason to be employed by us. On February 27, 2004 the stockholders' agreement was amended to make the redemption of common stock from such management investors at our option after the effective date of the amendment. Based on currently available information, as of December 31, 2005, approximately 0.1 million shares of common stock owned by management investors were subject to such redemption obligation.

The stockholders' agreement sets forth supermajority voting requirements for the board of directors for certain matters, including the issuance of additional stock, mergers, consolidations, acquisitions, significant asset sales, and the incurrence of material indebtedness. Saratoga Partners III, L.P. is entitled to nominate a majority of the board of directors.

The stockholders' agreement will be amended upon the completion of this offering to include only those provisions relating to registration rights. Pursuant to the amended stockholders' agreement and subject to certain limitations (i) Saratoga Partners III, L.P. will have the right to demand that we register its shares of our common stock in a public offering and (ii) Saratoga Partners III, L.P. and the management investors will have piggy-back registration rights through which they can require us to include their shares in any registered offering of common stock that we make.

DESCRIPTION OF CERTAIN INDEBTEDNESS

Senior Secured Credit Facility of Koppers Inc.

In December 2005, Koppers Inc. amended its amended and restated senior secured credit facility, which amendment will become effective upon the completion of this offering. The description below gives effect to the terms of the amendment.

The following sets forth a description of some of the terms of Koppers Inc.'s senior secured credit facility:

- provides for a revolving credit facility of \$115.0 million, of which \$44.5 million was outstanding on September 30, 2005;
- provides for a term loan facility of \$19.5 million, of which \$10.0 million is conditioned upon the completion of this offering;
- provides for a borrowing base for loans under the revolving credit facility limited to the sum of 85% of qualified accounts plus 60% of qualified inventory, provided that the portion of the borrowing base supported by qualified Australian accounts and qualified Australian inventory is limited to 25% of the aggregate borrowing base;
- bears interest, in the case of the revolving credit facility, on the outstanding unpaid principal amount, at our option, at either the base rate, plus an applicable margin of 0.00% to 0.50%, or the Eurorate, plus an applicable margin of 1.50% to 2.00% determined, in each case, pursuant to a performance-based pricing grid;
- is secured by substantially all of Koppers Inc.'s assets;
- allows prepayment in whole or in part without premium or penalty;
- matures, in the case of the revolving credit facility, on December 31, 2009; and
- matures, in the case of the term loan facility, on November 1, 2009.

Koppers Inc.'s senior secured credit facility contains representations and affirmative covenants customary for financings of this type. Koppers Inc.'s senior secured credit facility also contains negative covenants that limit our ability and the ability of our subsidiaries to, among other things:

- incur additional indebtedness or issue guarantees;
- grant liens;
- make fundamental changes in our business, corporate structure or capital structure, including, among other things, entering into any merger, consolidation or amalgamation or liquidating, winding up or dissolving;
- sell assets or subsidiaries;
- make investments, including the advancing of loans or extensions of credit, enter into joint ventures or make acquisitions of assets constituting a business unit or the capital stock of another entity;
- prepay, redeem or repurchase subordinated indebtedness, including the Exchange Notes, or amend documents relating to other existing indebtedness, including the Exchange Notes, or amend documents relating to other existing indebtedness or other material documents; and
- enter into transactions with affiliates.

The negative covenants also include financial covenants that require Koppers Inc. to maintain certain financial ratios, including the following:

- The fixed charge coverage ratio, calculated as of the end of each fiscal quarter for the four fiscal quarters then ended, shall not be less than 1.05 to 1.0. The fixed charge coverage ratio at September 30, 2005 was 1.77 to 1.0.

[Table of Contents](#)

- The total leverage ratio, calculated as of the end of each fiscal quarter for the four fiscal quarters then ended, shall not exceed the ratios set forth below for the periods specified below:

<u>Fiscal Quarters Ended</u>	<u>Ratio</u>
August 15, 2005 through March 31, 2008	5.0 to 1.0
June 30, 2008 and thereafter	4.5 to 1.0

- The total leverage ratio at September 30, 2005 was 3.78 to 1.0.

Koppers Inc.'s senior secured credit facility also contains events of default that are customary for financings of this type, including, without limitation, and subject to certain exceptions, those related to:

- default in payment of principal and interest;
- materially false or misleading representations or warranties;
- default in observance or performance of any of the affirmative or negative covenants included in the senior secured credit facility or related security documents;
- cross-default in the payment of other indebtedness of more than \$5.0 million in the aggregate;
- specified events of bankruptcy;
- specified ERISA events;
- specified judgments or decrees involving more than \$5.0 million in the aggregate;
- failure of the applicable senior secured credit facility documents or any material provisions thereof, the guarantees, security documents or any related documents to be enforceable and in full force and effect;
- certain change of control events; and
- certain failures by Beazer East to comply with its indemnity obligations under the terms of the asset purchase agreement between us and Koppers Company, Inc. (now known as Beazer East, Inc.).

9⁷/₈% Senior Secured Notes due 2013 of Koppers Inc.

Koppers Inc. has issued and outstanding \$320.0 million aggregate principal amount of 9⁷/₈% senior secured notes due 2013. Interest is payable semiannually in arrears on April 15 and October 15 of each year. The senior secured notes are guaranteed, jointly and severally, on a senior secured basis by some of our current and future subsidiaries.

The senior secured notes and subsidiary guarantees are senior obligations of Koppers Inc. and its subsidiary guarantors, respectively, and are secured by a second priority lien on and security interest in substantially all of the assets owned by Koppers Inc. and its subsidiary guarantors that secure Koppers Inc.'s obligations under its senior secured credit facility.

The senior secured notes include customary covenants that restrict, among other things, the ability to incur additional debt, pay dividends or make certain other restricted payments, incur liens, merge or sell all or substantially all of the assets or enter into various transactions with affiliates. Prior to October 15, 2006, Koppers Inc. may redeem up to 35% of the aggregate principal amount of the Senior Secured Notes at a redemption price of 109.875% of the principal amount thereof, plus accrued and unpaid interest to the date of such redemption, with funds raised in specified equity offerings. On or after October 15, 2008, Koppers Inc. may redeem some or all of the senior secured notes at a redemption prices specified in the indenture governing such notes, plus accrued and unpaid interest to the date of such redemption.

The terms of the indenture governing the senior secured notes significantly restrict Koppers Inc. from paying dividends and otherwise transferring assets to Koppers Holdings. For example, Koppers Inc.'s ability to make such payments is governed by a formula based on 50% of its consolidated net income. In addition, as a condition to making such payments based on such formula, Koppers Inc. must have an EBITDA (as defined in the indenture governing the senior secured notes) to consolidated interest expense ratio of at least 2.0 to 1.

[Table of Contents](#)

Notwithstanding such restrictions, the indenture permits an aggregate of \$7.5 million of such payments to be made whether or not there is availability under the formula or conditions to its use are met, *provided* that at the time of such payment, no default shall have occurred and be continuing under that indenture.

The indenture governing the senior secured notes has a covenant that limits the incurrence of additional indebtedness unless on the date of the incurrence of additional indebtedness the Consolidated Coverage Ratio (defined therein) will be, after giving effect to the incurrence thereof and the application of the proceeds thereof, greater than 2.0 to 1.0. The indenture defines Consolidated Coverage Ratio as the ratio of (a) the aggregate amount of EBITDA for the period of the most recent four consecutive fiscal quarters ending at least 45 days prior to the date of such determination to (b) Consolidated Interest Expense (defined therein) for such four fiscal quarters.

We are currently in compliance with all covenants in the indenture governing the senior secured notes. Failure to comply with the covenants contained in the indenture governing the senior secured notes may result in an event of default. The indenture governing the Senior Secured Notes also contains various other events of default, including but not limited to those related to non-payment of principal, interest or fees; certain bankruptcy-related events; invalidity of liens; non-payment of certain legal judgments; and cross defaults with certain other indebtedness.

9⁷/₈% Senior Discount Notes due 2014 of Koppers Holdings

Koppers Holdings has issued and outstanding \$203.0 million aggregate principal amount at maturity of 9⁷/₈% senior discount notes due 2014. No cash interest is required to be paid prior to November 15, 2009. The accreted value of each discount note will increase from the date of issuance until November 15, 2009, at a rate of 9⁷/₈% per annum compounded semiannually such that on November 19, 2009 the accreted value will equal \$203.0 million, the principal amount due at maturity. Subsequent to November 19, 2009 cash interest on the Discount Notes will accrue and be payable semiannually in arrears on May 15 and November 15 of each year, commencing on May 15, 2010.

The senior discount notes are senior obligations of Koppers Holdings and are effectively subordinated to our existing and future secured indebtedness, and are structurally subordinated to all of the existing and future indebtedness and other liabilities and preferred equity of our subsidiaries.

The senior discount notes include customary covenants that restrict, among other things, the ability to incur additional debt, pay dividends or make certain other restricted payments, incur liens, merge or sell all or substantially all of the assets or enter into various transactions with affiliates. Prior to November 15, 2007, Koppers Holdings may redeem up to 35% of the aggregate principal amount of the senior discount notes at a redemption price of 109.875% of the principal amount thereof, plus accrued and unpaid interest to the date of such redemption, with funds raised in specified equity offerings. On or after November 15, 2009, Koppers Holdings may redeem some or all of the senior discount notes at a redemption prices specified in the indenture governing such notes, plus accrued and unpaid interest to the date of such redemption.

The indenture governing the senior discount notes has a covenant that limits the incurrence of additional indebtedness unless on the date of the incurrence of additional indebtedness the Consolidated Coverage Ratio (defined therein) will be, after giving effect to the incurrence thereof and the application of the proceeds thereof, greater than 2.0 to 1.0. The indenture defines Consolidated Coverage Ratio as the ratio of (a) the aggregate amount of EBITDA for the period of the most recent four consecutive fiscal quarters ending at least 45 days prior to the date of such determination to (b) Consolidated Interest Expense (defined therein) for such four fiscal quarters.

We are currently in compliance with all covenants in the indenture governing the senior discount notes. Failure to comply with the covenants contained in the indenture governing the senior discount notes may result in an event of default. The indenture governing the senior discount notes also contains various other events of default, including but not limited to those related to non-payment of principal, interest or fees; certain bankruptcy-related events; invalidity of liens; non-payment of certain legal judgments; and cross defaults with certain other indebtedness.

DESCRIPTION OF CAPITAL STOCK

The following is a description of the material terms of our Amended and Restated Articles of Incorporation and Bylaws as each will be amended and in effect as of the date of consummation of this offering. We refer you to our Amended and Restated Articles of Incorporation and Bylaws, copies of which, as amended and in effect as of the date of consummation of this offering, have been filed as exhibits to the registration statement relating to this offering.

Immediately prior to the consummation of this offering, there will be an aggregate of 12,014,192 shares of common stock outstanding and held of record by approximately 125 shareholders. We expect our first annual shareholders meeting after the consummation of this offering to be held in Spring 2007.

Common Stock

Pursuant to our Amended and Restated Articles of Incorporation, which we refer to as our Articles of Incorporation, we are authorized to issue up to 40,000,000 shares of common stock, \$0.01 par value per share. Holders of common stock will be entitled to one vote for each share held on all matters submitted to a vote of shareholders and will not have cumulative voting rights. Accordingly, holders of a majority of the shares of common stock entitled to vote in any election of directors may elect all of the directors standing for election. Holders of common stock are entitled to receive ratably such dividends, if any, as may be declared by the board of directors out of funds legally available therefor, subject to any preferential dividend rights of outstanding preferred stock. Upon our liquidation, dissolution or winding up, the holders of common stock are entitled to receive ratably our net assets available after the payment of all debts and other liabilities and subject to the prior rights of any outstanding preferred stock. Holders of our common stock have no preemptive, subscription, redemption or conversion rights. The outstanding shares of common stock are, and the shares offered by us hereby will be, when issued and paid for, fully paid and nonassessable. If we issue any preferred stock, the rights, preferences and privileges of holders of common stock will be subject to, and may be adversely affected by, the rights of the holders of our preferred stock. See “—Preferred Stock.”

Preferred Stock

Pursuant to the terms of our Articles of Incorporation, we are authorized to issue up to 10,000,000 shares of preferred stock, \$0.01 par value per share. The board of directors is authorized, subject to any limitations prescribed by law, without further shareholder approval, to issue such shares of preferred stock in one or more series. Each such series of preferred stock shall have such rights, preferences, privileges and restrictions, including voting rights, dividend rights, conversion rights, redemption privileges and liquidation preferences, as shall be determined by the board of directors.

The purpose of authorizing the board of directors to issue preferred stock and determine its rights and preferences is to eliminate delays associated with a shareholder vote on specific issuances. The issuance of preferred stock, while providing desirable flexibility in connection with possible acquisitions and other corporate purposes, could have the effect of making it more difficult for a third party to acquire, or of discouraging a third party from attempting to acquire, a majority of our outstanding voting stock. The existence of the authorized but undesignated preferred stock may have a depressive effect on the market price of our common stock.

Certain Corporate Anti-Takeover Provisions

Our Articles of Incorporation and Bylaws will contain a number of provisions relating to corporate governance and to the rights of shareholders. Certain of these provisions may be deemed to have a potential “anti-takeover” effect in that such provisions may delay, defer or prevent a change of control of the Company. These provisions include:

Preferred Stock

Our board of directors has authority to issue series of preferred stock with such voting rights and other powers as the board of directors may determine, as described above.

[Table of Contents](#)

Classified Board

Our Articles of Incorporation will provide for a classified board of directors, beginning with the annual shareholders meeting in Spring 2007. Our board of directors will be classified into three classes. Each director will serve a three year term and will stand for re-election once every three years.

Removal of Directors, Vacancies

Our shareholders will be able to remove directors only for cause and only by the affirmative vote of the holders of a majority of the outstanding shares of our capital stock entitled to vote in the election of directors. Vacancies on our board of directors may be filled only by our board of directors.

No Cumulative Voting

Our Articles of Incorporation will provide that shareholders do not have the right to cumulative votes in the election of directors. Cumulative voting rights would have been available to the holders of our common stock if our Articles of Incorporation had not negated cumulative voting.

No Shareholder Action by Written Consent; Calling of Special Meetings of Shareholders

Our Articles of Incorporation will not permit shareholder action without a meeting by consent except for the unanimous consent of all holders of our common stock. They also will provide that special meetings of our shareholders may be called only by the board of directors or the chairman of the board of directors.

Advance Notice Requirements for Stockholder Proposals and Director Nominations

Our Bylaws will provide that shareholders seeking to nominate candidates for election as directors or to bring business before an annual meeting of shareholders must provide timely notice of their proposal in writing to the corporate secretary.

In addition, the Pennsylvania Business Corporation Law, or the BCL, provides that directors may, in discharging their duties, consider the interests of a number of suppliers, customers, creditors and the community in which it is located. Directors are not required to consider the interests of shareholders to a greater degree than other constituencies' interests. The BCL expressly provides that directors do not violate their fiduciary duties solely by relying on "poison pills" or the anti-takeover provisions of the BCL. We do not currently have a "poison pill" and do not presently plan to adopt one.

Pennsylvania Anti-Takeover Law Provisions

The BCL provides, in its subchapters 25(E), 25(F), 25(G), 25(H), 25(I) and 25(J), certain anti-takeover protections with respect to corporations which do not elect out of them. Under our Articles of Incorporation, we will elect out of these subchapters.

The BCL permits an amendment of the corporation's articles or other corporate action, if approved by shareholders generally, to provide mandatory special treatment for specified groups of nonconsenting shareholders of the same class by providing, for example, that shares of common stock held only by designated shareholders of record, and no other shares of common stock, shall be cashed out at a price determined by the corporation, subject to applicable dissenters' rights.

Transfer Agent and Registrar

The transfer agent and registrar for the common stock is Mellon Investor Services.

New York Stock Exchange Listing

Our common stock has been approved for listing on the New York Stock Exchange under the trading symbol "KOP."

SHARES ELIGIBLE FOR FUTURE SALE

We cannot predict what effect, if any, market sales of shares of common stock or the availability of shares of common stock for sale will have on the market price of our common stock. Nevertheless, sales of substantial amounts of common stock in the public market, or the perception that such sales could occur, could materially and adversely affect the market price of our common stock and could impair our future ability to raise capital through the sale of our equity or equity-related securities at a time and price that we deem appropriate.

Upon the closing of this offering, we will have outstanding an aggregate of approximately 20,714,192 shares of common stock. Of the outstanding shares, the shares sold in this offering will be freely tradable without restriction or further registration under the Securities Act, except that any shares held by our “affiliates,” as that term is defined under Rule 144 of the Securities Act, may be sold only in compliance with the limitations described below. The remaining outstanding shares of common stock will be deemed “restricted securities” as that term is defined under Rule 144. Restricted securities may be sold in the public market only if registered or if they qualify for an exemption from registration under Rule 144 or 144(k) under the Securities Act, which are summarized below.

Rule 144

In general, under Rule 144 as currently in effect, any person, including an affiliate, who has beneficially owned shares of our common stock for a period of at least one year is entitled to sell, within any three-month period, a number of shares that does not exceed the greater of:

- 1.0% of the then-outstanding shares of common stock; and
- the average weekly trading volume in the common stock on the New York Stock Exchange during the four calendar weeks preceding the date on which notice of sale is filed with the SEC.

Sales under Rule 144 are also subject to provisions relating to notice, manner of sale, volume limitations and the availability of current public information about us.

Rule 144(k)

In addition, a person who is not deemed to have been an affiliate of ours at any time during the 90 days preceding a sale and who has beneficially owned the shares proposed to be sold for at least two years would be entitled to sell those shares under Rule 144(k) without regard to the manner of sale, public information, volume limitation or notice requirements of Rule 144. To the extent that our affiliates sell their shares, other than pursuant to Rule 144 or a registration statement, the purchaser’s holding period for the purpose of effecting a sale under Rule 144 commences on the date of transfer from the affiliate.

Rule 701

Under Rule 701, common stock acquired upon the exercise of certain currently outstanding options or pursuant to other rights granted under our stock plans may be resold, to the extent not subject to lock-up agreements, (1) by persons other than affiliates, beginning 90 days after the effective date of this offering, subject only to the manner-of-sale provisions of Rule 144, and (2) by affiliates, subject to the manner-of-sale, current public information and filing requirements of Rule 144, in each case, without compliance with the one-year holding period requirement of Rule 144.

Form S-8 Registration Statements

We intend to file one or more registration statements on Form S-8 under the Securities Act following this offering to register our shares of common stock that are issuable pursuant to our stock option plans. These registration statements are expected to become effective upon filing. Shares covered by these registration statements will then be eligible for sale in the public markets, subject to any applicable lock-up agreements and to Rule 144 limitations applicable to affiliates.

Registration Rights

The stockholders' agreement will be amended upon the completion of this offering to include only those provisions relating to registration rights. Pursuant to the amended stockholders' agreement and subject to certain limitations (i) Saratoga Partners III, L.P. will have the right to demand that we register its shares of our common stock in a public offering and (ii) Saratoga Partners III, L.P. and the management investors will have piggy-back registration rights through which they can require us to include their shares in any registered offering of common stock that we make.

Lock-Up Agreements

We, our officers, directors and certain of our existing security holders have agreed with the underwriters not to sell, dispose of or hedge any of their common stock or securities convertible into or exchangeable for shares of common stock, during the period from the date of this prospectus continuing through the date 180 days after the date of this prospectus, except with the prior written consent of Credit Suisse Securities (USA) LLC and UBS Securities LLC. See "Underwriting."

MATERIAL UNITED STATES FEDERAL INCOME TAX CONSIDERATIONS

The following is a summary of the material U.S. federal income tax (and, in the case of non-U.S. holders, estate tax) considerations with respect to the ownership and disposition of our common stock by U.S. holders (as defined below) and non-U.S. holders (as defined below) as of the date hereof. This summary deals only with holders that hold our common stock as a capital asset.

For purposes of this summary, a “U.S. holder” means a beneficial owner of our common stock that is any of the following for U.S. federal income tax purposes: (i) an individual who is a citizen or resident of the United States, (ii) a corporation or other entity treated as a corporation for U.S. federal income tax purposes created or organized in or under the laws of the United States, any state thereof, or the District of Columbia, (iii) an estate the income of which is subject to U.S. federal income taxation regardless of its source, or (iv) a trust if (1) its administration is subject to the primary supervision of a court within the United States and one or more U.S. persons have the authority to control all of its substantial decisions, or (2) it has a valid election in effect under applicable U.S. Treasury regulations to be treated as a U.S. person. A “non-U.S. holder” is a beneficial owner that is a nonresident alien individual or a corporation, trust or estate that is not a U.S. holder for U.S. federal income tax purposes.

This summary is based upon provisions of the Internal Revenue Code of 1986, as amended, and regulations, rulings and judicial decisions as of the date hereof. Those authorities may be changed, perhaps retroactively, or be subject to differing interpretations, so as to result in U.S. federal tax considerations different from those summarized below. We cannot assure you that a change in law will not alter significantly the tax considerations that we describe in this summary.

This summary does not represent a detailed description of the U.S. federal tax consequences to you in light of your particular circumstances. In addition, it does not represent a description of the U.S. federal tax consequences to you if you are subject to special treatment under U.S. federal tax laws (including if you are a dealer in securities or currency trader in securities that uses a mark-to-market method of accounting for securities holdings, financial institution, tax-exempt entity, partnership or other pass-through entity or investor in such entity, insurance company, person holding common stock as part of a hedging, integrated, conversion or constructive sale transaction or a straddle, person owning 10 percent or more of our voting stock, person subject to alternative minimum tax, U.S. holder whose functional currency is not the U.S. dollar, U.S. expatriate, “controlled foreign corporation” or “passive foreign investment company”), and it generally does not address any U.S. taxes other than the federal income tax.

If an entity classified as a partnership for U.S. federal income tax purposes holds our common stock, the tax treatment of a partner will generally depend on the status of the partner and the activities of the partnership. If you are a partnership holding our common stock, or a partner in such a partnership, you should consult your tax advisors.

If you are considering the purchase of our common stock, you should consult your own tax advisors concerning the particular U.S. federal income, estate and gift tax consequences to you of the ownership and disposition of the common stock, as well as the consequences to you arising under the laws of any other taxing jurisdiction, including any state, local or foreign tax consequences.

U.S. Holders

Dividends

The gross amount of dividends paid to U.S. holders of common stock will be treated as dividend income to such holders, to the extent paid out of current or accumulated earnings and profits, as determined under U.S. federal income tax principles. Such income will be includable in the gross income of a U.S. holder on the day

[Table of Contents](#)

actually or constructively received by the U.S. holder. Under current legislation, which is scheduled to “sunset” at the end of 2008, dividend income will generally be taxed to individual U.S. holders at rates applicable to long-term capital gains, provided that a minimum holding period and other limitations and requirements are satisfied. Dividends received after 2008 will be taxable at ordinary rates. Corporate U.S. holders may be entitled to a dividends received deduction with respect to distributions treated as dividend income for U.S. federal income tax purposes, subject to numerous limitations and requirements.

To the extent that the amount of any distribution exceeds our current and accumulated earnings and profits, the distribution will first be treated as a tax-free return of capital, causing a reduction in the adjusted basis of the shares of common stock to the extent thereof (thereby increasing the amount of gain, or decreasing the amount of loss, to be recognized by the holder on a subsequent disposition of our common stock), and the balance in excess of the adjusted basis will be taxed as capital gain (short-term or long-term, as applicable) recognized on a sale or exchange.

Gain on Disposition of Common Stock

A U.S. holder will recognize taxable gain or loss on any sale or exchange of shares of our common stock in an amount equal to the difference between the amount realized and the U.S. holder’s basis in such shares of common stock. Such gain or loss will be capital gain or loss. Capital gains of individuals derived with respect to capital assets held for more than one year are eligible for reduced rates of taxation. The deductibility of capital losses is subject to limitation.

Information Reporting and Backup Withholding

In general, information reporting requirements will apply to dividends paid on our common stock and to the proceeds received on the sale, exchange or other disposition (including a redemption) of common stock by a U.S. holder other than certain exempt recipients (such as corporations). A backup withholding tax will apply to such payments if the U.S. holder fails to provide an accurate taxpayer identification number and to comply with certain certification procedures or otherwise establish an exemption from backup withholding. The amount of any backup withholding from a payment to a U.S. holder will be allowed as a refund or credit against the U.S. holder’s U.S. federal income tax liability provided that the required information is timely furnished to the Internal Revenue Service, or IRS.

Non-U.S. Holders

Dividends

Dividends paid to a non-U.S. holder of our common stock, to the extent paid out of current or accumulated earnings and profits, as determined under U.S. federal income tax principles, generally will be subject to withholding of U.S. federal income tax at a 30% rate or such lower rate as may be specified by an applicable income tax treaty. However, dividends that are effectively connected with the conduct of a trade or business by a non-U.S. holder within the United States and, where an income tax treaty applies, are attributable to a U.S. permanent establishment of the non-U.S. holder are not subject to this withholding tax, but instead are subject to U.S. federal income tax on a net income basis at applicable individual or corporate rates. Certain certification and disclosure requirements (including the provision of a properly executed Form W-8ECI (or successor form)) must be complied with in order for effectively connected dividends to be exempt from this withholding tax. Any such effectively connected dividends received by a foreign corporation may be subject to an additional “branch profits tax” at a 30% rate or such lower rate as may be specified by an applicable income tax treaty.

A non-U.S. holder of our common stock who is entitled to and wishes to claim the benefits of an applicable treaty rate (and avoid backup withholding as discussed below) for dividends, will be required to (i) complete IRS Form W-8BEN (or successor form) and make certain certifications, under penalty of perjury, to establish its status as a non-U.S. person and its entitlement to treaty benefits or (ii) if the common stock is held through

[Table of Contents](#)

certain foreign intermediaries, satisfy the relevant certification requirements of applicable U.S. Treasury regulations. Special certification and other requirements apply to certain non-U.S. holders that are entities rather than individuals.

A non-U.S. holder of our common stock eligible for a reduced rate of U.S. federal withholding tax pursuant to an income tax treaty may obtain a refund of any excess amounts withheld by timely filing an appropriate claim for refund with the IRS.

Gain on Disposition of Common Stock

A non-U.S. holder generally will not be subject to U.S. federal income tax with respect to gain recognized on a sale or other disposition of our common stock unless: (i) the gain is effectively connected with a trade or business of the non-U.S. holder in the U.S. and, where a tax treaty applies, is attributable to a U.S. permanent establishment of the non-U.S. holder (in which case, the non-U.S. holder will generally be taxed on its net gain derived from the disposition at the regular graduated U.S. federal income tax rates and in much the same manner applicable to U.S. persons and, if the non-U.S. holder is a foreign corporation, the “branch profits tax” described above may also apply); (ii) in the case of a non-U.S. holder who is an individual, such holder is present in the U.S. for 183 or more days in the taxable year of the sale or other disposition and certain other conditions are met (in which case, the non-U.S. holder will be subject to U.S. federal income tax at a rate of 30% (or a reduced rate under an applicable treaty) on the amount by which capital gains allocable to U.S. sources exceed capital losses allocable to U.S. sources); or (iii) we are or have been a “U.S. real property holding corporation” for U.S. federal income tax purposes.

We believe we currently are not, and do not anticipate becoming, a “U.S. real property holding corporation” for U.S. federal income tax purposes. If we are or if we become a U.S. real property holding corporation, if our common stock is regularly traded on an established securities market, a non-U.S. holder who (actually or constructively (applying certain ownership attribution rules)) holds or held (at any time during the shorter of the five year period preceding the date of disposition or the holder’s holding period) more than five percent of the common stock will be subject to U.S. federal income tax on a disposition of the common stock but other non-U.S. holders generally will not. If the common stock is not so traded, all non-U.S. holders will be subject to U.S. federal income tax on disposition of the common stock.

Information Reporting and Backup Withholding

We must report annually to the IRS and to each non-U.S. holder the amount of dividends paid to such holder and the tax withheld (if any) with respect to such dividends, regardless of whether withholding was required. Copies of the information returns reporting such dividends and any withholding may also be made available to the tax authorities in the country in which the non-U.S. holder resides under the provisions of an applicable income tax treaty. In addition, dividends paid to a non-U.S. holder generally will be subject to backup withholding unless applicable certification requirements are met.

Payment of the proceeds of a sale (including a redemption) of our common stock within the United States or conducted through certain U.S. related financial intermediaries is subject to information reporting and, depending upon the circumstances, backup withholding unless the beneficial owner certifies under penalties of perjury that it is not a United States person or the holder otherwise establishes an exemption.

Any amounts withheld under the backup withholding rules may be allowed as a refund or a credit against such holder’s U.S. federal income tax liability provided the required information is timely furnished to the IRS.

Federal Estate Tax

Common stock owned or treated as owned by an individual who is not a citizen or resident of the United States, as specifically defined for U.S. federal estate tax purposes, at the time of death will be included in such holder’s gross estate for U.S. federal estate tax purposes, unless an applicable estate tax treaty provides otherwise, and, therefore, may be subject to U.S. federal estate tax.

UNDERWRITING

Under the terms and subject to the conditions contained in an underwriting agreement dated January 31, 2006, we and the selling shareholders have agreed to sell to the underwriters named below, for whom Credit Suisse Securities (USA) LLC and UBS Securities LLC are acting as representatives, the following respective numbers of shares of common stock:

Underwriter	Number of Shares
Credit Suisse Securities (USA) LLC	3,500,000
UBS Securities LLC	3,500,000
First Analysis Securities Corporation	1,000,000
Jefferies & Company, Inc.	1,000,000
KeyBanc Capital Markets, a division of McDonald Investments Inc.	1,000,000
Total	10,000,000

The underwriting agreement provides that the underwriters are obligated to purchase all the shares of common stock in the offering if any are purchased, other than those shares covered by the over-allotment option described below. The underwriting agreement also provides that, if an underwriter defaults, the purchase commitments of non-defaulting underwriters may be increased or the offering may be terminated.

The selling shareholders have granted to the underwriters a 30-day option to purchase on a pro rata basis up to 1,500,000 additional shares at the initial public offering price less the underwriting discounts and commissions. The option may be exercised only to cover any over-allotments of common stock.

The underwriters propose to offer the shares of common stock initially at the public offering price on the cover page of this prospectus and to selling group members at that price less a selling concession of \$0.588 per share. The underwriters and selling group members may allow a discount of \$0.10 per share on sales to other broker/dealers. After the initial public offering, the representatives may change the public offering price and concession and discount to broker/dealers.

The following table summarizes the compensation and estimated expenses we and the selling shareholders will pay:

	Per Share		Total	
	Without Over-allotment	With Over-allotment	Without Over-allotment	With Over-allotment
Underwriting Discounts and Commissions paid by us	\$ 0.98	\$ 0.98	\$8,526,000	\$8,526,000
Expenses payable by us	\$ 0.15	\$ 0.13	\$1,511,326	\$1,511,326
Underwriting Discounts and Commissions paid by selling shareholders	\$ 0.98	\$ 0.98	\$1,274,000	\$2,744,000
Expenses payable by the selling shareholders	\$ —	\$ —	\$ —	\$ —

The representatives have informed us that they do not expect sales to accounts over which the underwriters have discretionary authority to exceed 5% of the shares of stock being offered.

We have agreed that we will not offer, sell, contract to sell, pledge or otherwise dispose of, directly or indirectly, or file with the SEC a registration statement under the Securities Act relating to, any shares of our common stock or securities convertible into or exchangeable or exercisable for any shares of our common stock, or publicly disclose the intention to make any offer, sale, pledge, disposition or filing, without the prior written consent of the representatives for a period of 180 days after the date of this prospectus. However, in the event that either (1) during the last 17 days of the “lock-up” period, we release earnings results or material news or a material event relating to us occurs or (2) prior to the expiration of the “lock-up” period, we announce that we will release earnings results during the 16-day period beginning on the last day of the “lock-up” period, then

[Table of Contents](#)

in either case the expiration of the “lock-up” will be extended until the expiration of the 18-day period beginning on the date of the release of the earnings results or the occurrence of the material news or event, as applicable, unless the representatives waive, in writing, such an extension.

Our officers, directors and certain of our existing security holders have agreed that they will not offer, sell, contract to sell, pledge or otherwise dispose of, directly or indirectly, any shares of our common stock or securities convertible into or exchangeable or exercisable for any shares of our common stock, enter into a transaction that would have the same effect, or enter into any swap, hedge or other arrangement that transfers, in whole or in part, any of the economic consequences of ownership of our common stock, whether any of these transactions are to be settled by delivery of our common stock or other securities, in cash or otherwise, or publicly disclose the intention to make any offer, sale, pledge or disposition, or to enter into any transaction, swap, hedge or other arrangement, without, in each case, the prior written consent of the representatives for a period of 180 days after the date of this prospectus. However, in the event that either (1) during the last 17 days of the “lock-up” period, we release earnings results or material news or a material event relating to us occurs or (2) prior to the expiration of the “lock-up” period, we announce that we will release earnings results during the 16-day period beginning on the last day of the “lock-up” period, then in either case the expiration of the “lock-up” will be extended until the expiration of the 18-day period beginning on the date of the release of the earnings results or the occurrence of the material news or event, as applicable, unless the representatives waive, in writing, such an extension.

The representatives have advised us that they have no present intent or arrangement to release any shares subject to a lock-up or to grant any waiver of a lock-up period extension. The representatives have further advised us that the release of any lock-up or the waiver of any extension will be considered on a case by case basis. Upon a request to release any shares subject to a lock-up or waive any extension, the representatives would consider the particular circumstances surrounding the request, including but not limited to, the length of time before the lock-up expires, the number of shares requested to be released, the reasons for the request, the possible impact on the market for our common stock, whether the holder of our shares requesting the release or waiver is an officer, director or other affiliate of ours and, in the event of an extension of the lock-up, the facts and circumstances surrounding the events triggering such extension.

The underwriters have reserved for sale at the initial public offering price up to 500,000 shares of the common stock for employees, directors and other persons associated with us who have expressed an interest in purchasing common stock in the offering. The number of shares available for sale to the general public in the offering will be reduced to the extent these persons purchase the reserved shares. Any reserved shares not so purchased will be offered by the underwriters to the general public on the same terms as the other shares. The reserved shares will not be subject to any lock-up agreement.

We and the selling shareholders have agreed to indemnify the underwriters against liabilities under the Securities Act, or contribute to payments that the underwriters may be required to make in that respect.

Our common stock has been approved for listing on the New York Stock Exchange under the trading symbol “KOP.”

Some of the underwriters and their affiliates have provided, and may provide in the future, investment banking and other financial services for us in the ordinary course of business for which they have received and would receive customary compensation. In particular, Credit Suisse Securities (USA) LLC (formerly known as Credit Suisse First Boston LLC) and UBS Securities LLC were both initial purchasers in connection with the offering of our 9^{7/8}% senior discount notes due 2014 and the 9^{7/8}% senior secured notes due 2013 of Koppers Inc.

Prior to this offering, there has been no public market for our common stock. The initial public offering price has been determined by a negotiation between us and the representatives and will not necessarily reflect the market price of our common stock following the offering. The principal factors that were considered in determining the public offering price included:

- the information presented in this prospectus and otherwise available to the underwriters;
- the history of and prospects for the industry in which we compete;

Table of Contents

- the ability of our management;
- the prospects for our future earnings;
- the present state of our development and our current financial condition;
- the recent market prices of, and the demand for, publicly traded common stock of generally comparable companies; and
- the general condition of the securities markets at the time of this offering.

In connection with the offering the underwriters may engage in stabilizing transactions, over-allotment transactions, syndicate covering transactions and penalty bids in accordance with Regulation M under the Exchange Act.

- Stabilizing transactions permit bids to purchase the underlying security so long as the stabilizing bids do not exceed a specified maximum.
- Over-allotment involves sales by the underwriters of shares in excess of the number of shares the underwriters are obligated to purchase, which creates a syndicate short position. The short position may be either a covered short position or a naked short position. In a covered short position, the number of shares over-allotted by the underwriters is not greater than the number of shares that they may purchase in the over-allotment option. In a naked short position, the number of shares involved is greater than the number of shares in the over-allotment option. The underwriters may close out any covered short position by either exercising their over-allotment option and/or purchasing shares in the open market.
- Syndicate covering transactions involve purchases of the common stock in the open market after the distribution has been completed in order to cover syndicate short positions. In determining the source of shares to close out the short position, the underwriters will consider, among other things, the price of shares available for purchase in the open market as compared to the price at which they may purchase shares through the over-allotment option. If the underwriters sell more shares than could be covered by the over-allotment option, a naked short position, the position can only be closed out by buying shares in the open market. A naked short position is more likely to be created if the underwriters are concerned that there could be downward pressure on the price of the shares in the open market after pricing that could adversely affect investors who purchase in the offering.
- Penalty bids permit the representatives to reclaim a selling concession from a syndicate member when the common stock originally sold by the syndicate member is purchased in a stabilizing or syndicate covering transaction to cover syndicate short positions.

These stabilizing transactions, syndicate covering transactions and penalty bids may have the effect of raising or maintaining the market price of our common stock or preventing or retarding a decline in the market price of the common stock. As a result the price of our common stock may be higher than the price that might otherwise exist in the open market. These transactions may be effected on the New York Stock Exchange and, if commenced, may be discontinued at any time.

The common stock is being offered for sale in those jurisdictions in the United States, Europe, Asia and elsewhere where it is lawful to make such offers.

Each of the underwriters has represented and agreed that it has not offered, sold or delivered and will not offer, sell or deliver any of the common stock directly or indirectly, or distribute this prospectus supplement or the accompanying prospectus or any other offering material relating to the common stock, in or from any jurisdiction except under circumstances that will result in compliance with the applicable laws and regulations thereof and that will not impose any obligations on us except as set forth in the underwriting agreement.

In relation to each Member State of the European Economic Area which has implemented the Prospectus Directive (each, a Relevant Member State), each Underwriter represents and agrees that with effect from and

[Table of Contents](#)

including the date on which the Prospectus Directive is implemented in that Relevant Member State, or the Relevant Implementation Date, it has not made and will not make an offer of Securities to the public in that Relevant Member State prior to the publication of a prospectus in relation to the Securities which has been approved by the competent authority in that Relevant Member State or, where appropriate, approved in another Relevant Member State and notified to the competent authority in that Relevant Member State, all in accordance with the Prospectus Directive, except that it may, with effect from and including the Relevant Implementation Date, make an offer of Securities to the public in that Relevant Member State at any time,

(a) to legal entities which are authorized or regulated to operate in the financial markets or, if not so authorized or regulated, whose corporate purpose is solely to invest in securities;

(b) to any legal entity which has two or more of (1) an average of at least 250 employees during the last financial year; (2) a total balance sheet of more than € 43,000,000 and (3) an annual net turnover of more than €50,000,000, as shown in its last annual or consolidated accounts;

(c) to fewer than 100 natural or legal persons (other than qualified investors as defined in the Prospectus Directive) subject to obtaining the prior consent of the manager for any such offer; or

(d) in any other circumstances which do not require the publication by the Issuer of a prospectus pursuant to Article 3 of the Prospectus Directive.

For the purposes of this provision, the expression an “offer of Shares to the public” in relation to any Shares in any Relevant Member State means the communication in any form and by any means of sufficient information on the terms of the offer and the Shares to be offered so as to enable an investor to decide to purchase or subscribe the Shares, as the same may be varied in that Member State by any measure implementing the Prospectus Directive in that Member State and the expression “Prospectus Directive” means Directive 2003/71/EC and includes any relevant implementing measure in each Relevant Member State.

A prospectus in electronic format may be made available on the web sites maintained by one or more of the underwriters, or selling group members, if any, participating in this offering and one or more of the underwriters participating in this offering may distribute prospectuses electronically. The representatives may agree to allocate a number of shares to underwriters and selling group members for sale to their online brokerage account holders. Internet distributions will be allocated by the underwriters and selling group members that will make internet distributions on the same basis as other allocations.

NOTICE TO CANADIAN RESIDENTS

Resale Restrictions

The distribution of the common stock in Canada is being made only on a private placement basis exempt from the requirement that we and the selling shareholders prepare and file a prospectus with the securities regulatory authorities in each province where trades of common stock are made. Any resale of the common stock in Canada must be made under applicable securities laws which will vary depending on the relevant jurisdiction, and which may require resales to be made under available statutory exemptions or under a discretionary exemption granted by the applicable Canadian securities regulatory authority. Purchasers are advised to seek legal advice prior to any resale of the common stock.

Representations of Purchasers

By purchasing common stock in Canada and accepting a purchase confirmation a purchaser is representing to us, the selling shareholders and the dealer from whom the purchase confirmation is received that

- the purchaser is entitled under applicable provincial securities laws to purchase the common stock without the benefit of a prospectus qualified under those securities laws,
- where required by law, that the purchaser is purchasing as principal and not as agent, and
- the purchaser has reviewed the text above under Resale Restrictions.

Rights of Action (Ontario Purchasers)

Under Ontario securities legislation, a purchaser who purchases a security offered by this prospectus during the period of distribution will have a statutory right of action for damages, or while still the owner of the shares, for rescission against us and the selling shareholders in the event that this prospectus contains a misrepresentation. A purchaser will be deemed to have relied on the misrepresentation. The right of action for damages is exercisable not later than the earlier of 180 days from the date the purchaser first had knowledge of the facts giving rise to the cause of action and three years from the date on which payment is made for the shares. The right of action for rescission is exercisable not later than 180 days from the date on which payment is made for the shares. If a purchaser elects to exercise the right of action for rescission, the purchaser will have no right of action for damages against us or the selling shareholders. In no case will the amount recoverable in any action exceed the price at which the shares were offered to the purchaser and if the purchaser is shown to have purchased the securities with knowledge of the misrepresentation, we and the selling shareholders, will have no liability. In the case of an action for damages, we and the selling shareholders, will not be liable for all or any portion of the damages that are proven to not represent the depreciation in value of the shares as a result of the misrepresentation relied upon. These rights are in addition to, and without derogation from, any other rights or remedies available at law to an Ontario purchaser. The foregoing is a summary of the rights available to an Ontario purchaser. Ontario purchasers should refer to the complete text of the relevant statutory provisions.

Enforcement of Legal Rights

All of our directors and officers as well as the experts named herein and the selling shareholders may be located outside of Canada and, as a result, it may not be possible for Canadian purchasers to effect service of process within Canada upon us or those persons. All or a substantial portion of our assets and the assets of those persons may be located outside of Canada and, as a result, it may not be possible to satisfy a judgment against us or those persons in Canada or to enforce a judgment obtained in Canadian courts against us or those persons outside of Canada.

Taxation and Eligibility for Investment

Canadian purchasers of common stock should consult their own legal and tax advisors with respect to the tax consequences of an investment in the common stock in their particular circumstances and about the eligibility of the common stock for investment by the purchaser under relevant Canadian legislation.

LEGAL MATTERS

The validity of the shares of common stock being offered will be passed upon for us by Reed Smith LLP, Pittsburgh, Pennsylvania. Certain legal matters relating to this offering will be passed upon for us by Cahill Gordon & Reindel LLP, New York, New York. The underwriters have been represented by Cravath, Swaine & Moore LLP, New York, New York.

EXPERTS

The consolidated financial statements of Koppers Holdings Inc. at December 31, 2004 and 2003 and for each of the three years in the period ended December 31, 2004, appearing in this Prospectus and Registration Statement, have been audited by Ernst & Young LLP, independent registered public accounting firm, as set forth in their report thereon appearing elsewhere herein, and are included in reliance upon such report given on the authority of such firm as experts in accounting and auditing.

WHERE YOU CAN FIND MORE INFORMATION

We file reports and other information with the SEC. You may read and, for a fee, copy any document that we file with the SEC at the public reference facility maintained by the SEC at Room 100 F Street, N.W., Washington, D.C. 20549. Copies of these documents may also be obtained at prescribed rates from the Public Reference Section of the SEC at Room 100 F Street, N.W., Washington, D.C. 20549. Please call the SEC at 1-800-SEC-0330 for further information on the operation of the Public Reference Room. You may also obtain the documents that we file electronically from the SEC's website at <http://www.sec.gov>. Our reports and other information that we have filed, or that we may in the future file, with the SEC are not incorporated in and do not constitute part of this prospectus.

INDEX TO CONSOLIDATED FINANCIAL STATEMENTS PAGE

	<u>Page</u>
Koppers Holdings Inc. Unaudited Financial Statements	
Consolidated Statement of Operations for the Nine Months Ended September 30, 2005 and 2004	F-2
Condensed Consolidated Balance Sheets as of September 30, 2005 and December 31, 2004	F-3
Condensed Consolidated Statement of Cash Flows for the Nine Months Ended September 30, 2005 and 2004	F-5
Notes to Unaudited Condensed Consolidated Financial Statements	F-6
Koppers Holdings Inc. Audited Annual Financial Statements	
Report of Independent Registered Public Accounting Firm	F-21
Consolidated Statement of Operations for the Years Ended December 31, 2004, 2003 and 2002	F-22
Consolidated Balance Sheet at December 31, 2004 and 2003	F-23
Consolidated Statement of Cash Flows for the Years Ended December 31, 2004, 2003 and 2002	F-25
Consolidated Statement of Stockholders' (Deficit) for the Years Ended December 31, 2004, 2003 and 2002	F-26
Notes to Consolidated Financial Statements	F-28
2. Schedules for the Years Ended December 31, 2004, 2003 and 2002	
Schedule II—Valuation and Qualifying Accounts	F-58

All other schedules for which provision is made in the applicable accounting regulations of the Securities and Exchange Commission are not required under the related instructions or are inapplicable, and therefore have been omitted.

KOPPERS HOLDINGS INC.
CONSOLIDATED STATEMENT OF OPERATIONS
(In millions except per share amounts)

	Nine Months Ended September 30,	
	2005	2004
	<i>(Unaudited)</i>	
Net sales	\$ 767.9	\$ 720.7
Operating expenses:		
Cost of sales	636.0	604.0
Depreciation and amortization	24.6	24.3
Selling, general and administrative	49.4	41.7
	<hr/>	<hr/>
Total operating expenses	710.0	670.0
	<hr/>	<hr/>
Operating profit	57.9	50.7
Other income	0.7	0.1
	<hr/>	<hr/>
Income before interest expense, income taxes and minority interest	58.6	50.8
Interest expense	38.2	26.6
	<hr/>	<hr/>
Income before income taxes and minority interest	20.4	24.2
Income taxes	9.5	13.2
Minority interest	1.5	2.8
	<hr/>	<hr/>
Net income	\$ 9.4	\$ 8.2
	<hr/>	<hr/>
Earnings (loss) per share of common stock:		
Net income	\$ 9.4	\$ 8.2
Preferred stock dividend	(26.7)	(6.6)
Common stock dividend	(8.3)	(1.9)
	<hr/>	<hr/>
Undistributed net income (loss) to common stockholders	(25.6)	(0.3)
Common stock dividend	8.3	1.9
	<hr/>	<hr/>
Net income (loss) to common stockholders	\$ (17.3)	\$ 1.6
	<hr/>	<hr/>
Basic earnings (loss) per share	\$ (5.99)	\$ 0.55
	<hr/>	<hr/>
Diluted earnings (loss) per share	\$ (5.99)	\$ 0.55
	<hr/>	<hr/>
Weighted average shares outstanding—Basic	2.9	2.9
Weighted average shares outstanding—Diluted	2.9	2.9
	<hr/>	<hr/>
Unaudited pro forma earnings (loss) per share of common stock (Note 14):		
Basic (loss) per share	\$ (5.99)	
	<hr/>	
Diluted (loss) per share	\$ (5.99)	
	<hr/>	
Weighted average shares outstanding—Basic	2.9	
Weighted average shares outstanding—Diluted	2.9	

See accompanying notes.

KOPPERS HOLDINGS INC.
CONDENSED CONSOLIDATED BALANCE SHEET
(In millions)

	September 30, 2005		December 31, 2004
	Actual	Pro Forma	
	<i>(Unaudited)</i>	<i>(Unaudited)</i>	
ASSETS			
Current assets:			
Cash and cash equivalents	\$ 36.5	\$ 36.5	\$ 41.8
Accounts receivable less allowance for doubtful accounts of \$0.8 in 2005 and \$0.9 in 2004	126.1	126.1	113.0
Inventories:			
Raw materials	73.4	73.4	79.9
Work in process	3.4	3.4	4.4
Finished goods	68.4	68.4	68.6
LIFO reserve	(19.8)	(19.8)	(18.4)
Total inventories	125.4	125.4	134.5
Deferred tax benefit	13.3	13.3	10.3
Other	5.2	5.2	7.6
Total current assets	306.5	306.5	307.2
Equity in non-consolidated investments	2.9	2.9	2.9
Fixed assets	518.2	518.2	511.8
Less: accumulated depreciation	(365.7)	(365.7)	(355.1)
Net fixed assets	152.5	152.5	156.7
Goodwill	36.5	36.5	38.4
Deferred tax benefit	40.6	40.6	50.0
Other assets	31.0	31.0	28.4
Total assets	\$ 570.0	\$ 570.0	\$ 583.6

See accompanying notes.

KOPPERS HOLDINGS INC.
CONDENSED CONSOLIDATED BALANCE SHEET—(Continued)
(In millions except share amounts)

	September 30, 2005		December 31, 2004
	Actual	Pro Forma	
	<i>(Unaudited)</i>	<i>(Unaudited)</i>	
LIABILITIES AND STOCKHOLDERS' EQUITY			
Current liabilities:			
Accounts payable	\$ 73.5	\$ 73.5	\$ 77.4
Accrued liabilities	71.6	71.6	64.7
Revolving credit	34.8	34.8	20.6
Dividend payable	—	11.3	—
Current portion of term loans	6.4	6.4	2.5
	<hr/>	<hr/>	<hr/>
Total current liabilities	186.3	197.6	165.2
Long-term debt:			
Revolving credit	17.9	17.9	38.9
Term loans	13.3	13.3	3.8
Senior Secured Notes due 2013	320.0	320.0	320.0
Senior Discount Notes due 2014	136.5	136.5	127.0
	<hr/>	<hr/>	<hr/>
Total long-term debt	487.7	487.7	489.7
Other long-term reserves	82.5	82.5	86.2
	<hr/>	<hr/>	<hr/>
Total liabilities	756.5	767.8	741.1
Minority interest	12.0	12.0	10.6
Stockholders' equity (deficit):			
Senior Convertible Preferred Stock, \$.01 par value per share; 10,000,000 shares authorized; 2,288,481 shares issued in 2005 and 2004, convertible into common on a 3.9799-to-one basis	—	—	—
Common stock, \$.01 par value per share; 40,000,000 shares authorized, 2,945,293 shares issued in 2005 and 3,222,091 shares issued in 2004	—	—	—
Capital in excess of par value	10.5	10.5	10.7
Receivable from Director for purchase of common stock	(0.6)	(0.6)	(0.6)
Retained (deficit)	(198.3)	(209.6)	(172.9)
Accumulated other comprehensive income (loss):			
Foreign currency translation adjustment	8.5	8.5	13.6
Minimum pension liability, net of tax	(17.6)	(17.6)	(17.6)
	<hr/>	<hr/>	<hr/>
Total accumulated other comprehensive loss	(9.1)	(9.1)	(4.0)
Treasury stock, at cost, 22,331 shares in 2005 and 129,789 shares in 2004	(1.0)	(1.0)	(1.3)
	<hr/>	<hr/>	<hr/>
Total stockholders' (deficit)	(198.5)	(209.8)	(168.1)
	<hr/>	<hr/>	<hr/>
Total liabilities and stockholders' (deficit)	\$ 570.0	\$ 570.0	\$ 583.6
	<hr/>	<hr/>	<hr/>

See accompanying notes.

KOPPERS HOLDINGS INC.
CONDENSED CONSOLIDATED STATEMENT OF CASH FLOWS
(In millions)

	Nine Months Ended September 30,	
	2005	2004
	<i>(Unaudited)</i>	
Cash provided by operating activities	\$ 42.9	\$ 13.8
Cash provided by (used in) investing activities:		
Capital expenditures	(13.6)	(12.8)
Acquisitions	(5.8)	—
Other	0.8	0.7
Net cash (used in) investing activities	(18.6)	(12.1)
Cash provided by (used in) financing activities:		
Borrowings from revolving credit	274.1	194.8
Repayments of revolving credit	(280.6)	(155.4)
Borrowings from long-term debt	17.8	—
Repayment of long-term debt	(4.1)	(6.5)
Dividends paid	(34.7)	(33.4)
Payment of deferred financing costs	(1.2)	(0.3)
Issuances of common stock	0.3	0.6
Purchases of common stock	(0.4)	(2.2)
Net cash (used in) financing activities	(28.8)	(2.4)
Effect of exchange rates on cash	(0.8)	0.5
Net (decrease) in cash	(5.3)	(0.2)
Cash and cash equivalents at beginning of period	41.8	9.6
Cash and cash equivalents at end of period	<u>\$ 36.5</u>	<u>\$ 9.4</u>

See accompanying notes.

KOPPERS HOLDINGS INC.
NOTES TO CONDENSED CONSOLIDATED FINANCIAL STATEMENTS
(Unaudited)

(1) Financial Statements

The accompanying unaudited condensed consolidated financial statements and related disclosures have been prepared in accordance with accounting principles generally accepted in the United States applicable to interim financial information and with the instructions to Form 10-Q and Rule 10-01 of Regulation S-X. Accordingly, they do not include all of the information and footnotes required by generally accepted accounting principles for complete financial statements. In the opinion of management, all adjustments considered necessary for a fair presentation of Koppers Holdings Inc. and its subsidiaries' ("Koppers Holdings" or the "Company") financial position and interim results as of and for the periods presented have been included. Because the Company's business is seasonal, results for interim periods are not necessarily indicative of those that may be expected for a full year. The Condensed Consolidated Balance Sheet for December 31, 2004 has been summarized from the audited fiscal year 2004 balance sheet.

The financial information included herein should be read in conjunction with the Company's 2004 consolidated financial statements and related notes in Amendment No. 1 to Form S-4 Registration Statement filed April 18, 2005. The Registration Statement for Koppers Holdings became effective on April 20, 2005.

In connection with the Company's proposed initial public offering, a dividend will be paid to existing shareholders immediately prior to the consummation of the offering. The unaudited pro forma balance sheet information as of September 30, 2005 gives effect to this planned dividend of \$8.3 million as well as the \$3.0 million dividend paid in December 2005 (see Note 3) as though the distributions occurred on September 30, 2005, without giving consideration to proceeds from the offering.

(2) Formation of Koppers Holdings Inc.

On November 12, 2004, Koppers Holdings Inc. (formerly known as KI Holdings Inc.) was incorporated. On November 18, 2004, all of the common and preferred stock of Koppers Inc., a wholly owned subsidiary of Koppers Holdings, was converted into shares of common and preferred stock of Koppers Holdings and Koppers Holdings issued and sold \$203.0 million aggregate principal amount at maturity (\$125.5 million gross proceeds) 9⁷/₈% Senior Discount Notes due 2014 (the "Senior Discount Notes"). A portion of the cash proceeds was used to pay a \$95 million dividend to Koppers Holding's stockholders. Koppers Holdings has no direct operations and no significant assets other than approximately \$1.7 million of cash and the stock of Koppers Inc. No cash interest is required to be paid prior to November 15, 2009. The accreted value of each Discount Note will increase from the date of issuance until November 15, 2009, at a rate of 9⁷/₈% per annum compounded semiannually such that on November 19, 2009 the accreted value will equal \$203 million, the principal amount due at maturity. Subsequent to November 19, 2009 cash interest on the Discount Notes will accrue and be payable semi-annually in arrears on May 15 and November 15 of each year, commencing on May 15, 2010. The Discount Notes are effectively subordinated to the Company's existing and future secured indebtedness, and are structurally subordinated to all of the existing and future indebtedness and other liabilities and preferred equity of the Company's subsidiaries. Koppers Holdings depends on dividends from the earnings of Koppers Inc. and its subsidiaries to generate the funds necessary to meet its financial obligations, including payments of principal, interest, and other amounts on the Senior Discount Notes. The terms of Koppers Inc.'s senior secured credit facility prohibit Koppers Inc. from paying dividends and otherwise transferring assets except for certain limited dividends. Further, the terms of the indenture governing Koppers Inc.'s Senior Secured Notes (as described herein) significantly restrict Koppers Inc. from paying dividends and otherwise transferring assets to Koppers Holdings. As of September 30, 2005 and December 31, 2004, dividends available to be declared based on covenant restrictions amounted to \$16.6 million and \$45.2 million, respectively.

KOPPERS HOLDINGS INC.
NOTES TO CONDENSED CONSOLIDATED FINANCIAL STATEMENTS—(Continued)
(Unaudited)

In June 2005, the Company provided \$2.7 million in cash to Koppers Inc. which was used to repay a term loan and related accrued interest.

(3) Dividend Payments

In December 2005 the Company received a dividend payment of \$3.0 million from Koppers Inc. The Company declared a dividend totaling \$3.0 million (\$0.25 per share to common and \$1.00 per share to preferred) on December 7, 2005 to holders of record as of December 8, 2005 which was paid on or about December 13, 2005. In August 2005 the Company received a dividend payment of \$13 million from Koppers Inc. The Company declared a dividend totaling \$35 million (\$2.93 per share to common and \$11.68 per share to preferred) on July 28, 2005 to holders of record as of August 1, 2005 which was paid on or about August 5, 2005.

(4) Plant Closure

During the third quarter of 2005 the Company incurred charges of \$0.5 million related to the closure of the Company's wood treating facility in Montgomery, Alabama (the "Montgomery facility"). Of this amount, \$0.3 million was for accelerated depreciation of fixed assets and \$0.2 million was for severance charges. An impairment charge of approximately \$0.3 million was recorded for assets at this facility during the second quarter of 2005. The total charges of \$0.8 million are due to the facility ceasing production in September 2005. The closure of the facility is expected to increase capacity utilization at certain other wood treating plants and provide for improved operating efficiencies and profitability for the business.

During the second quarter of 2005, approximately \$0.2 million of asset retirement obligation reserves related to the Logansport, Louisiana wood treating facility, which was closed in the third quarter of 2003, were reversed to profit as a result of the completion of the closure.

(5) Acquisition of Specialty Chemicals Business

On April 14, 2005, the Company's subsidiary located in the United Kingdom entered into an agreement to purchase the specialty chemical business and certain related assets of Lambson Speciality Chemicals Limited ("Lambson's"). The purchased assets consist primarily of certain assets related to production (excluding land), customer contracts and a non-compete agreement. Additionally, approximately \$0.6 million of liabilities were assumed. The purchase price was approximately \$10.6 million plus contingent consideration based on earnings of the business over the next two years. The purchase, which was financed by a loan from a lending institution in the United Kingdom, was completed during the second quarter of 2005. The initial purchase price allocation resulted in approximately \$6.3 million of property, plant and equipment and \$4.9 million of amortizable intangible assets. Bank loans outstanding related to the purchase amounted to \$6.4 million, and the purchase price also includes \$4.5 million of seller financing. Approximately \$0.3 million of acquisition costs were incurred prior to 2005.

Operating results are included in the statement of operations from the acquisition date forward. Net sales and net income for the nine months ended September 30, 2005 amounted to \$7.8 million and \$0.2 million, respectively.

(6) Recently Issued Accounting Guidance

In May 2005, the Financial Accounting Standards Board issued SFAS No. 154, *Accounting Changes and Error Corrections* ("SFAS 154"). SFAS 154 replaces APB Opinion No. 20, *Accounting Changes*, and FASB Statement No. 3, *Reporting Accounting Changes in Interim Financial Statements*, and changes the requirements

KOPPERS HOLDINGS INC.
NOTES TO CONDENSED CONSOLIDATED FINANCIAL STATEMENTS—(Continued)
(Unaudited)

for the accounting for and reporting of a change in accounting principle. SFAS 154 applies to all voluntary changes in accounting principle, and requires retrospective application to prior periods' financial statements of changes in accounting principle, unless it is impracticable to determine either the period-specific effects or the cumulative effect of the change. SFAS 154 is effective for accounting changes and corrections of errors made in fiscal years beginning after December 15, 2005, and early adoption is permitted for accounting changes and corrections of errors made in fiscal years beginning after the date SFAS 154 is issued. SFAS 154 does not change the transition provisions of any existing accounting pronouncements, including those that are in a transition phase as of the effective date of SFAS 154.

In April 2005, the Financial Accounting Standards Board issued Interpretation No. 47, *Accounting for Conditional Asset Retirement Obligations* ("FIN No. 47"). FIN No. 47 clarifies that the term conditional obligation as used in FASB Statement No. 143, *Accounting for Asset Retirement Obligations*, refers to a legal obligation to perform an asset retirement activity in which the timing and (or) method of settlement are conditional on a future event that may or may not be within the control of the entity. FIN No. 47 requires that the uncertainty about the timing and (or) method of settlement of a conditional asset retirement obligation be factored into the measurement of the liability when sufficient information exists. FIN No. 47 also clarifies when an entity would have sufficient information to reasonably estimate the fair value of an asset retirement obligation. FIN No. 47 is effective for fiscal years ending after December 15, 2005. The Company does not expect the adoption of FIN No. 47 to have a material effect on its financial statements.

In December 2004, the FASB issued SFAS No. 123 (Revised 2004), *Share-Based Payments* ("SFAS 123R"). SFAS 123R requires all share-based payments to employees, including grants of employee stock options, to be recognized in the income statement based on their fair values. The Company is required to adopt the new standard in the fiscal year beginning after December 15, 2005. The Company has not yet determined the impact, if any, of the adoption of SFAS 123R on its financial statements.

In December 2004, the FASB issued SFAS No. 153, *Exchanges of Nonmonetary Assets, an amendment of APB Opinion 29* ("SFAS 153"). SFAS 153 requires that exchanges of nonmonetary assets be measured based on the fair values of the assets exchanged, and eliminates the exception to this principle under *APB Opinion 29* for exchanges of similar productive assets. The Company is required to adopt the new standard in the first interim period beginning after June 15, 2005. The Company does not expect the adoption of SFAS 153 to have a material effect on its financial statements.

In December 2004, the FASB issued SFAS No. 151, *Inventory Costs, an amendment of ARB No. 43, Chapter 4* ("SFAS 151"). SFAS 151 clarifies that abnormal amounts of idle facility expense, freight, handling costs, and wasted materials should be recognized as current-period charges and requires the allocation of fixed production overheads to inventory based on the normal capacity of the production facilities. The Company is required to adopt the new standard in the fiscal year beginning after June 15, 2005. The Company does not expect the adoption of SFAS 151 to have a material effect on its financial statements.

American Jobs Creation Act of 2004. In October 2004, the American Jobs Creation Act of 2004 (the "AJCA") was signed into law. The AJCA allows companies to repatriate earnings from foreign subsidiaries at a reduced U.S. tax rate through December 31, 2005. The FASB issued FASB Staff Position 109-2 to provide accounting and disclosure guidance for the repatriation provision. The Company has completed its evaluation of the repatriation provision. Based in its evaluation, the Company has determined that it cannot effectively repatriate earnings from foreign subsidiaries in 2005 under the repatriation provision.

KOPPERS HOLDINGS INC.
NOTES TO CONDENSED CONSOLIDATED FINANCIAL STATEMENTS—(Continued)
(Unaudited)

(7) Debt

	September 30, 2005	December 31, 2004
	<i>(In millions)</i>	
Revolving credit	\$ 52.7	\$ 59.5
Term loans	19.7	6.3
Senior Secured Notes due 2013	320.0	320.0
Senior Discount Notes due 2014	136.5	127.0
	<u>\$ 528.9</u>	<u>\$ 512.8</u>

Senior Discount Notes

On November 18, 2004, Koppers Holdings issued and sold \$203.0 million aggregate principal amount at maturity (\$125.5 million gross proceeds) 9⁷/₈% Senior Discount Notes. A portion of the cash proceeds was used to pay a \$95 million dividend to Koppers Holdings' stockholders. No cash interest is required to be paid on the Senior Discount Notes prior to November 15, 2009. The accreted value of each Discount Note will increase from the date of issuance until November 15, 2009, at a rate of 9⁷/₈% per annum compounded semiannually such that on November 19, 2009 the accreted value will equal \$203 million, the principal amount due at maturity. Subsequent to November 19, 2009 cash interest on the Discount Notes will accrue and be payable semi-annually in arrears on May 15 and November 15 of each year, commencing on May 15, 2010. The Discount Notes are effectively subordinated to the Company's existing and future secured indebtedness, and are structurally subordinated to all of the existing and future indebtedness and other liabilities and preferred equity of the Company's subsidiaries.

Senior Secured Notes

In October 2003, Koppers Inc. issued \$320 million of 9⁷/₈% Senior Secured Notes due 2013 (the "Senior Secured Notes"). Interest is payable semiannually in arrears on April 15 and October 15 of each year. The Senior Secured Notes are guaranteed, jointly and severally, on a senior secured basis by some of the Company's current and future subsidiaries.

The Senior Secured Notes and subsidiary guarantees are senior obligations of Koppers Inc. and its subsidiary guarantors, respectively, and are secured by a second priority lien on and security interest in substantially all of the assets owned by Koppers Inc. and its subsidiary guarantors that secure Koppers Inc.'s obligations under its senior secured credit facilities.

The Senior Secured Notes include customary covenants that restrict, among other things, the ability to incur additional debt, pay dividends or make certain other restricted payments, incur liens, merge or sell all or substantially all of the assets of Koppers Inc. or its subsidiaries or enter into various transactions with affiliates.

Amendment to Credit Agreement

In August 2005, Koppers Inc. amended and restated its senior secured credit facility to, among other things, provide for a revolving credit facility of up to \$115.0 million and for a term loan of \$10.0 million. The senior secured credit facility is for a period of over four years, and the loans are secured by substantially all of Koppers Inc.'s assets, with revolving credit availability based on receivables and inventory as well as the attainment of certain ratios and covenants. The Company incurred fees of approximately \$0.5 million related to the amendment.

KOPPERS HOLDINGS INC.
NOTES TO CONDENSED CONSOLIDATED FINANCIAL STATEMENTS—(Continued)
(Unaudited)

Revolving Credit Facility

The revolving credit facility under the amended credit agreement provides for up to \$115.0 million of availability at various interest rates. As of September 30, 2005, the Company had \$55.2 million of unused revolving credit availability for working capital purposes after restrictions by various debt covenants and certain letter of credit commitments. As of September 30, 2005, \$18.7 million of commitments were utilized by outstanding letters of credit.

As of September 30, 2005 and December 31, 2004 Koppers Australia had revolver borrowings under a separate facility which amounted to \$8.2 million and \$9.0 million, respectively.

The covenants related to the revolving credit facility include financial covenants that require Koppers Inc. to maintain certain financial ratios.

Term loans at September 30, 2005 consist of \$10.0 million from the amended credit agreement noted above, \$2.6 million for Koppers China and \$7.1 million for Koppers Europe related to the United Kingdom acquisition and related expenditures.

(8) Legal Proceedings

The Company and its subsidiaries are involved in litigation and various proceedings relating to environmental laws and regulations and antitrust, toxic tort, product liability and other matters.

Government Investigations. In late 2002, Koppers Inc. contacted the Canadian Competition Bureau, (the “CCB”), and offered its cooperation with respect to industry competitive practices concerning the production, supply and sales of coal tar pitch, naphthalene, creosote oil and carbon black feedstock. As a result of such cooperation, in April 2003 the CCB granted Koppers Inc. a provisional guarantee of immunity from fines under the Canadian Competition Act with respect to the supply and sale of coal tar pitch, naphthalene, creosote oil and carbon black feedstock prior to 2001. There have been no recent communications with the CCB. Similar investigations of industry competitive practices by the European Commission and the United States Department of Justice have been terminated. Although the CCB has not indicated that its investigation has been terminated, the Company does not currently anticipate any adverse consequences from the CCB’s investigation based on the lack of recent communications from the CCB and the termination of the concurrent investigations by the European Commission and the United States Department of Justice.

In April 2005, the New Zealand Commerce Commission (the “NZCC”), filed a Statement of Claim in the High Court of New Zealand against a number of corporate and individual defendants, including Koppers Arch Wood Protection (NZ) Limited, (“KANZ”), Koppers Arch Investments Pty Limited, (“Koppers Arch Investments”), Koppers Australia Pty Limited, TPL Limited, Nufarm Limited, Nufarm Australia Limited, Osmose New Zealand Limited, Osmose Australia Pty Limited and a number of current and former employees of such companies. This followed an investigation by the NZCC into the competitive practices of the wood preservative industry in New Zealand. The Statement of Claim contains a number of separate causes of action relating to alleged violations of the New Zealand Commerce Act of 1986, (the “Act”). The statement of claim seeks, among other things, (i) pecuniary penalties for each cause of action in an unspecified amount pursuant to the Act, (ii) injunctions restraining defendants from further anticompetitive conduct, (iii) orders barring the named individual defendants from certain future corporate positions and (iv) reimbursement of legal costs. The Act provides that the NZCC may seek pecuniary penalties against each corporate defendant for each cause of action not to exceed the higher of \$NZ10,000,000 or three times the commercial gain from the contravention or if the commercial gain cannot be readily ascertained, 10% of the turnover of the corporate defendant and all

KOPPERS HOLDINGS INC.
NOTES TO CONDENSED CONSOLIDATED FINANCIAL STATEMENTS—(Continued)
(Unaudited)

interconnected companies. KANZ is seeking to cooperate with the NZCC and has engaged in settlement discussions with the NZCC. Although such settlement discussions are continuing, a settlement has not yet been reached. It is likely that penalties will be paid as a result of the proceedings. Except as set forth above, the Company is not currently aware of any other claims (civil or governmental) related to competitive practices in New Zealand. Such other claims, if asserted and resolved unfavorably, could have a material adverse effect on the business, financial condition, cash flows and results of operations of KANZ and its interconnected companies.

Koppers Arch Australia has made an application for leniency under the Australian Competition and Consumer Commission's, (the "ACCC"), policy for cartel conduct. The ACCC has granted immunity to Koppers Arch Australia, subject to the fulfillment of certain conditions, such as, but not limited to, continued cooperation. If the conditions are not fulfilled, Koppers Arch Australia may be penalized for any violations of the competition laws of Australia. Such penalties, if assessed against Koppers Arch Australia, could have a material adverse effect on its business, financial condition, cash flows and results of operations. The Company is not currently aware of any civil claims related to competitive practices in Australia. Such civil claims, if asserted and resolved unfavorably, could have a material adverse effect on the business, financial condition, cash flows and results of operations of Koppers Arch Australia.

The Company has reserved \$2.6 million for these penalties as of September 30, 2005, of which \$1.9 million was recorded prior to the third quarter. This amount is included in cost of sales. The amount reserved is based upon the Company's assessment of the current status of negotiations with the NZCC.

KANZ and Koppers Arch Australia are majority-owned subsidiaries of Koppers Arch Investments, which is an Australian joint venture owned 51% by World-Wide Ventures Corporation (an indirect subsidiary of the Company) and 49% by Hickson Nederland BV. KANZ and Koppers Arch Australia manufacture and market wood preservative products throughout New Zealand and Australia, respectively.

Pacific Century. On October 10, 2002, Koppers Timber Preservation Pty Ltd, a subsidiary of Koppers Australia, was named as a defendant in a breach of contract and negligence lawsuit filed by Pacific Century Production Pty Ltd in the Supreme Court of Queensland, Australia related to the sale of approximately 127,000 vineyard trellis posts. The Complaint claimed that certain posts were defective in that they had either decay or excessive bark or were less than the minimum specified size. In addition, plaintiff alleged violations of the Australian Timber Utilization and Marketing Act. Plaintiff sought damages in the amount of approximately \$4.9 million for, among other things, the costs of removing and replacing the trellis posts. Plaintiff also filed a lawsuit against the constructor of the vineyard trellises, which is still pending. This lawsuit against the trellis constructor was consolidated with Pacific Century's claim against our subsidiary. Koppers Australia has settled with Pacific Century and has withdrawn its third party claim against the constructor of the trellises, but Koppers Australia must reimburse the trellis constructor for certain court costs; a provision of approximately \$0.9 million has been made for this matter, of which \$0.4 million was paid in 2005.

Product Liability Cases. Koppers Inc., along with other defendants, has been named as a defendant in 22 cases filed in state court in Pennsylvania and two cases filed in state court in Texas in which the plaintiffs claim they suffered a variety of illnesses (including cancer) as a result of exposure to coal tar pitch sold by Koppers Inc. The first of these cases was filed in April 2000 and the most recent was filed in December 2005. There are a total of approximately 79 plaintiffs in these cases. Of the 79 plaintiffs, 77 plaintiffs do not claim any specific amount of damages. These 77 plaintiffs seek compensatory and punitive damages in unspecified amounts in excess of the minimum jurisdictional limits (in most cases \$25,000) of the applicable courts. Of the 79 plaintiffs, two plaintiffs (in the same case) assert damages not to exceed a combined total of \$10 million. The other

KOPPERS HOLDINGS INC.
NOTES TO CONDENSED CONSOLIDATED FINANCIAL STATEMENTS—(Continued)
(Unaudited)

defendants vary from case to case and include companies such as Beazer East, Inc., USX Corporation, Honeywell, Inc., Reilly Industries, Inc., Dow Chemical Company, Rust-Oleum Corporation, UCAR Carbon Company, Inc., Exxon Mobil Corporation, Crompton Corporation, SGL Carbon Corporation, Alcoa, Inc., Henkel Corporation, Univar USA, Inc. and PPG Architectural Finishes Inc. The cases are in the early stages of discovery. Koppers Inc. has not provided a reserve for these lawsuits because, at this time, Koppers Inc. cannot reasonably determine the probability of a loss, and the amount of loss, if any, cannot be reasonably estimated. Although Koppers Inc. is vigorously defending these cases, an unfavorable resolution of these matters may have a material adverse effect on our business, financial condition, cash flows and results of operations.

Grenada. Koppers Inc., together with various co-defendants, has been named as a defendant in five toxic tort lawsuits in state court in Mississippi and in 96 toxic tort lawsuits in federal court in Mississippi arising from the operations of the Company's wood treating plant in Grenada, Mississippi. See "Environmental and Other Liabilities Retained or Assumed by Others."

Somerville. Koppers Inc. has been served with a putative class action lawsuit which was filed in June 2005 in federal court in Austin, Texas against it and other defendants including the Burlington Northern Santa Fe Railway Company, Monsanto Company, Dow Chemical Company and Vulcan Materials Company. The lawsuit alleges that several classes of past and present property owners and residents in the Somerville, Texas area numbering in excess of 2,500 have suffered unspecified property damage and risk of personal injury as a result of exposure to various chemicals from the operations of the Somerville, Texas wood treatment plant of Koppers Inc. See "Environmental and Other Liabilities Retained or Assumed by Others."

Legal Reserves Rollforward

	Nine Months Ended September 30,	
	2005	2004
	(In millions)	
Beginning balance	\$ 0.8	\$ 0.3
Expense (income)	2.7	0.5
Cash expenditures	(0.4)	—
Foreign exchange	—	—
Ending balance	<u>\$ 3.1</u>	<u>\$ 0.8</u>

Expense for 2005 consisted of \$2.6 million for estimated penalties related to the New Zealand anti-trust litigation and \$0.1 million of expected settlement amounts related to the Pacific Century litigation. These estimates are based on the Company's current expectations of final settlement regarding these matters.

Expense for 2004 consisted of \$0.5 million for estimated settlement costs for the Pacific Century litigation.

Other remaining unsettled litigation matters are not probable and estimable and therefore do not currently have amounts accrued.

(9) Environmental and Other Matters

The Company is subject to federal, state, local and foreign laws and regulations and potential liabilities relating to the protection of the environment and human health and safety including, among other things, the cleanup of contaminated sites, the treatment, storage and disposal of wastes, the discharge of effluent into waterways, the emission of substances into the air and various health and safety matters. The Company's subsidiaries expect to incur substantial costs for ongoing compliance with such laws and regulations. The

KOPPERS HOLDINGS INC.
NOTES TO CONDENSED CONSOLIDATED FINANCIAL STATEMENTS—(Continued)
(Unaudited)

Company's subsidiaries may also face governmental or third-party claims, or otherwise incur costs, relating to cleanup of, or for injuries resulting from, contamination at sites associated with past and present operations. The Company accrues for environmental liabilities when a determination can be made that they are probable and reasonably estimable.

Environmental and Other Liabilities Retained or Assumed by Others

The Company has agreements with former owners of certain of our operating locations under which the former owners retained, assumed and/or agreed to indemnify the Company against certain environmental and other liabilities. The most significant of these agreements was entered into at Koppers Inc.'s formation on December 29, 1988, (the "Acquisition"). Under the related asset purchase agreement between the Company and Beazer East, subject to certain limitations, Beazer East retained the responsibility for and agreed to indemnify the Company against certain liabilities, damages, losses and costs, including, with certain limited exceptions, liabilities under and costs to comply with environmental laws to the extent attributable to acts or omissions occurring prior to the Acquisition and liabilities related to products sold by Beazer East prior to the Acquisition (the "Indemnity"). Beazer Limited unconditionally guaranteed Beazer East's performance of the Indemnity pursuant to a guarantee (the "Guarantee"). Beazer Limited became a wholly owned indirect subsidiary of Hanson PLC on December 4, 1991. In 1998, Hanson PLC purchased an insurance policy under which the funding and risk of certain environmental and other liabilities relating to the former Koppers Company, Inc. operations of Beazer East (which includes locations purchased from Beazer East by the Company) are underwritten by Centre Solutions (a member of the Zurich Group) and Swiss Re.

The Indemnity provides different mechanisms, subject to certain limitations, by which Beazer East is obligated to indemnify Koppers Inc. with regard to certain environmental, product and other liabilities and imposes certain conditions on Koppers Inc. before receiving such indemnification, including, in some cases, certain limitations regarding the time period as to which claims for indemnification can be brought. In July 2004, Koppers Inc. entered into an agreement with Beazer East to amend the environmental indemnification provisions of the December 29, 1988 asset purchase agreement to provide, among other things, for the continued tender of pre-closing environmental liabilities to Beazer East under the Indemnity through July 2019. As consideration for the agreement, Koppers Inc. agreed to pay Beazer East a total of \$7.0 million in four installments over three years and to share toxic tort litigation defense costs arising from any sites acquired from Beazer East. The first two payments of \$2.0 million each were made in July 2005 and 2004, respectively. The final two payments of \$2.0 million and \$1.0 million are due to be paid by the Company to Beazer East on July 1, 2006 and July 1, 2007, respectively. Koppers Inc. agreed to make these payments to Beazer to obtain an extension of the Indemnity to the year 2019. The July 2004 amendment did not change the provisions of the Indemnity with respect to indemnification for non-environmental claims, such as product liability claims, which claims may continue to be asserted after July 2019.

Qualified expenditures under the Indemnity are not subject to a monetary limit. Qualified expenditures under the Indemnity include (i) environmental cleanup liabilities required by third parties, such as investigation, remediation and closure costs, relating to pre-December 29, 1988, or Pre-Closing, acts or omissions of Beazer East or its predecessors, (ii) environmental claims by third parties for personal injuries, property damages and natural resources damages relating to Pre-Closing acts or omissions of Beazer East or its predecessors, (iii) punitive damages for the acts or omissions of Beazer East and its predecessors without regard to the date of the alleged conduct and (iv) product liability claims for products sold by Beazer East or its predecessors without regard to the date of the alleged conduct. If the third party claims described in sections (i) and (ii) above are not made by July 2019, Beazer East will not be required to pay the costs arising from such claims under the Indemnity. However, with respect to any such claims which are made by July 2019, Beazer East will continue to be responsible for such claims under the Indemnity beyond July 2019.

KOPPERS HOLDINGS INC.
NOTES TO CONDENSED CONSOLIDATED FINANCIAL STATEMENTS—(Continued)
(Unaudited)

Contamination has been identified at most of the Company's manufacturing and other sites. Three sites owned and operated by the Company in the United States, as well as one former site, are listed on the National Priorities List promulgated under the Comprehensive Environmental Response, Compensation, and Liability Act of 1980, as amended, ("CERCLA"). The sites include the Company's Gainesville, Florida wood treating facility; the Galesburg, Illinois wood treating facility; the Florence, South Carolina wood treating facility; and the former Feather River, California wood treating facility. Currently, at the properties acquired from Beazer East (which include all of the National Priorities List sites and all but one of the sites permitted under the Resource Conservation and Recovery Act, ("RCRA"), substantially all investigative, cleanup and closure activities are being conducted and paid for by Beazer East pursuant to the terms of the Indemnity. In addition, other of the Company's sites are or have been operated under RCRA and various other environmental permits, and remedial and closure activities are being conducted at some of these sites.

To date, the parties that retained, assumed and/or agreed to indemnify the Company against the liabilities referred to above, including Beazer East, have performed their obligations in all material respects. The Company believes that, for the last three years, amounts paid by Beazer East as a result of its environmental remediation obligations under the Indemnity have averaged in total approximately \$11.6 million per year. If for any reason (including disputed coverage or financial incapability) one or more of such parties fail to perform their obligations and the Company is held liable for or otherwise required to pay all or part of such liabilities without reimbursement, the imposition of such liabilities on the Company could have a material adverse effect on its business, financial condition, cash flows and results of operations. Furthermore, the Company could be required to record a contingent liability on its balance sheets with respect to such matters, which could result in its having significant additional negative net worth.

Also, contamination has been detected at certain of the Company's Australian facilities. These sites include the tar distillation facility in Mayfield, NSW, Australia and certain property adjacent to such facility and the wood protection chemicals facility in Trentham, Victoria, Australia, which has been listed on the Victorian register of contaminated sites. Total reserves include \$1.7 million for estimated remediation costs at these sites.

Grenada. Koppers Inc., together with various co-defendants (including Beazer East), has been named as a defendant in five toxic tort lawsuits in state court in Mississippi and in 96 toxic tort lawsuits in federal court in Mississippi arising from the operation of the Grenada facility. The complaints allege that plaintiffs were exposed to harmful levels of various toxic chemicals, including creosote, pentachlorophenol and dioxin, as a result of soil, surface water and groundwater contamination and air emissions from the Grenada facility and, in four of the five state court cases, from an adjacent manufacturing facility operated by Heatcraft, Inc. In the state court actions, which currently include a total of approximately 225 plaintiffs, each plaintiff seeks compensatory damages from the defendants of at least \$5.0 million for each of seven counts and punitive damages of at least \$10.0 million for each of three counts. Certain plaintiffs also seek damages for trespass and private nuisance in unspecified amounts together with injunctive relief. The Mississippi Supreme Court granted Koppers Inc.'s motions to transfer venue in four of the five state court cases to Grenada County, Mississippi (the fifth case was already filed in Grenada County) and to sever the claims of the plaintiffs. All of the state court cases which were not originally filed in Grenada County are in the process of being transferred to Grenada County. During Koppers Inc.'s appeal to the Mississippi Supreme Court, discovery in the state court cases was stayed. After such cases have been transferred to Grenada County, the stay of discovery in such cases is expected to be lifted. In addition, on December 14, 2005 the court in one of the state court cases granted defendants' motion to sever the claims of 95 plaintiffs for improper joinder. The federal court actions began with a complaint filed by approximately 110 plaintiffs in the case referred to as the "Beck" case. Pursuant to an order granting defendants' motion to sever, the court dismissed the claims of 98 plaintiffs in the Beck case without prejudice to their right to re-file their complaints. The claims of the 12 plaintiffs whose claims were not dismissed are still pending in the Beck case. In

KOPPERS HOLDINGS INC.
NOTES TO CONDENSED CONSOLIDATED FINANCIAL STATEMENTS—(Continued)
(Unaudited)

December 2005, 94 of the 98 plaintiffs in the Beck case whose claims were dismissed re-filed their complaints. The 12 remaining plaintiffs in the Beck case seek compensatory damages from the defendants in an unspecified amount and punitive damages of \$20.0 million for each of four counts. The plaintiffs in the 94 additional cases seek compensatory damages from Koppers Inc. of at least \$5.0 million for each of eight counts and punitive damages of at least \$10.0 million for each of three counts (in addition, alleged damages for trespass and nuisance are unspecified). There is also a federal court action referred to as the “Ellis” case. In the Ellis case, there are approximately 1,130 plaintiffs. Each plaintiff in the Ellis case seeks compensatory damages from Koppers Inc. of at least \$5.0 million for each of seven counts and punitive damages of at least \$10.0 million for each of three counts (in addition, damages for trespass and nuisance are unspecified). The Ellis complaint also requests injunctive relief. Discovery in the Ellis case has been stayed. No discovery orders have been issued with respect to the 94 additional cases. The court ordered that the claims of the 12 remaining Beck plaintiffs must be tried separately. The first of these trials is scheduled to commence on April 17, 2006. The remaining 11 trials are scheduled to commence at the rate of approximately one trial per calendar quarter beginning upon the conclusion of the first trial. Three plaintiffs in the federal court cases filed a motion for injunctive relief contending that their properties were no longer habitable. They requested remediation or, alternatively, condemnation of their properties. This motion was denied by the court. Based on the experience of Koppers Inc. in defending previous toxic tort cases, we do not believe that the damages sought by the plaintiffs in the state court and federal court cases are supported by the facts of the cases. Koppers Inc. has not provided a reserve for these lawsuits because, at this time, it cannot reasonably determine the probability of a loss, and the amount of loss, if any, cannot be reasonably estimated. Although Koppers Inc. intends to vigorously defend these cases, there can be no assurance that an unfavorable resolution of these matters will not have a material adverse effect on our business, financial condition, cash flows and results of operations.

Somerville. In June 2005, Koppers Inc. was served with a putative class action lawsuit in federal court in Austin, Texas against it and other defendants including the Burlington Northern Santa Fe Railway Company, Monsanto Company, Dow Chemical Company and Vulcan Materials Company. The lawsuit alleged that several classes of past and present property owners and residents in the Somerville, Texas area numbering in excess of 2,500 suffered unspecified property damage and risk of personal injury as a result of exposure to various chemicals used at the Somerville, Texas wood treatment plant that is currently owned by Koppers Inc. On December 23, 2005, plaintiffs filed an amended complaint dropping their class action allegations and identifying 602 individual plaintiffs. The amended complaint seeks to recover compensatory and punitive damages within the jurisdictional limits of the court for, among other things, bodily injuries, pain and mental anguish, emotional distress, medical monitoring, medical expenses, lost wages, loss of consortium and property devaluation.

Stickney. The Illinois Environmental Protection Agency (the “IEPA”), has requested that Koppers Inc. conduct a voluntary investigation of soil and groundwater at its Stickney, Illinois carbon materials and chemicals facility. The IEPA advised Koppers Inc. that it made such request as a result of a reported release of oil-like material from Koppers Inc.’s property into an adjacent river canal. Koppers Inc. has agreed to conduct such investigation in cooperation with Beazer East and intends to seek contribution and/or indemnification from third parties with respect to a portion of such costs. Koppers Inc. has not provided a reserve for this matter because, at this time, it cannot reasonably determine the probability of a loss, and the amount of loss, if any, cannot be reasonably estimated.

Additionally, the United States Environmental Protection Agency, (the “EPA”), has issued a notice of violation to the Stickney plant alleging certain violations of the Clean Air Act relating to fugitive emissions. The EPA has proposed a fine of \$146,000 plus an undetermined amount of stipulated penalties for any past, similar violations. The Company intends to cooperate with the EPA, including conducting an audit of relevant

KOPPERS HOLDINGS INC.
NOTES TO CONDENSED CONSOLIDATED FINANCIAL STATEMENTS—(Continued)
(Unaudited)

operations, and is currently unable to estimate a range of loss, if any, regarding the stipulated penalties. A provision of \$100,000 has been made for this matter, which the Company believes is a reasonable approximation of the probable settlement based on the current status of negotiations.

Other Environmental Matters

In October 1996, the Company received a Clean Water Act information request from the EPA. This information request asked for comprehensive information on discharge permits, applications for discharge permits, discharge monitoring reports and the analytical data in support of the reports and applications. The EPA alleged that the Company violated various provisions of the Clean Water Act. The Company subsequently agreed, among other things, to a \$2.9 million settlement, payable in three annual installments. The first two payments, totaling \$1 million each, were made in April 2004 and 2003, respectively. The final payment of \$0.9 million was made in April 2005.

In August 2005, Koppers Inc. received a Clean Water Act information request from Region 4 of the EPA. Region 4 encompasses six of the Company's facilities. This information request asked for comprehensive information on discharge permits, applications for discharge permits, discharge monitoring reports and the analytical data in support of the reports and applications as well as engineering studies and a limited number of specific inspection records. The Company intends to cooperate with the EPA. Koppers Inc. has not provided a reserve for this matter because at this time it cannot reasonably determine the probability of loss, and the amount, if any, cannot reasonably be estimated.

Additionally, during an investigation the Company initiated at its Woodward Coke facility prior to its closure in January 1998, it was discovered that certain environmental records and reports related to the discharge of treated process water contained incomplete and inaccurate information. Corrected reports were submitted to the State of Alabama and EPA, which resulted in a complaint against the Company by EPA alleging certain civil and criminal violations of applicable environmental laws. The Company subsequently entered into a plea agreement and a related compliance agreement addressing this matter, which together provide, among other things, for the payment of a \$2.1 million fine to the government and \$0.9 million in restitution payable to the Black Warrior-Cahaba Rivers Land Trust in three equal annual installments beginning in December 2002. The Company's plea was entered in August 2002 and the sentencing occurred in December 2002. At the sentencing, the court, among other things, approved the terms of the plea agreement previously negotiated between us and EPA. The first two payments, totaling \$1.0 million each, were made in December 2003 and 2002, respectively. The final payment of \$1.0 million was completed in January 2005. A failure on the Company's part to comply with the terms of the compliance agreement, plea agreement and probation could lead to significant additional costs and sanctions, including the potential for suspension or debarment from governmental contracts.

In August 2005, the Pennsylvania Department of Environment Protection, (the "PADEP"), proposed a fine of \$1.3 million related to alleged water discharge exceedances from a storm water sewer pipe at our tar distillation facility in Clairton, Pennsylvania. The Company has proposed to undertake certain engineering steps at a cost of approximately \$1.5 million to address this matter pursuant to a consent order the Company is currently discussing with the PADEP. The Company intends to cooperate with the PADEP to resolve this matter. The Company has accrued \$150,000 for this matter, which the Company believes is a reasonable approximation of the probable settlement based on the current status of settlement negotiations.

KOPPERS HOLDINGS INC.
NOTES TO CONDENSED CONSOLIDATED FINANCIAL STATEMENTS—(Continued)
(Unaudited)

Environmental Reserves Rollforward

	Nine Months Ended September 30,	
	2005	2004
Beginning balance	\$ 4.7	\$ 7.5
Expense (income)	0.7	—
Cash expenditures including penalties	(1.5)	(2.9)
Foreign exchange	(0.2)	0.1
	\$ 3.7	\$ 4.7
Ending balance	\$ 3.7	\$ 4.7

Expense for 2005 consisted of \$0.7 million for estimated soil remediation costs at the coal tar plant in Newcastle, Australia. This amount is based on the Company's current estimate of the expected remediation costs to achieve compliance with the requirements of local governmental agencies. An additional \$0.3 million of expense was for estimated settlement costs at the Clairton, Pennsylvania and Stickney, Illinois coal tar plants, offset by the reversal to profit of \$0.3 million of reserves in the Company's Danish operations as the result of the completion of a waste disposal project.

Other remaining unsettled environmental matters are not probable and estimable and therefore do not currently have amounts accrued.

(10) Comprehensive Income

	Nine Months Ended September 30,	
	2005	2004
	<i>(In millions)</i>	
Net income	\$ 9.4	\$ 8.2
Other comprehensive income (loss):		
Unrealized currency translation (loss)	(5.1)	(2.5)
	\$ 4.3	\$ 5.7
Total comprehensive income	\$ 4.3	\$ 5.7

(11) Other Reserves**Product Warranty Reserves**

The Company accrues for product warranty reserves based on historical loss experience and sales of extended warranties on certain products. The following chart illustrates activity in these reserves:

	Nine Months Ended September 30,	
	2005	2004
	<i>(In millions)</i>	
Beginning warranty reserve	\$ 6.2	\$ 5.7
Warranty expense charged to reserve	0.9	1.0
Cash expenditures for warranty claims	(0.5)	(0.4)
	\$ 6.6	\$ 6.3
Ending warranty reserve	\$ 6.6	\$ 6.3

KOPPERS HOLDINGS INC.
NOTES TO CONDENSED CONSOLIDATED FINANCIAL STATEMENTS—(Continued)
(Unaudited)

Insurance Reserves

The Company is insured for property, casualty and workers' compensation insurance up to various stop loss coverages. Losses are accrued based upon the most recent third party actuarial valuation. Based on the most recent actuarial valuation, the Company reversed \$2.8 million of insurance reserves to profit in the third quarter of 2005. The reserve reversal was primarily the result of recent favorable loss trends related to self-insured claims.

(12) Pension Expense

The following table provides the components of net periodic benefit cost for the nine months ended September 30, 2005 and 2004:

	Pension Benefits		Other Benefits	
	2005	2004	2005	2004
	<i>(In millions)</i>		<i>(In millions)</i>	
Components of net periodic benefit cost:				
Service cost	\$ 3.7	\$ 4.2	\$ 0.2	\$ 0.2
Interest cost	7.3	9.1	0.8	0.6
Expected return on plan assets	(7.3)	(8.1)	—	—
Amortization of prior service cost	0.3	0.4	(0.2)	(0.2)
Amortization of loss	1.7	1.7	0.1	0.1
Amortization of transition amounts	(0.3)	(0.3)	—	—
Curtailment charge	—	0.2	—	—
Net periodic benefit cost	\$ 5.4	\$ 7.2	\$ 0.9	\$ 0.7

(13) Income Taxes

The Company's effective income tax rate for the nine months ended September 30, 2005 decreased due primarily to the composition of earnings among U.S. and foreign operations, as the earnings of U.S. operations increased relative to foreign earnings as compared to the prior year period. This effect was partially offset by the non-deductibility of the NZCC penalty described in Note 8. The permanent unfavorable tax impact of the penalty for the nine months ended September 30, 2005 was \$1.2 million.

(14) Earnings Per Share

In connection with the Company's proposed Initial Public Offering, on January 5, 2006 the Company's Board of Directors approved a common stock split on a 3.9799-to-one basis. Accordingly, the Company's Consolidated Financial Statements have been retroactively restated to reflect the effect of the stock split for all periods presented.

Earnings per common share are based on the distributed and undistributed net income (loss) to common stockholders in accordance with Emerging Issues Task Force No. 03-6, *Participating Securities and the Two-Class Method Under FASB Statement No. 128*. In accordance with its terms, the senior convertible preferred stock does not participate in undistributed net losses. Accordingly, all undistributed net losses are allocated to the Company's common shareholders for purposes of calculating earnings per share.

KOPPERS HOLDINGS INC.
NOTES TO CONDENSED CONSOLIDATED FINANCIAL STATEMENTS—(Continued)
(Unaudited)

The following table sets forth the computation of basic and diluted earnings per common share:

	Nine Months Ended September 30,	
	2005	2004
	<i>(In millions except per share amounts)</i>	
Numerators for basic and diluted:		
Net income	\$ 9.4	\$ 8.2
Preferred stock dividend	(26.7)	(6.6)
Common stock dividend	(8.3)	(1.9)
	<u> </u>	<u> </u>
Undistributed net (loss) to common stockholders	(25.6)	(0.3)
Common stock dividend	8.3	1.9
	<u> </u>	<u> </u>
Net income (loss) to common stockholders	<u>\$ (17.3)</u>	<u>\$ 1.6</u>
Denominators:		
Weighted-average common shares	2.9	2.9
Effect of dilutive securities:		
Convertible preferred stock	—	—
Restricted stock	—	—
	<u> </u>	<u> </u>
Dilutive potential common shares	—	—
	<u> </u>	<u> </u>
Denominators for diluted earnings per share	2.9	2.9
Earnings (loss) per share:		
Basic earnings (loss) per share	<u>\$ (5.99)</u>	<u>\$ 0.55</u>
Diluted earnings (loss) per share	<u>\$ (5.99)</u>	<u>\$ 0.55</u>

The senior convertible preferred stock and restricted stock were not included in the computation of diluted earnings per share for both periods since it would have resulted in an antidilutive effect.

The pro forma effect on earnings per common share of dividends declared in excess of earnings and dividends declared prior to the consummation of the initial public offering was antidilutive for the nine months ended September 30, 2005.

KOPPERS HOLDINGS INC.
NOTES TO CONDENSED CONSOLIDATED FINANCIAL STATEMENTS—(Continued)
(Unaudited)

(15) Segment Information

The following table sets forth certain sales and operating data, net of all inter-segment transactions, for the Company's businesses for the periods indicated. Intersegment revenues for the nine months ended September 30, 2005 and 2004 were \$29.2 million and \$25.9 million, respectively.

	Nine Months Ended September 30,	
	2005	2004
	<i>(Dollars in millions)</i>	
Net sales:		
Carbon Materials & Chemicals	\$ 463.4	\$ 418.4
Railroad & Utility Products	304.5	302.3
Total	\$ 767.9	\$ 720.7
Percentage of net sales:		
Carbon Materials & Chemicals	60.3%	58.1%
Railroad & Utility Products	39.7%	41.9%
Total	100.0%	100.0%
Gross margin (after depreciation and amortization):		
Carbon Materials & Chemicals	15.5%	15.2%
Railroad & Utility Products	11.6%	9.6%
Total	14.0%	12.8%
Operating profit:		
Carbon Materials & Chemicals	\$ 38.1	\$ 35.2
Railroad & Utility Products	19.8	15.5
All Other	—	—
Total	\$ 57.9	\$ 50.7

REPORT OF INDEPENDENT REGISTERED PUBLIC ACCOUNTING FIRM

The Board of Directors
Koppers Holdings Inc.

We have audited the accompanying consolidated balance sheets of Koppers Holdings Inc. as of December 31, 2004 and 2003, and the related consolidated statements of operations, stockholders' (deficit), and cash flows for each of the three years in the period ended December 31, 2004. Our audits also included the financial statement schedule listed in the Index. These financial statements and schedule are the responsibility of the Company's management. Our responsibility is to express an opinion on these financial statements and schedule based on our audits.

We conducted our audits in accordance with the standards of the Public Company Accounting Oversight Board (United States). Those standards require that we plan and perform the audit to obtain reasonable assurance about whether the financial statements are free of material misstatement. We were not engaged to perform an audit of the Company's internal control over financial reporting. Our audits included consideration of internal control over financial reporting as a basis for designing audit procedures that are appropriate in the circumstances but not for the purpose of expressing an opinion on the effectiveness of the Company's internal control over financial reporting. Accordingly, we express no such opinion. An audit also includes examining, on a test basis, evidence supporting the amounts and disclosures in the financial statements, assessing the accounting principles used and significant estimates made by management, and evaluating the overall financial statement presentation. We believe that our audits provide a reasonable basis for our opinion.

In our opinion, the consolidated financial statements referred to above present fairly, in all material respects, the consolidated financial position of Koppers Holdings Inc. at December 31, 2004 and 2003, and the consolidated results of their operations and their cash flows for each of the three years in the period ended December 31, 2004, in conformity with U.S. generally accepted accounting principles. Also, in our opinion, the related financial statement schedule, when considered in relation to the basic financial statements taken as a whole, presents fairly in all material respects, the information set forth therein.

As explained in Note 1 to the consolidated financial statements, effective January 1, 2003 the Company adopted Statement of Financial Accounting Standards No. 143, Accounting for Asset Retirement Obligations.

/s/ ERNST & YOUNG LLP

Pittsburgh, Pennsylvania
February 4, 2005, except for Note 12,
as to which the date is January 5, 2006.

[Table of Contents](#)

KOPPERS HOLDINGS INC.
CONSOLIDATED STATEMENT OF OPERATIONS
(In millions except per share amounts)

	Years Ended December 31,		
	2004	2003	2002
Net sales	\$ 952.5	\$ 842.9	\$ 776.5
Operating expenses:			
Cost of sales	798.4	726.0	659.5
Depreciation and amortization	32.9	33.7	28.7
Selling, general and administrative	56.8	55.6	44.0
Restructuring and impairment charges	—	8.5	—
Total operating expenses	888.1	823.8	732.2
Operating profit	64.4	19.1	44.3
Equity in earnings of affiliates	0.3	(0.1)	—
Other income	0.1	0.1	9.8
Income before interest expense, income tax provision and minority interest	64.8	19.1	54.1
Interest expense	38.5	37.7	22.9
Income (loss) before income tax provision and minority interest	26.3	(18.6)	31.2
Income tax provision (benefit)	13.3	(1.3)	13.8
Minority interest	3.4	1.7	0.9
Income (loss) before cumulative effect of accounting change	9.6	(19.0)	16.5
Cumulative effect of accounting change:			
Asset retirement obligations, net of tax of \$11.7	—	(18.1)	—
Net income (loss)	\$ 9.6	\$ (37.1)	\$ 16.5
Earnings (loss) per share:			
Income (loss) before cumulative effect of accounting change	\$ 9.6	\$ (19.0)	\$ 16.5
Preferred stock dividend	(77.5)	(53.7)	(6.5)
Common stock dividend	(25.4)	(19.3)	(3.3)
Undistributed income to preferred stockholders	—	—	(4.5)
Undistributed income (loss) to common stockholders before cumulative effect of accounting change	(93.3)	(92.0)	2.2
Cumulative effect of accounting change	—	(18.1)	—
Undistributed net income (loss) to common stockholders	(93.3)	(110.1)	2.2
Common stock dividend	25.4	19.3	3.3
Net income (loss) to common stockholders	\$ (67.9)	\$ (90.8)	\$ 5.5
Earnings (loss) per share of common stock:			
Basic earnings (loss) per share before cumulative effect of accounting change	\$(23.15)	\$(20.77)	\$ 1.20
Diluted earnings (loss) per share	\$(23.15)	\$(20.77)	\$ 1.19
Cumulative effect of accounting change:			
Basic earnings (loss) per share	—	(5.17)	—
Diluted earnings (loss) per share	—	(5.17)	—
Net income (loss):			
Basic earnings (loss) per share	\$(23.15)	\$(25.94)	\$ 1.20
Diluted earnings (loss) per share	\$(23.15)	\$(25.94)	\$ 1.19
Weighted average shares outstanding—Basic	2.9	3.5	4.6
Weighted average shares outstanding—Diluted	2.9	3.5	13.9
Unaudited pro forma earnings (loss) per share of common stock (Note 4):			
Basic (loss) per share	\$(23.15)		
Diluted (loss) per share	\$(23.15)		
Weighted average shares outstanding—Basic	2.9		
Weighted average shares outstanding—Diluted	2.9		

See accompanying notes.

KOPPERS HOLDINGS INC.
CONSOLIDATED BALANCE SHEET
(In millions)

	December 31,	
	2004	2003
ASSETS		
Current assets:		
Cash and cash equivalents	\$ 41.8	\$ 9.6
Accounts receivable less allowance for doubtful accounts of \$0.9 in 2004 and \$1.4 in 2003	113.0	99.6
Inventories:		
Raw materials	79.9	58.1
Work in process	4.4	4.3
Finished goods	68.6	68.3
LIFO reserve	(18.4)	(13.2)
Total inventories	134.5	117.5
Deferred tax benefit	10.3	8.9
Other	7.6	8.1
Total current assets	307.2	243.7
Equity in non-consolidated investments	2.9	10.3
Fixed assets:		
Land	7.2	7.2
Buildings	22.6	18.2
Machinery and equipment	482.0	450.1
	511.8	475.5
Less: accumulated depreciation	(355.1)	(324.5)
Net fixed assets	156.7	151.0
Goodwill	38.4	36.5
Deferred tax benefit	50.0	54.9
Other assets	28.4	17.6
Total assets	\$ 583.6	\$ 514.0

See accompanying notes.

KOPPERS HOLDINGS INC.
CONSOLIDATED BALANCE SHEET
(In millions except share amounts)

	December 31,	
	2004	2003
LIABILITIES AND STOCKHOLDERS' (DEFICIT)		
Current liabilities:		
Accounts payable	\$ 77.4	\$ 63.8
Accrued liabilities	64.7	60.6
Revolving credit	20.6	—
Dividend payable	—	25.0
Current portion of term loans	2.5	8.0
	<hr/>	<hr/>
Total current liabilities	165.2	157.4
Long-term debt:		
Revolving credit	38.9	8.9
Term loans	3.8	3.8
Senior Secured Notes due 2013	320.0	320.0
Senior Discount Notes due 2014	127.0	—
	<hr/>	<hr/>
Total long-term debt	489.7	332.7
Product warranty and insurance reserves	16.9	16.4
Accrued pension liabilities	31.7	29.4
Other long-term liabilities	37.6	47.9
	<hr/>	<hr/>
Total liabilities	741.1	583.8
Commitments and contingencies—See Note 8		
Minority interest	10.6	6.1
Common stock subject to redemption	—	13.2
Stockholders' equity (deficit):		
Senior convertible preferred stock, \$.01 par value; 10.0 shares authorized; 2.3 shares issued in 2004 and 2003, convertible into common on a 3.9799-to-one basis		
	—	—
Common stock, \$.01 par value; 40.0 shares authorized, 2.6 shares issued in 2004 and 11.8 shares issued in 2003		
	—	—
Capital in excess of par value	10.7	15.8
Receivable from Director for purchase of common stock	(0.6)	(0.6)
Retained (deficit)	(172.9)	(53.7)
Accumulated other comprehensive income (loss):		
Foreign currency translation adjustment	13.6	8.0
Minimum pension liability, net of tax	(17.6)	(14.5)
	<hr/>	<hr/>
Total accumulated other comprehensive loss	(4.0)	(6.5)
Treasury stock, at cost, 0.3 shares in 2004 and 6.8 shares in 2003	(1.3)	(44.1)
	<hr/>	<hr/>
Total stockholders' (deficit)	(168.1)	(89.1)
	<hr/>	<hr/>
Total liabilities and stockholders' (deficit)	\$ 583.6	\$ 514.0
	<hr/>	<hr/>

See accompanying notes.

KOPPERS HOLDINGS INC.
CONSOLIDATED STATEMENT OF CASH FLOWS
(In millions)

	Years Ended December 31,		
	2004	2003	2002
Cash provided by (used in) operating activities:			
Net income (loss)	\$ 9.6	\$ (37.1)	\$ 16.5
Adjustments to reconcile net income to net cash provided by operating activities:			
Depreciation and amortization	32.9	33.7	28.7
Bad debt expense	—	2.1	0.1
Deferred income taxes	5.1	(8.9)	6.2
Write-offs of deferred financing costs	—	6.4	—
Equity income of affiliated companies, net of dividends received	0.2	1.0	0.9
Cumulative effect of accounting changes	—	18.1	—
Restructuring and impairment	(0.6)	8.4	(3.4)
Reversals of reserves to operations	(1.7)	(0.7)	(4.9)
Change in reserves	(12.4)	(2.8)	(1.0)
Non-cash interest expense	1.5	—	—
Other	1.5	(0.3)	(0.1)
(Increase) decrease in working capital:			
Accounts receivable	(8.0)	2.3	(7.0)
Inventories	(12.2)	(4.2)	7.2
Accounts payable	4.9	(10.0)	7.1
Accrued liabilities and other working capital	(2.3)	4.4	(6.3)
Net cash provided by operating activities	18.5	12.4	46.0
Cash provided by (used in) investing activities:			
Capital expenditures	(21.2)	(19.3)	(19.7)
Other	0.8	0.8	1.4
Net cash used in investing activities	(20.4)	(18.5)	(18.3)
Cash provided by (used in) financing activities, net of acquisitions:			
Borrowings of revolving credit	275.2	285.9	253.3
Repayments of revolving credit	(225.3)	(311.0)	(231.5)
Issuance of 9 7/8% Senior Secured Notes Due 2013	—	320.0	—
Issuance of 9 7/8% Senior Discount Notes Due 2014	125.5	—	—
Redemption of 9 7/8% Senior Subordinated Notes Due 2007	—	(175.0)	—
Borrowings on long-term debt	—	75.0	—
Repayments on long-term debt	(8.0)	(116.7)	(30.4)
Purchases of common stock	(0.3)	(9.0)	(6.2)
Payment of deferred financing costs	(5.6)	(16.1)	—
Dividends paid	(127.9)	(48.1)	(9.8)
Net cash provided by (used in) financing activities	33.6	5.0	(24.6)
Effect of exchange rates on cash	0.5	1.2	1.2
Net increase in cash and cash equivalents	32.2	0.1	4.3
Cash and cash equivalents at beginning of year	9.6	9.5	5.2
Cash and cash equivalents at end of year	\$ 41.8	\$ 9.6	\$ 9.5
Supplemental disclosure of cash flows information:			
Cash paid during the year for:			
Interest	\$ 32.8	\$ 20.3	\$ 22.3
Income taxes	\$ 10.1	\$ 8.9	\$ 7.0

See accompanying notes.

KOPPERS HOLDINGS INC.
CONSOLIDATED STATEMENT OF STOCKHOLDERS' (DEFICIT)
(In millions except per share amounts)

	Convertible Preferred Stock	Voting Common Stock	Capital in Excess of Par Value	Loan Receivable from Director
Balance at December 31, 2001	\$ —	\$ —	\$ 12.4	\$ (0.6)
Net income for 2002	—	—	—	—
Foreign currency translation	—	—	—	—
Minimum pension liability adjustment, net of tax of \$5.1	—	—	—	—
Comprehensive income	—	—	—	—
Net change in common stock subject to redemption	—	—	—	—
Options exercised, 0.4 shares	—	—	0.5	—
Treasury stock purchases, 0.8 shares	—	—	—	—
Dividends declared (\$0.72 per share to common and \$2.85 per share to preferred)	—	—	—	—
Balance at December 31, 2002	\$ —	\$ —	\$ 12.9	\$ (0.6)
Net (loss) for 2003	—	—	—	—
Foreign currency translation	—	—	—	—
Minimum pension liability adjustment, net of tax of \$1.1	—	—	—	—
Comprehensive income	—	—	—	—
Net change in common stock subject to redemption	—	—	—	—
Options exercised, 0.8 shares	—	—	2.9	—
Treasury stock purchases, 1.6 shares	—	—	—	—
Dividends declared (\$5.89 per share to common and \$23.46 per share to preferred)	—	—	—	—
Balance at December 31, 2003	\$ —	\$ —	\$ 15.8	\$ (0.6)
Net income for 2004	—	—	—	—
Foreign currency translation	—	—	—	—
Minimum pension liability adjustment, net of tax of \$2.0	—	—	—	—
Comprehensive income	—	—	—	—
Net change in common stock subject to redemption	—	—	11.2	—
Options exercised, 0.4 shares	—	—	2.8	—
Treasury stock purchases, 0.4 shares	—	—	—	—
Treasury stock retired and cancelled	—	—	(19.1)	—
Dividends declared (\$8.51 per share to common and \$33.85 per share to preferred)	—	—	—	—
Balance at December 31, 2004	\$ —	\$ —	\$ 10.7	\$ (0.6)

See accompanying notes.

KOPPERS HOLDINGS INC.
CONSOLIDATED STATEMENT OF STOCKHOLDERS' (DEFICIT)
(In millions except per share amounts)

	Retained Earnings (Deficit)	Accumulated Other Comprehensive Income (Loss)	Comprehensive Income	Treasury Stock	Total Stockholders' (Deficit)
Balance at December 31, 2001	\$ 40.6	\$ (28.4)		\$ (25.9)	\$ (1.9)
Net income for 2002	16.5	—	\$ 16.5	—	16.5
Foreign currency translation	—	9.7	9.7	—	9.7
Minimum pension liability adjustment, net of tax of \$5.1	—	(8.3)	(8.3)	—	(8.3)
Comprehensive income			\$ 17.9		
Net change in common stock subject to redemption	(0.8)	—		—	(0.8)
Options exercised, 0.4 shares	—	—		—	0.5
Treasury stock purchases, 0.8 shares	—	—		(6.7)	(6.7)
Dividends paid (\$0.72 per share to common and \$2.85 per share to preferred)	(9.8)	—		—	(9.8)
Balance at December 31, 2002	46.5	(27.0)		(32.6)	(0.8)
Net (loss) for 2003	(37.1)	—	\$ (37.1)	—	(37.1)
Foreign currency translation	—	22.6	22.6	—	22.6
Minimum pension liability adjustment, net of tax of \$1.1	—	(2.1)	(2.1)	—	(2.1)
Comprehensive income			\$ (16.6)		
Net change in common stock subject to redemption	9.9	—		—	9.9
Options exercised, 0.8 shares	—	—		—	2.9
Treasury stock purchases, 1.6 shares	—	—		(11.5)	(11.5)
Dividends declared (\$5.89 per share to common and \$23.46 per share to preferred)	(73.0)	—		—	(73.0)
Balance at December 31, 2003	\$ (53.7)	\$ (6.5)		\$ (44.1)	(89.1)
Net income for 2004	\$ 9.6	\$ —	\$ 9.6	\$ —	9.6
Foreign currency translation	—	5.6	5.6	—	5.6
Minimum pension liability adjustment, net of tax of \$2.0	—	(3.1)	(3.1)	—	(3.1)
Comprehensive income			\$ 12.1		
Net change in common stock subject to redemption	—	—		—	11.2
Options exercised, 0.4 shares	—	—		—	2.8
Treasury stock purchases, 0.4 shares	—	—		(2.2)	(2.2)
Treasury stock retired and cancelled	(25.9)	—		45.0	—
Dividends declared (\$8.51 per share to common and \$33.85 per share to preferred)	(102.9)	—		—	(102.9)
Balance at December 31, 2004	\$ (172.9)	\$ (4.0)		\$ (1.3)	\$ (168.1)

See accompanying notes.

KOPPERS HOLDINGS INC.
NOTES TO CONSOLIDATED FINANCIAL STATEMENTS

1. Significant Accounting Policies

Parent Company of Koppers Inc.

On November 12, 2004, Koppers Holdings Inc. (formerly known as KI Holdings Inc.) was incorporated. On November 18, 2004, all of the common and preferred stock of Koppers Inc. was converted into shares of common and preferred stock of Koppers Holdings. In these financial statements, unless otherwise indicated or the context requires otherwise, when the terms “Koppers,” the “Company,” “we,” “our” or “us,” are used, they mean Koppers Inc., formerly known as Koppers Industries, Inc., and its subsidiaries on a consolidated basis for periods up until November 18, 2004 and Koppers Holdings Inc. (“Koppers Holdings”) and its subsidiaries on a consolidated basis for periods from and including November 18, 2004, when Koppers Holdings became the parent of Koppers. The use of these terms is not intended to imply that Koppers Holdings and Koppers are not separate and distinct legal entities. Koppers Holdings has no direct operations and no significant assets other than the stock of Koppers Inc. and \$27.0 million of cash. It depends on the dividends from the earnings of Koppers Inc. and its subsidiaries to generate the funds necessary to meet its financial obligations, including payments of principal, interest, and other amounts on the Holdings Notes. The terms of Koppers Inc.’s senior secured credit facility prohibit Koppers Inc. from paying dividends and otherwise transferring assets except for certain limited dividends. Further, the terms of the indenture governing the Koppers Inc.’s Senior Secured Notes significantly restrict Koppers Inc. from paying dividends and otherwise transferring assets to Koppers Holdings. As of December 31, 2004 and 2003, dividends available to be declared based on covenant restrictions amounted to \$45.2 million and \$9.8 million, respectively.

Business

Koppers Holdings is a global integrated producer of carbon compounds and treated wood products for use in a variety of markets including the aluminum, railroad, specialty chemical, utility, rubber, and steel industries. The Company’s business is managed as two business segments, Carbon Materials & Chemicals and Railroad & Utility Products.

The Company’s Carbon Materials & Chemicals division is a supplier of a) carbon pitch, which is used primarily by the aluminum industry as a binder in the manufacture of anodes; b) phthalic anhydride (“PAA”), used in the manufacture of plasticizers, unsaturated polyester resins, alkyd resins and dye making; c) creosote and chemicals, used in the protection of timber against termites, fungal decay and weathering; d) carbon black (and carbon black feedstock), used in the production of rubber tires; and e) furnace coke, used in the manufacturing of steel.

The Company’s Railroad & Utility Products division a) provides various products and services to railroads, including crossties (both wood and concrete), track and switch pre-assemblies and disposal services; b) supplies treated wood poles to electric and telephone utilities; and c) provides products to, and performs various wood treating services for, vineyards, construction and other commercial applications.

Basis of Financial Statements

The consolidated financial statements include the accounts of the Company and all majority-owned subsidiaries for which the Company is deemed to exercise control over operations. All significant intercompany transactions have been eliminated.

The Company’s investments in 20% to 50% owned companies in which it has the ability to exercise significant influence over operating and financial policies are accounted for on the equity method. Accordingly, the Company’s share of the earnings of these companies is included in the accompanying consolidated statement of operations.

Impact of Foreign Exchange Rates

The effect of changes in foreign exchange rates on net income for the years ended December 31, 2004, 2003, and 2002 was increases of approximately \$1.7 million, \$2.4 million, and \$0.8 million, respectively.

KOPPERS HOLDINGS INC.
NOTES TO CONSOLIDATED FINANCIAL STATEMENTS—(Continued)

Use of Estimates

The preparation of the financial statements in conformity with accounting principles generally accepted in the United States requires management to make estimates and assumptions that affect the amounts reported in the financial statements and accompanying notes. Actual results could differ from those estimates.

Cash Equivalents

The Company considers all liquid investments with an original maturity of 90 days or less to be cash equivalents.

Accounts Receivable

The Company maintains allowances for doubtful accounts for estimated losses resulting from the inability of its customers to make required payments. In circumstances where the Company becomes aware of a specific customer's inability to meet its financial obligations to Koppers, a specific reserve for bad debts is recorded against amounts due. If the financial condition of the Company's customers were to deteriorate, resulting in an inability to make payments, additional allowances may be required.

Inventories

In the United States, Carbon Materials & Chemicals (excluding furnace coke) and Railroad & Utility Products inventories are valued at the lower of cost, utilizing the last-in, first-out ("LIFO") basis, or market. Inventories outside the U.S. are valued at the lower of cost, utilizing the first-in, first-out ("FIFO") basis, or market. Market represents replacement cost for raw materials and net realizable value for work in process and finished goods. LIFO inventories constituted approximately 59% and 55% of the first-in, first-out ("FIFO") inventory value at December 31, 2004 and 2003, respectively.

Revenue Recognition

The Company recognizes revenue from product sales at the time of shipment or when title passes to the customer. Koppers Holdings recognizes revenue related to the procurement of certain untreated railroad crossties upon transfer of title, which occurs upon delivery to the plant and acceptance by the customer. Service revenue, consisting primarily of wood treating services, is recognized at the time the service is provided. The Company's recognition of revenue with respect to untreated crossties meets all the recognition criteria of SAB Topic 13A3, including transfer of title and risk of ownership, the existence of fixed purchase commitments and delivery schedules established by the customer, and the completion of all performance obligations by the Company. Revenue recognized for untreated crosstie sales for the years ended December 31, 2004, 2003 and 2002 amounted to \$103.0 million, \$96.6 million and \$82.9 million, respectively. Shipping and handling costs are included as a component of cost of sales.

Investments

The following describes activity related to the Company's significant equity investments as included in the consolidated statement of operations as of and for each of the years ended December 31:

KSA Limited Partnership (KSA)

The Company holds a 50% investment in KSA, a concrete crosstie operation located in Portsmouth, Ohio.

	<u>Equity Income</u>	<u>Dividends Received</u>
		<i>(In millions)</i>
2004	\$ 0.3	\$ 0.5
2003	0.5	0.9
2002	0.6	0.8

KOPPERS HOLDINGS INC.
NOTES TO CONSOLIDATED FINANCIAL STATEMENTS—(Continued)

Koppers (China) Carbon & Chemical Co. Ltd. (Koppers China)

The Company holds a 60% ownership interest in Koppers China but accounted for this investment under the equity method prior to January 1, 2004 as described below.

	<u>Equity Income</u>	<u>Dividends Received</u>
		<i>(In millions)</i>
2003	\$ (0.6)	\$ 0.0
2002	(0.6)	0.0

In 1999 the Company entered into a joint venture agreement with Tangshan Iron & Steel Co. (“TISCO”) to rehabilitate and operate a tar distillation facility in China. The joint venture agreement also includes a tar supply contract with TISCO, which serves to ensure a long-term supply of coal tar products in the Company’s Australasian markets. The joint venture, Koppers (China) Carbon and Chemical Co., Limited (“Koppers China”) is 60% owned by the Company and began production of coal tar products in 2001. Contributions of cash, engineering services and acquisition costs for the joint venture total \$10.5 million at December 31, 2004.

In June 2001 the Company entered into an agreement with TISCO whereby TISCO assumed control of Koppers China through December 31, 2003. During this period TISCO bore all responsibility for the operations and management of the facility, as well as the net income or loss, except for Koppers Inc.’s pro rata share of depreciation, amortization and income taxes for the joint venture. Accordingly, the Company changed its method of accounting from consolidation to the equity method effective June 2001 to reflect this change in its ability to control Koppers China. The Company chose to delay development of the carbon pitch export market due to the restructuring of the North American aluminum smelting capacity. In the interim, TISCO assumed responsibility for the joint venture to develop the domestic Chinese market. TISCO has guaranteed a bank loan of Koppers China; the Company has issued a cross guarantee to TISCO in the amount of approximately \$1.5 million, representing 60% of the loan amount. The equity losses for 2003 and 2002 as noted above reflect the Company’s pro rata share of depreciation, amortization and income taxes for each respective period.

Beginning January 1, 2004 the Company assumed operating control of Koppers China and therefore began to consolidate this entity in the first quarter of 2004. For the year ended December 31, 2004 the Company’s consolidated results include sales and net income of \$25.5 million and \$2.7 million, respectively.

Depreciation

Buildings, machinery, and equipment are recorded at purchased cost and depreciated over their estimated useful lives (5 to 20 years) using the straight-line method. Depreciation expense for the years ended December 31, 2004, 2003 and 2002 amounted to \$31.8 million, \$31.6 million and \$25.9 million, respectively.

Accrued Insurance

The Company is insured for property, casualty and workers’ compensation insurance up to various stop loss coverages. Losses are accrued based upon the Company’s estimates of the liability for the related deductibles for claims incurred using certain actuarial assumptions followed in the insurance industry and based on Company experience. Losses accrued at December 31, 2004, 2003 and 2002 amounted to \$13.3 million, \$12.9 million and \$12.9 million, respectively.

Disclosures About Fair Value of Financial Instruments

Cash and short-term investments: The carrying amount approximates fair value because of the short maturity of those instruments.

KOPPERS HOLDINGS INC.
NOTES TO CONSOLIDATED FINANCIAL STATEMENTS—(Continued)

Long-term debt: The fair value of the Company's long-term debt is estimated based on the quoted market prices for the same or similar issues or on the current rates offered to the Company for debt of the same remaining maturities. The fair values of the revolving credit facilities and term loans approximate carrying value due to the variable rate nature of these instruments. The fair value of the Senior Discount Notes due 2014 (based on trading activity) at December 31, 2004 was \$129.9 million. The fair value of the Senior Secured Notes due 2013 (based on trading activity) at December 31, 2004 and 2003 was \$364.8 million and \$353.6 million, respectively.

Research and Development

Research and development costs, which are included in selling, general and administrative expenses, amounted to \$2.2 million for 2004, \$2.3 million for 2003 and \$2.9 million for 2002.

Goodwill

Goodwill is the excess of the acquisition cost of businesses over the fair value of the identifiable net assets acquired. In June 2001 the Financial Accounting Standards Board issued Statements of Financial Accounting Standards No. 141, *Business Combinations*, and No. 142, *Goodwill and Other Intangible Assets*, effective for fiscal years beginning after December 15, 2001. Under the rules, goodwill is no longer amortized but is subject to annual impairment tests in accordance with the Statements. Other intangible assets with definite lives continue to be amortized over their useful lives. The Company applied the rules on accounting for goodwill beginning in the first quarter of 2002. During 2004 the Company performed the required impairment tests of goodwill as of November 30, 2004 and determined that there is no impairment. Activity related to goodwill for the last three years consisted of the following: (i) for 2004, the balance increased from \$36.5 million to \$38.4 million as the result of \$1.9 million of foreign currency effect; (ii) for 2003, the balance increased from \$31.5 million to \$36.5 million as the result of \$5.0 million of foreign currency effect; and (iii) for 2002, the balance increased from \$29.4 million to \$31.5 million as a result of \$2.1 million of foreign currency effect.

Derivatives

Forward Exchange Contracts. The Company economically hedges certain firm commitments denominated in foreign currencies for periods up to twelve months, depending on the anticipated settlement dates of the related transactions. Forward exchange contracts are utilized to hedge these transactions, and all such contracts are marked to market with the recognition of a gain or loss at each reporting period. Therefore, at December 31, 2004 and 2003 there were no deferred gains or losses on hedging of foreign currencies. The fair value of these derivatives at December 31, 2004 and 2003 was \$0.1 million and \$0.3 million, respectively, and is included in other current assets. For the year ended December 31, 2004 there were no net gains or losses on forward exchange contracts, and, for the years ended December 31, 2003 and 2002 \$0.2 million and \$0.0 million, respectively, of losses on forward exchange contracts are included in cost of sales. Realized foreign exchange gains for the years ended December 31, 2004, 2003 and 2002 amounted to \$0.4 million, \$0.3 million and \$0.1 million, respectively.

Interest Rate Swap. In January 2004 the Company entered into an interest rate swap agreement for \$50 million of the Senior Secured Notes in order to protect a portion of the debt against changes in fair value due to changes in the benchmark interest rate. The agreement is designed to receive fixed 9.875% and pay floating six-month LIBOR rates plus a spread of 5.395% with semiannual settlements through October 2013. Changes in the fair value of the interest rate swap are expected to offset changes in the fair value of the Senior Secured Notes. The swap is being accounted for as a fair value hedge and has been determined to have no ineffectiveness. The effect of the swap for the year ended December 31, 2004 was a reduction in interest expense of approximately \$1.3 million. The fair value of the swap agreement at December 31, 2004 was a liability of \$0.9 million.

KOPPERS HOLDINGS INC.
NOTES TO CONSOLIDATED FINANCIAL STATEMENTS—(Continued)

Environmental Liabilities

The Company accrues for environmental liabilities when a determination can be made that they are probable and reasonably estimable. Total environmental reserves at December 31, 2004 and 2003 were approximately \$4.7 million and \$7.5 million, respectively, which include provisions primarily for fines and soil remediation. The reduction in reserves relates primarily to the payment of environmental fines in the U.S. and removal and disposal of hazardous waste in Europe.

Product Warranty Reserves

The Company accrues for product warranty reserves based on historical loss experience and sales of extended warranties on certain products. The following chart illustrates activity in these reserves (millions):

	2004	2003	2002
Warranty reserve beginning of year	\$ 5.7	\$ 5.3	\$ 5.5
Warranty expense charged to income	1.1	0.9	0.8
Cash expenditures for warranty claims	(0.6)	(0.5)	(1.0)
Warranty reserve end of year	\$ 6.2	\$ 5.7	\$ 5.3

Stock-Based Compensation

In August 2004 the Company granted 135,000 restricted stock units to certain officers, of which 20% vested August 31, 2004. The remaining units will vest annually at a rate of 20% per year. The Company recorded \$0.7 million of compensation expense for the vesting of restricted stock grants and the issuance of 8,000 shares of common stock to certain officers during 2004.

The Company accounts for stock option grants in accordance with Accounting Principles Board Opinion No. 25, *Accounting for Stock Issued to Employees*, and, accordingly, recognizes no compensation expense for stock option grants since all options granted had an exercise price equal to the fair value of the underlying stock on the date of grant. The following table illustrates the impact on earnings and earnings per share if the Company had accounted for all outstanding option grants according to the fair value recognition provisions of SFAS No. 123, *Accounting for Stock-Based Compensation*:

	Years Ended December 31,		
	2004	2003	2002
	<i>(In millions)</i>		
Net income (loss), as reported	\$ 9.6	\$ (37.1)	\$16.5
Deduct: Total stock-based employee compensation expense determined under fair value based method for all awards, net of related tax effects	0.1	0.1	0.1
<i>Pro forma</i> net income (loss)	\$ 9.5	\$ (37.2)	\$16.4
Net income (loss) per share to common stockholders			
As reported:			
—Basic	\$(23.15)	\$(25.94)	\$1.20
—Diluted	\$(23.15)	\$(25.94)	\$1.19
Pro forma to reflect the fair value recognition provisions of SFAS No. 123:			
—Basic	\$(23.19)	\$(25.97)	\$1.19
—Diluted	\$(23.19)	\$(25.97)	\$1.18

KOPPERS HOLDINGS INC.
NOTES TO CONSOLIDATED FINANCIAL STATEMENTS—(Continued)

The fair value for options granted in 2002 was estimated using a Black-Scholes option pricing model with the following weighted-average assumptions: risk-free interest rate of 5.0%; dividend yield of 5.0%; volatility factor of .22; and an expected option life of 5 years.

Reclassification

Certain amounts in the prior years' consolidated financial statements have been reclassified to conform to the current year presentation. Such reclassification had no effect on net income.

Impact of Other Recently Issued Accounting Guidance

In March 2005, the Financial Accounting Standards Board issued Interpretation No. 47, *Accounting for Conditional Asset Retirement Obligations* ("FIN No. 47"). FIN No. 47 clarifies that the term conditional obligation as used in SFAS No. 143, *Accounting for Asset Retirement Obligations*, refers to a legal obligation to perform an asset retirement activity in which the timing and (or) method of settlement are conditional on a future event that may or may not be within the control of the entity. FIN No. 47 requires that the uncertainty about the timing and (or) method of settlement of a conditional asset retirement obligation be factored into the measurement of the liability when sufficient information exists. FIN No. 47 also clarifies when an entity would have sufficient information to reasonably estimate the fair value of an asset retirement obligation. FIN No. 47 is effective for fiscal years ending after December 15, 2005. The Company has not yet determined the impact, if any, of the adoption of FIN No. 47 on its financial statements.

In December 2004, the FASB issued SFAS No. 123 (Revised 2004), *Share-Based Payments* ("SFAS 123R"). SFAS 123R requires all share-based payments to employees, including grants of employee stock options, to be recognized in the income statement based on their fair values. The Company is required to adopt the new standard in the first interim period beginning after June 15, 2005. The Company has not yet determined the impact, if any, of the adoption of SFAS 123R on its financial statements.

In December 2004, the FASB issued SFAS No. 153, *Exchanges of Nonmonetary Assets, an amendment of APB Opinion 29* ("SFAS 153"). SFAS 153 requires that exchanges of nonmonetary assets be measured based on the fair values of the assets exchanged, and eliminates the exception to this principle under APB *Opinion 29* for exchanges of similar productive assets. The Company is required to adopt the new standard in the first interim period beginning after June 15, 2005. The Company does not expect the adoption of SFAS 153 to have a material effect on its financial statements.

In December 2004, the FASB issued SFAS No. 151, *Inventory Costs, an amendment of ARB No. 43, Chapter 4* ("SFAS 151"). SFAS 151 clarifies that abnormal amounts of idle facility expense, freight, handling costs, and wasted materials should be recognized as current-period charges and requires the allocation of fixed production overheads to inventory based on the normal capacity of the production facilities. The Company is required to adopt the new standard in the fiscal year beginning after June 15, 2005. The Company has not yet determined the impact, if any, of the adoption of SFAS 151 on its financial statements.

American Jobs Creation Act of 2004. In October 2004, the American Jobs Creation Act of 2004 (the "AJCA") was signed into law. The AJCA allows companies to repatriate earnings from foreign subsidiaries at a reduced U.S. tax rate. The FASB issued FASB Staff Position 109-1 to provide guidance on the application of SFAS No. 109, *Accounting for Income Taxes*, and FASB Staff Position 109-2 to provide accounting and disclosure guidance for the repatriation provision. The Company is evaluating the consequences of repatriating up to \$3 million with a related range of income tax effects that cannot be reasonably estimated as of the time of issuance of these financial statements. The Company expects to complete its review by December 31, 2005, and will recognize the income tax effect, if any, in the period when a decision whether to repatriate is made.

KOPPERS HOLDINGS INC.

NOTES TO CONSOLIDATED FINANCIAL STATEMENTS—(Continued)

In May 2004, the FASB issued Staff Position No. 106-2, *Accounting and Disclosure Requirements Related to the Medicare Prescription Drug, Improvement and Modernization Act of 2003* ("FSP 106-2"). This Act was signed into law by the President on December 8, 2003 and introduces a prescription drug benefit plan under Medicare Part D as well as a federal subsidy to sponsors of retiree health benefit plans that provide a benefit that is at least actuarially equivalent to Medicare Part D. FSP 106-2 provides guidance on how companies should account for the impact of the Act on their postretirement health care plans. To encourage employers to retain or provide postretirement drug benefits, beginning in 2006 the federal government will provide non-taxable subsidy payments to employers that sponsor prescription drug benefits to retirees that are actuarially equivalent to the Medicare benefit. FSP 106-2 is effective for interim or annual financial statements beginning after June 15, 2004. The Company has determined that the benefits provided under its plans are not actuarially equivalent to Medicare Part D. Therefore, the Act has been determined to have no impact on the net periodic postretirement benefit cost included in the financial statements.

In December 2003, the FASB issued SFAS No. 132 (revised 2003), *Employers' Disclosures About Pensions and Other Postretirement Benefits*, an amendment of SFAS Nos. No. 87, 88 and 106, and a revision of SFAS Statement No. 132. This statement requires additional disclosure about the assets, obligations, cash flow and net periodic benefit cost of defined benefit pension plans and other postretirement benefit plans. This statement also requires interim disclosure of the net periodic benefit cost and actual or expected employer contributions. The standard is effective for fiscal years ending after December 15, 2003 and interim periods beginning after December 15, 2003. The Company has adopted SFAS No. 132 by adding the required disclosures, which can be found in Note 5 to these financial statements.

In May 2003, FASB issued SFAS No. 150, *Accounting for Certain Financial Instruments with Characteristics of Both Liabilities and Equity*, effective for the fiscal period beginning after December 15, 2003. SFAS No. 150 establishes standards for how an issuer classifies and measures certain financial instruments with characteristics of both liabilities and equity. To the extent that the Company is required to purchase shares of common stock, the adoption of SFAS No. 150 required the Company to classify common stock subject to redemption as a liability as of January 1, 2004. Prospectively, changes in the liability with the exception of redemptions will be included in pre-tax income.

Prior to February 27, 2004 the Company's stockholders' agreement required the Company to redeem shares of common stock owned by officers, directors and the Company's current and former employees ("Management Investors") upon a Management Investor's ceasing for any reason to be employed by the Company. On February 27, 2004 the stockholders' agreement was amended to make the redemption of common stock from such Management Investors at the Company's option.

The initial adoption of SFAS No. 150 resulted in the recognition of a liability in the amount of \$13.2 million for shares with a mandatory redemption requirement. At December 31, 2004 after giving effect to the amendment to the Stockholders' Agreement as noted above, the remaining liability was \$0.8 million based on prior commitments to redeem shares. Due to the amendment, \$11.2 million was reclassified to capital in excess of par value to reflect the elimination of the mandatory redemption requirement.

Asset Retirement Obligations. Effective January 1, 2003 the Company changed its method of accounting for asset retirement obligations in accordance with SFAS No. 143, *Accounting for Asset Retirement Obligations*. Previously, the Company had not been recognizing amounts related to asset retirement obligations. Under the new accounting method, the Company now recognizes asset retirement obligations in the period in which they are incurred if a reasonable estimate of a fair value can be made. The associated asset retirement costs are capitalized as part of the carrying amount of the long-lived asset.

KOPPERS HOLDINGS INC.
NOTES TO CONSOLIDATED FINANCIAL STATEMENTS—(Continued)

The Company recognizes asset retirement obligations for i) the removal and disposal of residues; ii) dismantling of certain tanks required by governmental authorities; iii) cleaning and dismantling costs for owned rail cars; and iv) cleaning costs for leased rail cars and barges. The following table describes changes to the Company's asset retirement obligation liability at December 31, 2004 and 2003:

	December 31,	
	2004	2003
Asset retirement obligation at beginning of year	\$ 34.9	\$ —
Liability recognized in transition	—	33.4
Accretion expense	2.2	2.4
Effect of fixed asset additions	—	0.9
Acceleration of obligations due to restructuring	—	4.7
Gain on settlement of obligations	(1.7)	—
Expenses incurred	(7.3)	(6.5)
Asset retirement obligation at end of year	<u>\$ 28.1</u>	<u>\$ 34.9</u>

The cumulative effect of the change on prior years resulted in a charge to income of \$18.1 million, net of income taxes of \$11.7. The *pro forma* effects of the application of SFAS No. 143 as if the Statement had been adopted on January 1, 2002 (rather than January 1, 2003) would have resulted in a reduction of \$1.3 million to net income for the twelve months ended December 31, 2002.

The *pro forma* asset retirement obligation liability balance if Statement No. 143 had been adopted on January 1, 2002 (rather than January 1, 2003) would have been \$31.1 million.

In January 2003, the FASB issued Interpretation No. 46, *Consolidation of Variable Interest Entities, an Interpretation of ARB No. 51* ("FIN No. 46"). FIN No. 46 requires certain variable interest entities to be consolidated by the primary beneficiary of the entity if the equity investors in the entity do not have the characteristics of a controlling financial interest or do not have sufficient equity at risk for the entity to finance its activities without additional subordinated financial support from other parties. In December 2003, FASB issued a revision to FIN No. 46; for the Company, the revised provisions of FIN No. 46 must be applied for the first interim or annual period beginning after December 15, 2004. The Company does not expect that the adoption of FIN No. 46 will have a material impact on its financial position, cash flows or results of operations.

In April 2002, the FASB issued SFAS No. 145, *Rescission of FASB Statements No. 4, 44 and 64, Amendment of FASB Statement No. 13, and Technical Corrections*, effective for fiscal years beginning after June 15, 2002. For most companies, SFAS No. 145 will require gains and losses on extinguishments of debt to be classified as income or loss from continuing operations rather than as extraordinary items as previously required under SFAS No. 4. Extraordinary treatment will be required for certain extinguishments as provided in APB Opinion No. 30. SFAS No. 145 also amends SFAS No. 13 to require that certain modifications to capital leases be treated as a sale-leaseback and modifies the accounting for subleases when the original lessee remains a secondary obligor (or guarantor). In addition, the FASB rescinded SFAS No. 44, which addressed the accounting for intangible assets of motor carriers and made numerous technical corrections. The Company's adoption of SFAS No. 145 resulted in charges of \$12.2 million during 2003 to income from continuing operations for costs related to extinguishment of debt rather than as an extraordinary item.

2. Restructuring and Impairment Charges

Restructuring and impairment charges for 2003 totaled \$8.5 million. During the fourth quarter of 2003 the Company determined that capacity rationalization was required in its U.S. Carbon Materials & Chemicals

KOPPERS HOLDINGS INC.
NOTES TO CONSOLIDATED FINANCIAL STATEMENTS—(Continued)

business to increase competitiveness. Accordingly, in December 2003 the Company ceased production at its carbon materials facility in Woodward, Alabama, resulting in a restructuring charge to fourth quarter pre-tax income of \$3.1 million. Additionally, during the fourth quarter of 2003 the Company concluded that its carbon materials port operation in Portland, Oregon was an impaired facility based on its current and long-term economic prospects as a result of recent negotiations with a significant customer. The impairment charge for this facility resulted in a charge to fourth quarter pre-tax income of \$3.1 million. The Company also incurred a \$1.0 million charge for the impairment of certain storage tanks which have been permanently idled due to reduced demand for carbon materials products in U.S. markets. In September 2003, the Company closed its Logansport, Louisiana wood treating plant due to deteriorating local market conditions and their impact on volumes and profitability. The closure resulted in a \$1.3 million restructuring charge in the third quarter.

Total restructuring and impairment charges consisted of cash charges of \$0.7 million for severance and non-cash charges of \$7.8 million primarily for write downs of fixed assets.

At December 31, 2004 all of the cash charges had been expended and there were no remaining reserves.

As a result of these restructuring programs, during 2003 the Company incurred additional related charges including \$4.7 million of accelerated asset retirement obligations charged to cost of sales, \$1.4 million of freight contract settlement charged to cost of sales and \$0.4 million of severance charged to selling, general and administrative expense.

3. Debt

	December 31,	
	2004	2003
	<i>(In millions)</i>	
Revolving credit	\$ 59.5	\$ 8.9
Term loans	6.3	11.8
Senior Secured Notes due 2013	320.0	320.0
Senior Discount Notes due 2014	127.0	—
	\$ 512.8	\$ 340.7

Senior Discount Notes

On November 18, 2004, Koppers Holdings issued and sold \$203.0 million aggregate principal amount at maturity (\$125.5 million gross proceeds) 9⁷/₈% Senior Discount Notes due 2014 (the "Discount Notes"). A portion of the cash proceeds was used to pay a \$95 million dividend to Koppers Holdings' stockholders. As of December 31, 2004, fees and expenses for the transaction amounted to approximately \$4.2 million. The remainder has been retained for general corporate purposes, which could include dividends, acquisitions, or working capital requirements. No cash interest is required to be paid prior to November 15, 2009. The accreted value of each Discount Note will increase from the date of issuance until November 15, 2009, at a rate of 9⁷/₈% per annum compounded semiannually such that on November 19, 2009 the accreted value will equal \$203 million, the principal amount due at maturity. Subsequent to November 19, 2009 cash interest on the Discount Notes will accrue and be payable semi-annually in arrears on May 15 and November 15 of each year, commencing on May 15, 2010. The Discount Notes are effectively subordinated to the Company's existing and future secured indebtedness, and is structurally subordinated to all of the existing and future indebtedness and other liabilities and preferred equity of the Company's subsidiaries. Koppers Holdings has no direct operations and no significant assets other than cash remaining from the proceeds of the Senior Discount Notes and the stock

KOPPERS HOLDINGS INC.
NOTES TO CONSOLIDATED FINANCIAL STATEMENTS—(Continued)

of Koppers Inc. It depends on the dividends from the earnings of Koppers Inc. and its subsidiaries to generate the funds necessary to meet its financial obligations, including payments of principal, interest, and other amounts on the Holdings Notes. The terms of Koppers Inc.'s senior secured credit facility prohibit Koppers Inc. from paying dividends and otherwise transferring assets except for certain limited dividends. Further, the terms of the indenture governing the Koppers Inc.'s Senior Secured Notes significantly restrict Koppers Inc. from paying dividends and otherwise transferring assets to Koppers Holdings.

October 2003 Refinancing

In October 2003, Koppers Inc. issued \$320 million of 9⁷/₈% Senior Secured Notes due 2013 (the "Senior Secured Notes"), with a portion of the proceeds from the Senior Secured Notes used to redeem \$175 million of senior subordinated notes due 2007 (the "2007 Notes"). The October refinancing also included an amendment to the existing senior secured credit facility, providing for a reduction in the term loan to \$10.0 million, due in quarterly installments through November 2004. As a result of the refinancing, approximately \$5.0 million of deferred financing costs associated with the 2007 Notes was written off to interest expense when the 2007 Notes were called on December 1, 2003. Additionally, the Company paid a \$5.8 million call premium on the 2007 Notes which is reflected in interest expense.

May 2003 Refinancing

In May 2003, the Company refinanced substantially all of its bank debt, incurring fees and expenses of approximately \$3.8 million. The new credit facilities provided for term loans of \$75.0 million and a revolving credit facility of up to \$100.0 million. As part of the October 2003 refinancing the senior secured credit facility was amended, resulting in all but \$10.0 million of the term loan being repaid and \$1.4 million of related deferred financing costs being written off to interest expense. At December 31, 2004 the term loan had been repaid and \$49.8 million of the revolving credit facility was outstanding, of which \$20.6 million is classified as a current obligation. The senior secured credit facility is for a period of four years, and the loans are secured by substantially all of Koppers Inc.'s assets, with revolving credit availability based on receivables and inventory as well as the attainment of certain ratios and covenants.

The revolving credit facility under the credit facilities provides for interest at variable rates. At December 31, 2004 and 2003 the effective rate on the revolving credit facility was 4.1% and 3.4%, respectively.

Substantially all of Koppers Inc.'s assets, including the assets of significant subsidiaries other than Koppers Europe, are pledged as collateral for the credit facilities. The credit facilities contain certain covenants that limit capital expenditures by the Company and restrict its ability to incur additional indebtedness, create liens on its assets, enter into leases, pay dividends and make investments or acquisitions. In addition, such covenants give rise to events of default upon the failure by the Company to meet certain financial ratios.

Monessen Transaction

As part of the Monessen Transaction (as defined and described in Note 6), the Company executed a \$5.0 million loan that is scheduled to be repaid at an interest rate of 16% based on the cash flows of the coke operations. The outstanding balance on this loan at December 31, 2004 amounted to \$3.8 million.

A subsidiary of Koppers Australia has a loan outstanding in the amount of \$9.0 million at December 31, 2004 which is classified as revolving credit. There is no specified repayment period for this loan.

Koppers China has a loan outstanding in the amount of \$2.5 million at December 31, 2004 which is classified as current due to the intent to renew the loan during 2005.

KOPPERS HOLDINGS INC.
NOTES TO CONSOLIDATED FINANCIAL STATEMENTS—(Continued)

At December 31, 2004 the aggregate debt maturities for the next five years are as follows (in millions):

2005	\$23.1
2006	3.8
2007	29.9
2008	—
2009	—

At December 31, 2004 the Company had \$18.9 million of standby letters of credit outstanding, all of which expire within one year.

Deferred financing costs associated with the credit facilities, the issuance of the Discount Notes, and the issuance of Senior Secured Notes totaled \$20.5 million and are being amortized over the life of the related debt. Deferred financing costs (net of accumulated amortization of \$2.7 million at December 31, 2004, \$1.9 million at December 31, 2003 and \$10.0 million at December 31, 2002) were \$17.8 million, \$14.2 million and \$6.5 million at December 31, 2004, 2003 and 2002, respectively, and are included in other assets. The refinancing activities during 2003 resulted in the write-off of deferred financing costs of \$6.4 million.

4. Stock Activity/Earnings Per Share

In November 2004, all of the common and preferred stock of Koppers Inc. was converted on a one-for-one basis for shares of common and preferred stock of Koppers Holdings Inc. Additionally, in December 2004 all of the treasury stock of Koppers Inc. was retired and cancelled. When the common and preferred stock of Koppers Inc. was converted into common and preferred stock of Koppers Holdings Inc., the stockholders' agreement of Koppers Inc. was amended to provide for the transfer of the terms and conditions of the stockholders' agreement from Koppers Inc. to Koppers Holdings Inc.

Stock Purchases by Directors/Restricted Stock Grants to Senior Management

In August 2004 three members of the Company's board of directors each purchased 19,900 shares of Koppers Inc. common stock at the current fair value. Additionally, in August 2004 Koppers Inc. granted 537,287 restricted stock units to certain officers, of which 20% vested August 31, 2004. The remaining units vest annually at a rate of 20% per year. The Company recorded \$0.7 million of compensation expense for the vesting of restricted stock grants and the issuance of 31,839 shares of common stock to certain officers during 2004.

Common Stock Subject to Redemption

At December 31, 2004, 2003 and 2002 the maximum redemptions that could be paid under the Company's stockholders' agreement, subject to existing debt covenants, were \$0.8 million, \$13.2 million and \$23.1 million, respectively. The value of shares subject to redemption under the terms of the stockholders' agreement was previously segregated from other common stock on the face of the balance sheet. There were approximately 0.3 million shares of common stock at December 31, 2004 subject to the redemption provisions of the Stockholders' Agreement; the Company had committed to redeem these shares prior to the effectiveness of the amendment eliminating the mandatory redemption provision. The remaining liability is classified as accrued liabilities and other long-term liabilities on the balance sheet at December 31, 2004.

Prior to the reduction to zero in 2004 as a result of the adoption of SFAS No. 150, common stock subject to redemption decreased by \$9.9 million in 2003 and increased by \$0.8 million in 2002. Changes in this balance reflected retiree redemptions, revaluations and new shares issued as a result of stock option exercises.

KOPPERS HOLDINGS INC.
NOTES TO CONSOLIDATED FINANCIAL STATEMENTS—(Continued)

In each of 2003 and 2002 the Company redeemed 25% of a Director's shares at the respective fair values for a total of approximately \$0.7 million each year.

In October 1999, a Director of the Company purchased 220,065 shares of common stock of the Company for \$0.9 million; 140,467 of the shares were financed through an interest-free loan from the Company in the amount of \$0.6 million due in 2009. The shares related to the loan were restricted and vested at a rate of 20% per year. At December 31, 2004 all of such shares were vested. In the event that the Director no longer serves on the board of directors, the loan must be repaid.

Senior Convertible Preferred Stock

In November 2004 the preferred stock of Koppers Inc. was exchanged for preferred stock of Koppers Holdings Inc.

The senior convertible preferred stock ("preferred stock") has voting rights (except as noted below) and dividend rights equal to 3.9799 times the dividend rate on common stock, and has a liquidation preference equal to par value (\$.01 per share). The preferred stock is convertible into 3.9799 shares of common stock at any time on a one-for-one basis. The holders of the preferred stock vote as a separate series from all other classes of stock, and are entitled to elect a majority of the board of directors of Koppers Holdings.

Dividends

In 2004, 2003 and 2002 the Koppers Inc. paid cash dividends of \$2.73, \$3.88 and \$0.72 per share, respectively, to common and \$10.86, \$15.46 and \$2.85 per share, respectively, to preferred shareholders. In December 2003 Koppers Inc. declared a cash dividend of \$25 million (\$2.01 per share to common and \$8.00 per share to preferred) which was paid in January 2004. Koppers Inc. is limited by its current lending covenants regarding the payment of dividends. Koppers Holdings paid a dividend of \$7.79 per share to common and \$30.99 per share to preferred in December 2004 using part of the proceeds of the Senior Discount Notes.

Earnings Per Share

Earnings per common share are based on the distributed and undistributed net income (loss) to common stockholders in accordance with Emerging Issues Task Force No. 03-6, *Participating Securities and the Two-Class Method Under FASB Statement No. 128*. In accordance with its terms, the senior convertible preferred stock does not participate in undistributed net losses. Accordingly, all undistributed net losses are allocated to the Company's common shareholders for purposes of calculating earnings per share. Diluted earnings per common share assume that any dilutive preferred shares outstanding at the beginning of the year were converted at those dates, with dividend requirements and outstanding common shares adjusted accordingly. It also assumes that outstanding common shares were increased by shares issuable upon vesting of restricted stock and exercise of stock options for which fair value exceeds exercise price, and shares that could have been purchased by the Company with related proceeds. The senior convertible preferred stock, employee stock options and restricted stock were not included in the computation of diluted earnings per share for 2004 and 2003 since it would have resulted in an antidilutive effect.

KOPPERS HOLDINGS INC.
NOTES TO CONSOLIDATED FINANCIAL STATEMENTS—(Continued)

The following table sets forth the computation of basic and diluted earnings per common share:

	Years Ended December 31,		
	2004	2003	2002
	<i>(In millions except per share amounts)</i>		
Numerators for basic:			
Income (loss) before cumulative effect of accounting change	\$ 9.6	\$ (19.0)	\$16.5
Preferred stock dividend	(77.5)	(53.7)	(6.5)
Common stock dividend	(25.4)	(19.3)	(3.3)
Undistributed income to preferred stockholders	—	—	(4.5)
	<hr/>	<hr/>	<hr/>
Undistributed income (loss) to common stockholders before effect of accounting change	(93.3)	(92.0)	2.2
Cumulative effect of accounting change	—	(18.1)	—
	<hr/>	<hr/>	<hr/>
Undistributed net income (loss) to common stockholders	\$ (93.3)	\$ (110.1)	\$ 2.2
Common stock dividend	25.4	19.3	3.3
	<hr/>	<hr/>	<hr/>
Net income (loss) to common stockholders	<u>\$ (67.9)</u>	<u>\$ (90.8)</u>	<u>\$ 5.5</u>
Denominators:			
Weighted-average common shares	2.9	3.5	4.6
Effect of dilutive securities:			
Convertible preferred stock	—	—	9.1
Employee stock options/restricted stock	—	—	0.2
	<hr/>	<hr/>	<hr/>
Dilutive potential common shares	—	—	9.3
	<hr/>	<hr/>	<hr/>
Denominators for diluted earnings per share	2.9	3.5	13.9
Income (loss) before cumulative effect of accounting change:			
Basic earnings (loss) per share	<u>\$(23.15)</u>	<u>\$(20.77)</u>	<u>\$1.20</u>
Diluted earnings (loss) per share	<u>\$(23.15)</u>	<u>\$(20.77)</u>	<u>\$1.19</u>
Cumulative effect of accounting change:			
Basic earnings (loss) per share	<hr/> —	<hr/> (5.17)	<hr/> —
Diluted earnings (loss) per share	<hr/> —	<hr/> (5.17)	<hr/> —
Net income (loss):			
Basic earnings (loss) per share	<u>\$(23.15)</u>	<u>\$(25.94)</u>	<u>\$1.20</u>
Diluted earnings (loss) per share	<u>\$(23.15)</u>	<u>\$(25.94)</u>	<u>\$1.19</u>

The pro forma effect on earnings per common share of dividends declared in excess of earnings for the year ended December 31, 2004 was antidilutive.

KOPPERS HOLDINGS INC.
NOTES TO CONSOLIDATED FINANCIAL STATEMENTS—(Continued)

5. Pension and Other Postretirement Benefit Plans

Expected Contributions for the 2005 Fiscal Year:

The expected contributions for 2005 are estimated to be \$11.1 million.

The measurement date for the U.S. pension and postretirement assets and obligations is December 31 for each respective year.

	Pension Benefits		Other Benefits	
	2004	2003	2004	2003
	<i>(In millions)</i>		<i>(In millions)</i>	
Change in benefit obligation:				
Benefit obligation at beginning of year	\$160.8	\$134.0	\$ 15.5	\$ 10.2
Service cost	4.4	4.1	0.3	0.2
Interest cost	9.5	9.2	0.9	0.7
Plan participants' contributions	0.4	0.4	—	—
Amendments	—	0.1	—	—
Actuarial losses	8.9	14.2	0.8	5.2
Foreign currency changes	3.2	5.3	—	—
Effect of curtailments	(5.9)	—	—	—
Benefits paid	(7.8)	(6.5)	(1.2)	(0.8)
Benefit obligation at end of year	\$173.5	\$160.8	\$ 16.3	\$ 15.5
Change in plan assets:				
Fair value of plan assets at beginning of year	\$103.4	\$ 85.4	\$ —	\$ —
Actual return on plan assets	10.7	13.4	—	—
Employer contribution	14.7	6.1	1.2	0.8
Plan participants' contributions	0.4	0.4	—	—
Foreign currency changes	2.6	4.6	—	—
Benefits paid	(7.8)	(6.5)	(1.2)	(0.8)
Fair value of plan assets at end of year	\$124.0	\$103.4	\$ 0.0	\$ 0.0
Funded status of the plan	\$ (49.5)	\$ (57.4)	\$(16.3)	\$(15.5)
Unrecognized transitional (asset)	(3.0)	(3.1)	—	—
Unrecognized actuarial loss	39.9	41.3	3.2	2.5
Unrecognized prior service cost	2.6	1.8	(1.5)	(1.8)
Net amount recognized	\$ (10.0)	\$ (17.4)	\$(14.6)	\$(14.8)
Disclosures:				
Amounts recognized in the statement of financial position consist of:				
Prepaid pension benefit	\$ 0.2	\$ 0.3	\$ —	\$ —
Accrued benefit liability	(40.6)	(42.9)	(14.6)	(14.8)
Intangible asset	1.4	1.8	—	—
Minimum pension liability adjustment-reduction of shareholders' equity	29.0	23.4	—	—
Net amount recognized	\$ (10.0)	\$ (17.4)	\$(14.6)	\$(14.8)

The projected benefit obligation, accumulated benefit obligation, and fair value of plan assets for the pension plans with accumulated benefit obligations in excess of plan assets were \$164.3 million, \$155.2 million

KOPPERS HOLDINGS INC.

NOTES TO CONSOLIDATED FINANCIAL STATEMENTS—(Continued)

and \$114.6 million, respectively, as of December 31, 2004, and \$160.9 million, \$145.9 million and \$103.4 million, respectively, as of December 31, 2003.

Projected Benefit Payments

Benefit payments, including those amounts to be paid out of corporate assets and reflecting future expected service as appropriate, are expected to be paid as follows:

	<u>Pension Benefits</u>	<u>Other Benefits</u>
	<i>(In millions)</i>	<i>(In millions)</i>
2005	\$ 8.0	\$ 1.2
2006	8.0	1.2
2007	8.8	1.2
2008	9.4	1.2
2009	10.1	1.2
2010-2014	58.2	6.6

Weighted-average assumptions as of December 31:

	<u>Pension Benefits</u>		<u>Other Benefits</u>	
	<u>2004</u>	<u>2003</u>	<u>2004</u>	<u>2003</u>
Discount rate	5.69%	6.16%	5.75%	6.25%
Expected return on plan assets	7.82%	7.86%		
Rate of compensation increase	3.17%	3.16%		
Initial medical trend rate			10.50%	11.00%

Basis for the Selection of the Long-Term Rate of Return on Assets

The long-term rate of return on assets assumption was determined by using the plan's asset allocation as described in the plan's investment policy and modeling a distribution of compound average returns over a 20-year time horizon. The model uses asset class return, variance, and correlation assumptions to produce the expected return. The return assumptions used forward looking gross returns influenced by the current bond yields, corporate bond spreads and equity risk premiums based on current market conditions. The accumulated benefit obligations and asset values for the Company's pension plans at December 31, 2004 amounted to \$164.0 million and \$124.0 million, respectively, and at December 31, 2003 amounted to \$145.9 million and \$103.4 million, respectively.

In general, the long-term rate of return is the sum of the portion of total assets in each asset class multiplied by the expected return for that class, adjusted for expected expenses to be paid from the assets. To develop the expected long-term rate of return on assets assumption, the Company considered the historical returns and the future expectations for returns for each asset class, as well as the target asset allocation of the pension portfolio. This resulted in the selection of the 7.82% long-term rate of return on assets assumption.

Investment Strategy. The Company's investment strategy for its pension plans is to manage the plans on a going-concern basis. Current investment policy is to achieve a high return on assets, subject to a prudent level of portfolio risk, for the purpose of enhancing the security of benefits for participants. For U.S. pension plans, this policy currently targets a 75% allocation to equity securities and a 25% allocation to debt securities. Various asset allocation strategies are in place for non-U.S. pension plans, with a weighted-average target allocation of 57% to equity securities, 36% to debt securities and 7% to other asset classes, including real estate.

KOPPERS HOLDINGS INC.
NOTES TO CONSOLIDATED FINANCIAL STATEMENTS—(Continued)

The weighted average asset allocation for the retirement plans for the Company at December 31 by asset category is as follows:

Asset Class	2004	2003
Equity Securities	69.0%	63.1%
Fixed Income Securities	28.4	34.5
Other	2.6%	2.4%
Totals	100.0%	100.0%

	Pension Benefits		Other Benefits	
	2004	2003	2004	2003
	<i>(In millions)</i>		<i>(In millions)</i>	
Components of net periodic benefit cost:				
Service cost	\$ 4.4	\$ 4.1	\$ 0.3	\$ 0.2
Interest cost	9.4	9.2	0.9	0.7
Expected return on plan assets	(8.4)	(6.7)	—	—
Amortization of prior service cost	0.4	0.5	(0.3)	(0.4)
Amortization of gain	1.8	2.4	0.1	—
Amortization of transition amounts	(0.4)	(0.3)	—	—
Curtailement charge	0.2	—	—	—
Net periodic benefit cost	\$ 7.4	\$ 9.2	\$ 1.0	\$ 0.5

In June 2004, the U.S. pension plan was amended to reduce benefits payable to current employees. The estimated effect of this amendment was to reduce 2004 pension expense by approximately \$0.9 million.

The Company recognizes a minimum pension liability for under funded plans. The minimum liability is equal to the excess of the accumulated benefit obligation over plan assets. A corresponding amount is recognized either as an intangible asset, to the extent of previously unrecognized prior service cost, or a reduction of shareholders' equity. The Company recorded additional liabilities of \$29.0 million and \$25.2 million as of December 31, 2004 and 2003, respectively. Intangible assets of \$1.4 million and \$1.8 million and stockholders' equity reductions, net of income taxes, of \$17.6 million and \$14.5 million, were recorded as of December 31, 2004 and 2003, respectively.

The Company has various nonpension postretirement benefit plans. The contributions for health benefits are adjusted annually; the life insurance plan is noncontributory. The accounting for the health care plan anticipates future cost-sharing changes to the written plan that are consistent with the Company's expressed intent to increase retiree contributions each year by 50%-100% of any increases in premium costs.

The 2004 initial medical trend rate is assumed to be 10.5% and is assumed to decrease gradually to 5.0% in 2011 and remain at that level thereafter.

The assumed health care cost trend rate has a significant effect on the amounts reported. A one-percentage-point change in the assumed health care cost trend rate would have the following effects (in millions):

	1% Increase	1% Decrease
Effect on total of service and interest cost components in 2004	\$ —	\$ —
Effect on postretirement benefit obligation as of December 31, 2004	\$ 0.6	\$ (0.5)

KOPPERS HOLDINGS INC.
NOTES TO CONSOLIDATED FINANCIAL STATEMENTS—(Continued)

Cash Flows

Other postretirement benefits are funded on a cash basis. Therefore, the expected contribution in 2004 is approximately \$1.2 million.

Medicare Prescription Drug Act. In May 2004, the FASB issued Staff Position No. 106-2, *Accounting and Disclosure Requirements Related to the Medicare Prescription Drug, Improvement and Modernization Act of 2003* ("FSP 106-2"). This Act was signed into law by the President on December 8, 2003 and introduces a prescription drug benefit plan under Medicare Part D as well as a federal subsidy to sponsors of retiree health benefit plans that provide a benefit that is at least actuarially equivalent to Medicare Part D. FSP 106-2 provides guidance on how companies should account for the impact of the Act on their postretirement health care plans. To encourage employers to retain or provide postretirement drug benefits, beginning in 2006 the federal government will provide non-taxable subsidy payments to employers that sponsor prescription drug benefits to retirees that are actuarially equivalent to the Medicare benefit. FSP 106-2 is effective for interim or annual financial statements beginning after June 15, 2004. The Company has determined that the benefits provided under its plans are not actuarially equivalent to Medicare Part D. Therefore, the Act has been determined to have no impact on the net periodic postretirement benefit cost included in the financial statements.

Incentive Plan. The Company has established management incentive plans based on established target award levels for each participant if certain Company performance and individual goals are met. The charge to operating expense for this plan was \$4.9 million in 2004, \$2.7 million in 2003 and \$2.2 million in 2002.

Employee Savings Plan. The Company has established employee savings plans for all eligible U.S. salaried and hourly employees that conforms to Section 401(k) of the Internal Revenue Code. Subject to restrictions under applicable law, under the employee savings plans non-highly compensated participating employees can elect to contribute up to 20% of their salaries, and highly compensated participating employees can elect to contribute up to 7% of their salaries, with a regular Company matching contribution equivalent to 50% of the first 6% of contributions. Currently under the hourly plan, and for the salaried plan prior to 2002, the matching contribution is 100% of the first 1% plus 50% of the next 2% of contributions.

The Company's contributions amounted to \$1.0 million in 2004, \$1.0 million in 2003 and \$0.9 million in 2002.

6. Income Taxes

Components of the Company's income tax provision (benefit) are as follows:

	Years Ended December 31,		
	2004	2003	2002
	<i>(In millions)</i>		
Current:			
Federal	\$ —	\$ —	\$ 0.1
State	0.1	0.1	0.1
Foreign	8.1	7.5	7.4
Total current tax provision	8.2	7.6	7.6
Deferred:			
Federal	3.6	(8.4)	6.1
State	1.7	(0.1)	0.1
Foreign	(0.2)	(0.4)	—
Total deferred tax provision (benefit)	5.1	(8.9)	6.2
Total income tax provision (benefit)	\$ 13.3	\$ (1.3)	\$ 13.8

KOPPERS HOLDINGS INC.
NOTES TO CONSOLIDATED FINANCIAL STATEMENTS—(Continued)

Tax Benefits Excluded from Net Income

The amount of income tax benefit included in comprehensive income but excluded from net income relating to minimum pension liability for 2004, 2003, and 2002 was \$1.5 million, \$0.9 million, and \$2.7 million, respectively.

The amount of income tax benefit included in stockholders' equity but excluded from net income relating to the expense for employee stock options recognized differently for financial reporting and tax reporting purposes for 2004, 2003, and 2002 was \$0.1 million, \$0.4 million, and \$0.1 million, respectively.

Deferred Tax Assets and Liabilities

Deferred income taxes reflect the net tax effects of temporary differences between the carrying amounts of assets and liabilities for financial reporting purposes and the amounts used for income tax purposes. Significant components of the Company's deferred tax assets and liabilities are as follows:

	December 31,	
	2004	2003
	<i>(In millions)</i>	
Deferred tax assets:		
Alternative minimum tax credits	\$13.4	\$12.1
Other postretirement benefits obligation	17.6	17.4
Reserves, including insurance and product warranty	14.9	14.2
Book/tax inventory accounting	2.6	2.4
Accrued vacation	3.2	2.7
Excess tax basis on Koppers Australia assets	8.7	10.0
Monessen Transaction	—	4.2
Asset retirement obligations	9.9	11.7
Net operating loss benefit	20.9	11.7
Accrued but unpaid interest	0.6	—
Other	4.3	4.3
Valuation allowance	(6.9)	(3.4)
	89.2	87.3
Deferred tax liabilities:		
Tax over book depreciation and amortization	23.7	19.4
Monessen Transaction	1.0	—
Other	4.2	5.3
	28.9	24.7
	\$60.3	\$62.6

A valuation allowance is provided when it is more likely than not that some portion or all of the deferred tax assets will not be realized. The Company has recorded a valuation allowance of \$6.9 million for certain net operating loss carryforwards anticipated to produce no tax benefit.

The Company has a federal net operating loss benefit of \$14.0 million; of this amount, \$9.8 million will expire at the end of 2023 and \$4.2 million will expire at the end of 2024. The Company has a state net operating loss benefit of \$6.9 million, which will expire from 2006 to 2024. To realize the benefit net of valuation allowances, the Company will need to generate approximately \$40.0 million of taxable income. The Company also has an alternative minimum tax credit carryforward of approximately \$13.4 million that has no expiration date.

Income before income taxes for 2004, 2003 and 2002 included \$26.9 million, \$22.6 million and \$23.5 million, respectively, from foreign operations.

KOPPERS HOLDINGS INC.
NOTES TO CONSOLIDATED FINANCIAL STATEMENTS—(Continued)

The provision for income taxes is reconciled with the federal statutory rate as follows:

	Years Ended December 31,		
	2004	2003	2002
Federal	35.0%	(35.0)%	35.0%
State, net of federal tax benefit	4.4	(0.1)	0.4
Foreign taxes	9.2	28.6	10.0
Section 29 credits	—	—	(0.4)
Non-deductible environmental fines	—	0.1	0.1
Other	2.0	(0.6)	(0.9)
	<u>50.6%</u>	<u>(7.0)%</u>	<u>44.2%</u>

The Company has not provided any United States tax on undistributed earnings of foreign subsidiaries or joint ventures that are reinvested indefinitely. At December 31, 2004 consolidated retained earnings of the Company included approximately \$17 million of undistributed earnings from these investments. The Company is currently evaluating the American Jobs Creation Act of 2004 provision that allows companies to repatriate earnings from foreign subsidiaries at a reduced U.S. tax rate. The Company is evaluating the consequences of repatriating up to \$3 million with a related range of income tax effects that cannot be reasonably estimated as of the time of issuance of these financial statements. The Company expects to complete its review by December 31, 2005, and will recognize the income tax effect, if any, in the period when a decision whether to repatriate is made.

Monessen Transaction

In December 1999 the Company entered into a transaction to transfer substantially all future non-conventional fuel tax credits generated as a result of the production and sale of coke at the coke facility in Monessen, Pennsylvania (the "Monessen Facility") to a third party (the "Monessen Transaction"). For the years ended December 31, 2003 and 2002 the Company received \$0.1 million (prior year inflation adjustment) and \$9.8 million, respectively, for the transfer of tax credits, which is recorded as other income. The tax credits expired at the end of 2002, and have not been renewed by the United States Congress. Prior to the Monessen Transaction, the Company earned these credits.

Koppers China Tax Holiday

As a result of being a Foreign Investment Enterprise in the manufacturing sector, the Company's 60% owned joint venture in China is entitled to an income tax holiday under which it is exempted from corporate income tax for its first two profit making years (after deducting losses incurred in previous years), and is entitled to a 50% reduction in the corporate tax for the succeeding three years. The effect of the tax holiday on the Company's net income for the year ended December 31, 2004 (the first year Koppers China qualified for the tax holiday) was approximately \$0.9 million. Assuming Koppers China remains profitable, the tax holiday will expire on January 1, 2009.

7. Stock Options

The Company grants stock options for a fixed number of shares to employees with an exercise price equal to the fair value of the shares at the date of grant. The Company accounts for stock option grants in accordance with Accounting Principles Board Opinion No. 25, *Accounting for Stock Issued to Employees* and, accordingly, recognizes no compensation expense for stock option grants. In 2004, 2003 and 2002 the Company recognized \$0.0 million, \$0.1 million and \$0.2 million, respectively, of expense related to the redemption of stock options by terminated employees. Included in capital in excess of par value, the Company also recorded tax benefits of approximately \$0.1 million, \$0.4 million and \$0.1 million for stock option exercises in 2004, 2003 and 2002, respectively, for active employees.

KOPPERS HOLDINGS INC.
NOTES TO CONSOLIDATED FINANCIAL STATEMENTS—(Continued)

A summary of the Company's stock option activity (including activity for Koppers Inc. prior to the conversion of its stock options to stock options of the Company) and related information for the years ended December 31 follows:

	2004		2003		2002	
	Options (000)	Weighted- Average Exercise Price	Options (000)	Weighted- Average Exercise Price	Options (000)	Weighted- Average Exercise Price
Outstanding at beginning of year	438	\$ 6	1,027	\$ 5	935	\$ 4
Granted	—	—	—	—	267	6
Exercised	(438)	6	(589)	4	(151)	3
Forfeited	—	—	—	—	(24)	4
Outstanding at end of year	—	\$ —	438	\$ 6	1,027	\$ 5
Exercisable at end of year	—	\$ —	127	\$ 4	529	\$ 4
Weighted-average fair value of options granted during the year	\$ —		\$ —		\$ 0.91	

At December 31, 2004 there were no remaining unexercised options.

8. Commitments and Contingencies

General

From time to time lawsuits, claims and proceedings are asserted against the Company relating to the conduct of its business, including those pertaining to product liability, warranties, employment and employee benefits. While the outcome of litigation cannot be predicted with certainty, and some of these lawsuits, claims or proceedings may be determined adversely to the Company, management does not believe that the disposition of any such pending matters is likely to have a material adverse effect on the Company's financial condition or liquidity, although the resolution in any reporting period of one or more of these matters could have a material adverse effect on the Company's results of operations and cash flows for that period.

Legal Proceedings

The Company is involved in litigation and various proceedings relating to antitrust matters, environmental laws and toxic tort matters.

Product Liability Cases

The Company, along with other defendants, has been named as a defendant in eleven cases in Pennsylvania and four cases in Texas in which the plaintiffs claim they suffered a variety of illnesses (including cancer) as a result of exposure to one or more of the defendants' products, including coal, coke and coal tar pitch. The cases are in the early stages of discovery, and therefore no determination can currently be made as to the likelihood or extent of any liability to the Company. Although the Company intends to vigorously defend these cases, there can be no assurance that an unfavorable resolution of these matters will not have a material adverse effect on the Company's business, financial condition, cash flows and results of operation.

Government Investigations

On December 4, 2002 European Commission ("EC") representatives visited the offices of the Company's subsidiaries located in Nyborg, Denmark and Scunthorpe, England and obtained documents pursuant to legal

KOPPERS HOLDINGS INC.
NOTES TO CONSOLIDATED FINANCIAL STATEMENTS—(Continued)

process as part of an investigation of industry competitive practices concerning pitch, creosote and naphthalene. The United States Department of Justice (“DOJ”) also served a subpoena for similar documents at the Company’s headquarters in Pittsburgh, Pennsylvania. The Company also contacted and coordinated with the Canadian Competition Bureau (“CCB”). The Company has cooperated with the EC, DOJ and CCB in their respective investigations. In 2004, the DOJ returned the documents which the Company had produced. The return of such documents indicates that the DOJ’s investigation has been terminated. The Company has had no recent communications with the CCB. As a result of the Company’s cooperation, (i) in February 2003, the EC granted the Company’s request for exemption from penalties for any infringement the EC may have found as a result of its investigation concerning pitch; (ii) in April 2003, DOJ granted the Company’s request for exemption from prosecution for any infringement DOJ may have found as a result of imports of pitch, creosote and naphthalene, or the purchase for export of coal tar used to produce these products; and (iii) in April 2003, the CCB granted the Company a provisional guarantee of immunity from fines under the Canadian Competition Act with respect to the supply and sale of tar pitch, naphthalene, creosote oil and carbon black feedstock prior to 2001. These grants of immunity by the EC, DOJ and CCB apply to any government fine or penalty related to each country’s investigation of industry competitive practices. The Company’s failure to comply with the applicable conditions that were attached to these grants of immunity could have subjected the Company to fines to the extent that the investigations continued. Such fines, if assessed against the Company, could have had a material adverse effect on its business, financial condition, cash flows and results of operations. For example, the EC has the authority to assess fines in an amount up to 10% of a company’s worldwide sales. The DOJ and CCB also have the authority to assess significant fines.

In January 2005, the EC advised the Company that it had closed its investigation without prejudice to its right to re-open such investigation if new facts come to light.

The New Zealand Commerce Commission (the “NZCC”) is conducting an investigation related to the competitive practices of Koppers Arch New Zealand. Koppers Arch New Zealand is seeking to cooperate with the NZCC. The NZCC can bring court proceedings seeking penalties against companies that have violated New Zealand’s competition laws. However, penalties are assessed by the court. For example, the NZCC can seek fines for each alleged contravention of the competition laws equal to the higher of (i) \$NZ10,000,000, (ii) three times the commercial gain from the contravention or (iii) 10% of the turnover of Koppers Arch New Zealand and all interconnected companies. Although it is likely that penalties will be assessed against Koppers Arch New Zealand as a result of the investigation, the Company does not currently have enough information to determine the amount of any such penalties. Such penalties, if assessed against Koppers Arch New Zealand, could have a material adverse effect on its business, financial condition, cash flows and results of operations. Except as set forth above, the Company is not currently aware of any other claims (civil or governmental) related to competitive practices in New Zealand. Such other claims, if filed against Koppers Arch New Zealand and resolved unfavorably, could have a material adverse effect on its business, financial condition, cash flows and results of operations.

Koppers Arch Australia has also made an application for leniency under the Australian Competition and Consumer Commission’s (the “ACCC”) policy for cartel conduct. The ACCC has granted immunity to Koppers Arch Australia, subject to the fulfillment of certain conditions, such as, but not limited to, continued cooperation. If the conditions are not fulfilled, Koppers Arch Australia may be penalized for any violations of the competition laws of Australia. Such penalties, if assessed against Koppers Arch Australia, could have a material adverse effect on its business, financial condition, cash flows and results of operations. Except as set forth above, the Company is not currently aware of any other claims (civil or governmental) related to competitive practices in Australia. Such other claims, if filed against Koppers Arch Australia and resolved unfavorably, could have a material adverse effect on its business, financial condition, cash flows and results of operations.

KOPPERS HOLDINGS INC.**NOTES TO CONSOLIDATED FINANCIAL STATEMENTS—(Continued)**

Koppers Arch New Zealand and Koppers Arch Australia are majority-owned subsidiaries of Koppers Arch Investments Pty Ltd, which is an Australian joint venture owned 51% by World-Wide Ventures Corporation (a subsidiary of the Company) and 49% by Hickson Nederland BV. Koppers Arch New Zealand and Koppers Arch Australia manufacture and market wood preservative products throughout New Zealand and Australia, respectively.

Pacific Century. A subsidiary of Koppers Australia has been named as a defendant in a breach of contract and negligence lawsuit filed by Pacific Century in Queensland, Australia related to the sale of approximately 127,000 vineyard trellis posts. The Complaint claims that certain posts were defective in that they either had decay, excessive bark or were less than the minimum specified size. In addition, plaintiff alleges violations of the Australian Timber Utilization and Marketing Act. Plaintiff is seeking damages in the amount of AU\$6.6 million (approximately US\$5.1 million) for, among other things, the costs of removing and replacing such trellis posts. Plaintiff has also filed a lawsuit against the constructor of the vineyard trellises, which lawsuit has been consolidated with its claim against the Company. Discovery in the case is ongoing and there can be no assurance that an unfavorable resolution of this matter will not have a material adverse effect on the Company's business, financial condition, cash flows and results of operations.

Grenada. Koppers, together with various co-defendants, has been named as a defendant in four toxic tort lawsuits in various state courts in Mississippi and in two toxic tort lawsuits in federal court in Mississippi arising from the operations of the Company's wood treating plant in Grenada, Mississippi ("Grenada"). See "Environmental and Other Liabilities Retained or Assumed by Others."

Legal Reserves Rollforward

	Year Ended December 31, 2004	Year Ended December 31, 2003	Year Ended December 31, 2002
		(In millions)	
Beginning balance	\$ 0.3	\$ —	\$ —
Expense (income)	0.5	0.3	—
Cash expenditures	—	—	—
Foreign exchange	—	—	—
Ending balance	<u>\$ 0.8</u>	<u>\$ 0.3</u>	<u>\$ —</u>

Expense for 2004 and 2003 consisted of \$0.5 million and \$0.3 million, respectively, for estimated settlement costs for the Pacific Century litigation.

Other remaining unsettled litigation matters are not probable and estimable and therefore do not currently have amounts accrued.

Environmental and Other Matters

The Company is subject to federal, state, local and foreign laws and regulations and potential liabilities relating to the protection of the environment and human health and safety including, among other things, the cleanup of contaminated sites, the treatment, storage and disposal of wastes, the discharge of effluent into waterways, the emission of substances into the air and various health and safety matters. The Company expects to incur substantial costs for ongoing compliance with such laws and regulations. The Company may also face governmental or third-party claims, or otherwise incur costs, relating to cleanup of, or for injuries resulting from, contamination at sites associated with past and present operations. The Company accrues for environmental liabilities when a determination can be made that they are probable and reasonably estimable.

KOPPERS HOLDINGS INC.
NOTES TO CONSOLIDATED FINANCIAL STATEMENTS—(Continued)

Environmental and Other Liabilities Retained or Assumed by Others

The Company has agreements with former owners of certain of its operating locations under which the former owners retained or assumed and agreed to indemnify the Company against certain environmental and other liabilities. The most significant of these agreements was entered into at the Company's formation on December 28, 1988 (the "Acquisition"). Under the related asset purchase agreement between the Company and Beazer East, subject to certain limitations, Beazer East retained the responsibility for and agreed to indemnify the Company against certain liabilities, damages, losses and costs, including, with certain limited exceptions, liabilities under and costs to comply with environmental laws to the extent attributable to acts or omissions occurring prior to the Acquisition (the "Indemnity"). Beazer Limited unconditionally guaranteed Beazer East's performance of the Indemnity pursuant to a guarantee (the "Guarantee"). Beazer Limited became a wholly owned indirect subsidiary of Hanson PLC on December 4, 1991. In 1998, Hanson PLC purchased an insurance policy under which the funding and risk of certain environmental and other liabilities relating to the former Koppers Company, Inc. operations of Beazer East (which includes locations purchased from Beazer East by the Company) are underwritten by Centre Solutions (a member of the Zurich Group) and Swiss Re.

The Indemnity provides different mechanisms, subject to certain limitations, by which Beazer East is obligated to indemnify the Company with regard to certain environmental and other liabilities and imposes certain conditions on the Company before receiving such indemnification, including certain limitations regarding the time period as to which claims for indemnification can be brought. In July 2004, the Company entered into an agreement with Beazer East to amend the December 29, 1988 asset purchase agreement to provide, among other things, for the continued tender of pre-closing environmental liabilities to Beazer East under the Indemnity through July 2019. As consideration for the agreement, the Company will pay Beazer East four installments over three years totaling \$7 million and share toxic tort litigation costs arising from any sites acquired from Beazer East. The first payment of \$2 million was made in July 2004.

Contamination has been identified at most of the Company's manufacturing and other sites. Three sites owned and operated by the Company in the United States, as well as one former site, are listed on the National Priorities List promulgated under the Comprehensive Environmental Response, Compensation, and Liability Act of 1980, as amended ("CERCLA"). The sites include the Gainesville, Florida wood treating facility; the Galesburg, Illinois wood treating facility; the Florence, South Carolina wood treating facility; and the former Feather River, California wood treating facility. Currently, at the properties acquired from Beazer East (which include all of the National Priorities List sites and all but one of the Resource Conservation and Recovery Act ("RCRA")-permitted sites), substantially all investigative, cleanup and closure activities are being conducted and paid for by Beazer East pursuant to the terms of the Indemnity. In addition, other of the Company's sites are or have been operated under RCRA and various other environmental permits, and remedial and closure activities are being conducted thereat.

To date, the parties that retained, assumed or agreed to indemnify the Company against the liabilities referred to above have performed their obligations in all material respects. The Company believes that for the last three years amounts paid by Beazer East as a result of its environmental remediation obligations under the Indemnity have averaged in total approximately \$11.6 million per year. If for any reason (including disputed coverage or financial incapability) one or more of such parties fail to perform their obligations and the Company is held liable for or otherwise required to pay all or part of such liabilities without reimbursement, the imposition of such liabilities on the Company could have a material adverse effect on its business, financial condition, cash flows and results of operations. In addition, if the Company were required to record a liability with respect to all or a portion of such matters on its balance sheet, the amount of its total liabilities could exceed the book value of its assets by an additional amount that could be significant.

KOPPERS HOLDINGS INC.

NOTES TO CONSOLIDATED FINANCIAL STATEMENTS—(Continued)

Also, contamination has been detected at certain of the Company's Australian facilities. These sites include its tar distillation facility in Mayfield, NSW, Australia and its wood protection chemicals facility in Trentham, Victoria, Australia, which has been listed on the Victorian register of contaminated sites. The Company's total reserves include \$1 million for the estimated remediation costs at these sites.

Grenada. The Company, together with various co-defendants (including Beazer East), has been named as a defendant in four toxic tort lawsuits in various state courts in Mississippi and in two toxic tort lawsuits in federal court in Mississippi arising from the operation of Grenada. The Complaints allege that plaintiffs were exposed to harmful levels of various toxic chemicals, including creosote, pentachlorophenol and dioxin, as a result of soil, surface water and groundwater contamination and air emissions from the Grenada facility and, in the state court cases, from an adjacent manufacturing facility operated by Heatcraft, Inc. In the state court actions, which include a total of approximately 115 plaintiffs, each plaintiff seeks compensatory damages from the defendants of at least \$5 million for each of seven counts and punitive damages of at least \$10 million for each of three counts. In the federal case action referred to as the Beck case, there were originally a total of approximately 110 plaintiffs. Pursuant to an Order granting defendants' Motion to Sever, the Court dismissed the claims of 98 plaintiffs without prejudice to their right to refile their Complaints. Each plaintiff in the Beck case seeks compensatory damages from the defendants in an unspecified amount and punitive damages of \$20 million for each of four counts. In the federal case action referred to as the Ellis case, there are approximately 1,130 plaintiffs. Each plaintiff in the Ellis case seeks compensatory damages from the defendants of at least \$5 million for each of seven counts and punitive damages of at least \$10 million for each of three counts. Based on the Company's experience in defending previous toxic tort cases (including the Company's victory in similar litigation involving Green Spring and its recent dismissal without prejudice from similar litigation involving Somerville, as noted below), the Company does not believe that the damages sought by the plaintiffs in the state court and federal court actions are supported by the facts of the cases. The Company is seeking to transfer venue of the state court cases to Grenada County, Mississippi. The venue issue is currently on appeal to the Mississippi Supreme Court. During the pendency of the appeal, discovery in the state court cases has been stayed. Discovery in the federal court cases has also been stayed. However, discovery with respect to 12 plaintiffs is proceeding in the Beck federal case. The Court recently granted the defendants' Motion to Sever in the Beck case, holding that the claims of the 12 Beck plaintiffs must be tried separately. Prior to the granting of such Motion to Sever on April 14, 2005, the trials of the 12 Beck plaintiffs were scheduled to commence in October 2005. It is expected that the trial of the first Beck plaintiff will occur in October 2005. Although the Company intends to vigorously defend these cases, there can be no assurance that an unfavorable resolution of this matter will not have a material adverse effect on its business, financial condition, cash flows and results of operations.

Somerville. Koppers, along with Burlington Northern and Santa Fe Rail Way Company and Solvents and Chemicals, Inc., were named in a total of 11 toxic tort lawsuits by a total of approximately 30 plaintiffs that were filed in various state courts in Texas by individuals claiming to be residents of Somerville, Texas. The Complaints alleged that plaintiffs suffered personal injuries resulting from exposure to chemicals used at the Company's wood treating facility in Somerville, Texas ("Somerville"). The plaintiffs sought actual damages and punitive damages in an unspecified amount from the defendants. The Company has been voluntarily dismissed without prejudice by the plaintiffs from all of the Somerville lawsuits. The lawsuits are proceeding against the remaining defendants.

Other Environmental Matters

In October 1996, the Company received a Clean Water Act information request from the U.S. Environmental Protection Agency ("EPA"). This information request asked for comprehensive information on discharge permits, applications for discharge permits, discharge monitoring reports and the analytical data in

KOPPERS HOLDINGS INC.**NOTES TO CONSOLIDATED FINANCIAL STATEMENTS—(Continued)**

support of the reports and applications. EPA subsequently alleged that the Company violated various provisions of the Clean Water Act. The Company subsequently agreed, among other things, to a \$2.9 million settlement, payable in three annual installments. The first two payments, totaling \$1 million each, were made in April 2004 and 2003, respectively. The final payment of \$0.9 was made in April 2005.

Additionally, during an investigation the Company initiated at the Company's Woodward Coke facility prior to its closure in January 1998, it was discovered that certain environmental records and reports related to the discharge of treated process water contained incomplete and inaccurate information. Corrected reports were submitted to the State of Alabama and EPA, which resulted in a Complaint against the Company by EPA alleging certain civil and criminal violations of applicable environmental laws. The Company subsequently entered into a plea agreement and a related compliance agreement addressing this matter, which together provide, among other things, for the payment of a \$2.1 million fine payable to the government and \$0.9 million in restitution payable to the Black Warrior-Cahaba Rivers Land Trust in three equal annual installments beginning in December 2002. The Company's plea was entered in August 2002 and the sentencing occurred in December 2002. At the sentencing, the court, among other things, approved the terms of the plea agreement previously negotiated between the Company and EPA. The first two payments, totaling \$1.0 million each, were made in December 2003 and 2002, respectively. The final payment of \$1.0 million was completed in January 2005. A failure on the Company's part to comply with the terms of the compliance agreement, plea agreement and probation could lead to significant additional costs and sanctions, including the potential for suspension or debarment from governmental contracts.

Environmental Reserves Rollforward

	Year Ended December 31, 2004	Year Ended December 31, 2003	Year Ended December 31, 2002
		(in millions)	
Beginning balance	\$ 7.5	\$ 11.3	\$ 12.6
Expense (income)	—	(0.6)	1.7
Cash expenditures including penalties	(2.9)	(4.0)	(3.3)
Foreign exchange	0.1	0.8	0.3
Ending balance	<u>\$ 4.7</u>	<u>\$ 7.5</u>	<u>\$ 11.3</u>

Income for 2003 was the result of the reversal to profit of \$0.7 million of reserves based on a reassessment of exposure at the Company's Monessen, Pennsylvania coke facility. There are currently no environmental reserves related to this facility based on the Company's current environmental assessment.

Expense for 2002 consisted primarily of additional expense required as a result of the settlement with the EPA related to the Clean Water Act and reporting violations at the Company's former Woodward Coke facility in Woodward, Alabama.

Other remaining unsettled environmental matters are not probable and estimable and therefore do not currently have amounts accrued.

KOPPERS HOLDINGS INC.
NOTES TO CONSOLIDATED FINANCIAL STATEMENTS—(Continued)

Rents

Rent expense including operating leases for 2004, 2003 and 2002 was \$29.0 million, \$28.0 million and \$25.2 million, respectively. Commitments during the next five years under operating leases aggregate to approximately \$81.0 million and are as follows (in millions):

2005	\$23.5
2006	19.0
2007	16.3
2008	11.8
2009	10.4

Labor Unions

Of the Company's employees, approximately 62% are represented by 22 different labor unions and covered under numerous labor contracts. The United Steelworkers of America, covering workers at six facilities, accounts for the largest membership with nearly 300 employees. Another significant affiliation is the Paper, Allied-Industrial, Chemical & Energy Workers' International Union, with nearly 200 employees at four facilities. Labor contracts expiring in 2005 cover approximately 21% of total employees.

9. Operations by Business Segment

Description of the Types of Products and Services from Which Each Reportable Segment Derives Its Revenues.

The Company's Carbon Materials & Chemicals division is a supplier of a) carbon pitch, which is used primarily by the aluminum industry as a binder in the manufacture of anodes; b) PAA, used in the manufacture of plasticizers, unsaturated polyester resins, alkyd resins and dye making; c) creosote and chemicals, used in the protection of timber against termites, fungal decay and weathering; d) carbon black (and carbon black feedstock), used in the production of rubber tires; and e) furnace coke, used in the manufacture of steel.

The Company's Railroad & Utility Products division a) provides various products and services to railroads, including crossties (both wood and concrete), track and switch pre-assemblies, and disposal services; b) supplies treated wood poles to electric and telephone utilities; and c) provides products to, and performs various wood treating services for, vineyards, construction and other commercial applications.

Measurement of Segment Profit or Loss and Segment Assets.

The Company evaluates performance and allocates resources based on profit or loss from operations before interest and income taxes. The accounting policies of the reportable segments are the same as those described in the summary of significant accounting policies. Intersegment transactions are eliminated in consolidation.

Factors Management Used to Identify the Company's Reportable Segments.

The Company's reportable segments are business units that offer different products. The reportable segments are each managed separately because they manufacture and distribute distinct products with different production processes. The business units have been aggregated into two reportable segments since management believes the long-term financial performance of these business units is affected by similar economic conditions.

KOPPERS HOLDINGS INC.
NOTES TO CONSOLIDATED FINANCIAL STATEMENTS—(Continued)

	Business Segments			Total
	Carbon Materials & Chemicals	Railroad & Utility Products	All Other	
	<i>(In millions)</i>			
Year ended December 31, 2004:				
Revenues from external customers	\$ 553.4	\$ 399.1	\$ —	\$952.5
Intersegment revenues	32.1	—	—	32.1
Depreciation and amortization	24.2	8.4	0.3	32.9
Operating profit	44.6	19.4	0.4	64.4
Segment assets	333.5	148.6	101.5	583.6
Capital expenditures	12.3	8.7	0.2	21.2
Year ended December 31, 2003:				
Revenues from external customers	\$ 484.1	\$ 358.8	\$ —	\$842.9
Intersegment revenues	27.4	—	—	27.4
Depreciation and amortization	23.5	8.0	2.2	33.7
Operating profit (loss)	7.7	13.0	(1.6)	19.1
Segment assets	316.5	139.3	58.2	514.0
Capital expenditures	9.1	10.2	—	19.3
Year ended December 31, 2002:				
Revenues from external customers	\$ 438.4	\$ 338.1	\$ —	\$776.5
Intersegment revenues	23.4	—	—	23.4
Depreciation and amortization	19.1	7.5	2.1	28.7
Operating profit (loss)	29.4	16.9	(2.0)	44.3
Capital expenditures	12.9	6.6	0.2	19.7

KOPPERS HOLDINGS INC.
NOTES TO CONSOLIDATED FINANCIAL STATEMENTS—(Continued)

	Years Ended December 31,		
	2004	2003	2002
	(In millions)		
Profit or Loss			
Operating profit for reportable segments	\$ 64.0	\$ 20.7	\$46.3
Corporate depreciation and amortization	(0.3)	(2.2)	(2.1)
Other including Section 29 tax credits	1.1	0.6	9.9
	<u>\$ 64.8</u>	<u>\$ 19.1</u>	<u>\$54.1</u>
Assets			
Total assets for reportable segments	\$482.1	\$455.8	
Deferred financing	17.8	14.2	
Deferred taxes	47.0	52.3	
Fixed assets	1.1	1.2	
Other	9.7	6.5	
Cash and short-term investments	27.8	0.4	
Elimination of intercompany receivables	(1.9)	(16.4)	
	<u>\$583.6</u>	<u>\$514.0</u>	

Geographic Information

United States:		
Revenues from external customers	\$627.2	\$555.5
Long-lived assets	197.2	199.0
Australia and Pacific Rim:		
Revenues from external customers	\$197.4	\$158.4
Long-lived assets	60.3	53.4
Europe:		
Revenues from external customers	\$127.9	\$129.0
Long-lived assets	18.9	16.7

Revenues for Significant Product Lines.

The Company's reportable segments are business units that offer different products. The revenues generated for significant product lines sold to outside customers are as follows:

	2004	2003	2002
	(In millions)		
Carbon Materials & Chemicals:			
Carbon pitch	\$ 199.9	\$ 185.7	\$ 170.7
Phthalic anhydride	74.8	59.7	51.6
Furnace coke	48.0	37.0	38.8
Carbon black and carbon black feedstock	47.7	46.1	39.4
Creosote	16.9	20.6	24.1
Naphthalene	30.3	19.8	15.0
Other	135.8	115.2	98.8
	<u>\$ 553.4</u>	<u>\$ 484.1</u>	<u>\$ 438.4</u>
Railroad & Utility Products:			
Railroad crossties	\$ 247.0	\$ 222.4	\$ 206.3
Utility poles	70.7	66.6	67.9
Other	81.4	69.8	63.9
	<u>\$ 399.1</u>	<u>\$ 358.8</u>	<u>\$ 338.1</u>

KOPPERS HOLDINGS INC.
NOTES TO CONSOLIDATED FINANCIAL STATEMENTS—(Continued)

10. Selected Quarterly Financial Data (Unaudited)

The following is a summary of the quarterly results of operations for the years ended December 31, 2004 and 2003:

	1st Quarter		2nd Quarter		3rd Quarter		4th Quarter	
	2004	2003	2004	2003	2004	2003	2004	2003
	<i>(In millions)</i>							
Net sales	\$ 227.4	\$ 191.0	\$ 249.5	\$ 219.4	\$ 243.8	\$ 214.4	\$ 231.8	\$ 218.1
Operating profit (loss)	10.7	6.7	21.1	10.1	18.9	10.6	13.7	(8.3)
Income (loss) before cumulative effect of accounting change	(0.1)	0.4	4.8	2.2	3.5	—	1.4	(21.6)
Net income (loss)	(0.1)	(17.7)	4.8	2.2	3.5	—	1.4	(21.6)
Net income (loss) to common stock	(0.1)	(17.7)	4.8	(0.1)	(3.1)	—	(69.5)	(73.0)
Earnings (loss) per share of common stock:								
Basic earnings (loss) per share before cumulative effect of accounting change	\$ (0.03)	\$ 0.09	\$ 1.69	(0.02)	\$ (1.12)	\$ 0.02	\$ (23.63)	\$ (22.83)
Basic earnings (loss) per share	\$ (0.03)	\$ (4.26)	\$ 1.69	(0.02)	\$ (1.12)	\$ 0.02	\$ (23.63)	\$ (22.83)
Diluted earnings (loss) per share before cumulative effect of accounting change	\$ (0.03)	\$ 0.03	\$ 0.40	(0.02)	\$ (1.12)	\$ 0.00	\$ (23.63)	\$ (22.83)
Diluted earnings (loss) per share	\$ (0.03)	\$ (4.26)	\$ 0.40	(0.02)	\$ (1.12)	\$ 0.00	\$ (23.63)	\$ (22.83)

11. Related Party Transactions

Schnader Harrison Segal & Lewis LLP provided counsel to the Company during 2004 and 2003. A Director of the Company who is also a shareholder, is also counsel to Schnader Harrison Segal & Lewis LLP. During 2004 and 2003, the Company paid a total of \$0.2 million and \$0.3 million, respectively, in legal fees to this firm. Additionally, in 2003 and 2002 the Company redeemed from the Director 99,959 shares at \$7.29 per share and 95,171 shares at \$7.04 per share, respectively.

Consulting Agreements

The Company entered into a consulting agreement with a Director in 1999 in which the Company pays a fee of \$12,500 per month to the Director for consulting services. The agreement also includes a provision, which allowed the Director to purchase 79,598 shares of common stock for \$4.27 per share, which purchase was made in October 1999 when the fair value per share was \$4.33. Additionally, the agreement provides for a \$0.6 million interest free loan from the Company for the purchase of 140,467 shares of restricted common stock at a price of \$4.27 per share. The Director purchased these shares in October 1999 by signing a promissory note to the Company for \$0.6 million. The note, which is 70% collateralized by the value of the related shares and 30% by the Director's personal assets, is due in 2009, or immediately in the event the Director is no longer Non-Executive Chairman of the board of directors. The shares were initially restricted, with a vesting period of five years; at December 31, 2003 all of the shares were vested. Mr. Cizik has the right to require the Company to redeem the 140,467 shares at any time at the lower of cost or current fair market value; however, the disposition or transfer of the shares requires the related loan to be repaid immediately.

KOPPERS HOLDINGS INC.

NOTES TO CONSOLIDATED FINANCIAL STATEMENTS—(Continued)

Advisory Services Agreement with Saratoga Partners III, L.P. The Company has an advisory and consulting agreement with Saratoga pursuant to which the Company pays a management fee of \$150,000 per quarter to Saratoga in lieu of Director's fees to the Saratoga Director. In addition, Saratoga may provide the Company with financial advisory services in connection with significant business transactions, including, but not limited to: (i) identification, negotiation and analysis of acquisitions and dispositions by the Company or its subsidiaries; (ii) negotiations and analysis of financing alternatives, including in connection with acquisitions, capital expenditures and refinancing of indebtedness; (iii) finance functions, including assistance in financial projections; (iv) human resource functions, including searching and hiring of executives; and (v) such other services as the board of directors and Saratoga shall agree. For such services, the Company will pay Saratoga compensation comparable to compensation paid for such services by similarly situated companies. During 2004 and 2003 the Company paid Saratoga \$0.5 million and \$1.6 million, respectively, related to advisory services for refinancing activities.

12. Subsequent Event

In connection with the Company's proposed Initial Public Offering, on January 5, 2006 the Company's Board of Directors approved a stock split on a 3.9799-to-one basis. Accordingly, the Company's Consolidated Financial Statements have been retroactively restated to reflect the effect of the stock split for all periods presented.

KOPPERS HOLDINGS INC.
SCHEDULE II—VALUATION AND QUALIFYING ACCOUNTS
For the years ended December 31, 2004, 2003 and 2002
(In millions)

	<u>Balance at Beginning of Year</u>	<u>Increase (Decrease) to Expense</u>	<u>Net (Write-Offs) Recoveries</u>	<u>Foreign Exchange</u>	<u>Balance at Close of Year</u>
2004					
Allowance for doubtful accounts	\$ 1.4	\$ (0.6)	\$ 0.1	\$ —	\$ 0.9
Inventory obsolescence reserves	\$ 0.9	\$ 1.0	\$ 0.4	\$ 0.1	\$ 1.6
2003					
Allowance for doubtful accounts	\$ 0.9	\$ 2.1	\$ 1.7	\$ 0.1	\$ 1.4
Inventory obsolescence reserves	\$ 0.6	\$ 0.6	\$ 0.4	\$ 0.1	\$ 0.9
2002					
Allowance for doubtful accounts	\$ 1.0	\$ 0.1	\$ 0.2	\$ —	\$ 0.9
Inventory obsolescence reserves	\$ 0.6	\$ —	\$ —	\$ —	\$ 0.6



Clairton, Pennsylvania
Tar Distillation Facility



Nyborg, Denmark
Tar Distillation Facility



Koppers Holdings Inc.
436 Seventh Avenue
Pittsburgh, PA 15219-1800
412 227 2001
www.koppers.com

